

Cummins **Onan**



# Parts Manual

## Marine Generator Set

MDKDK (Spec A)

## Introduction

This manual applies to the standard marine generator sets listed below. Parts are arranged in groups of related items and each illustrated part is identified by a reference number corresponding to the same reference number in the parts list. Parts illustrations are typical. Unless otherwise mentioned in the description or page heading, parts are interchangeable between models. Throughout this catalog left and right sides are determined by facing the engine end (front) of the set.

<u>MODEL</u>	<u>HERTZ</u>
7MDKDK/	50Hz
9MDKDK/	60Hz

\* – The diagonal line (/) in the model and specification number separates generator set characteristics from the specification number and letter. The specification number denotes customer requested options or deviations from the standard model. The specification letter advances (A to B, B to C, etc.) with major manufacturing changes.

# Index

## A

Actuator, Governor, **36**  
Adapter, Oil Drain, **43**  
Alternator (12V), **29**  
Alternator (24V), **30**  
Arm, Rocker, **24**  
Armature, Starter (12V), **11**  
Armature, Starter (24V), **12**  
Assy, Bearing Case Main, **13**  
Assy, Cylinder Block Drain Cock, **6**  
Assy, Engine Panel, **57** , **59**  
Assy, Replacement Engine, **6**  
Assy, Solenoid Bracket, **50**  
Assy, Water Separator Drain, **35**  
Assy, Water Separator Pump, **35**  
Assy, Water Separator Replacement Head, **35**

## B

Ball, Crankshaft, **8**  
Base, Mounting, **51**  
Bearing, Alternator (24V), **31**  
Bearing, Connecting Rod, **7**  
Bearing, Crankshaft, **8**  
Bearing, Fuel Camshaft, **14** , **15**  
Bearing, Generator Rotor Ball, **53**  
Bearing, Governor Miniature, **17**  
Bearing, Governor Weight, **14** , **15**  
Bearing, Raw Water Pump, **40**  
Bearing, Starter Ball (24V), **12**  
Bearing, Starter Oilless (12V), **11**  
Bearing, Water Pump, **28**  
Belt Guard, **52**  
Belt, Fan (12V), **29**  
Belt, Fan (24V), **30**  
Block, Cylinder, **6**  
Box, Control, **56**  
Box, Control , **56**  
Bracket, Alternator (12V), **29**  
Bracket, Alternator (24V), **30**  
Bracket, Belt Guard Bottom, **52**  
Bracket, Belt Guard Side, **52**  
Bracket, Belt Guard Top, **52**  
Bracket, Fuel Pump, **32**  
Bracket, Heat Exchanger, **37**  
Bracket, Isolated Ground, **50**  
Bracket, Lifting, **21**  
Bracket, Remote Separator Mounting, **34**  
Bracket, Rocker Arm, **24**  
Breakers, Circuit, **57**  
Brush, Alternator (24V), **31**  
Brush, Starter Yoke (24V), **12**  
Bush, Governor Gear, **6**  
Bushing, Connecting Rod, **7**  
Bushing, Exhaust Manifold Reducer, **48**

Bushing, Idle Gear, **9**

## C

Cam, Fuel, **14** , **15**  
Camshaft, **9**  
Camshaft, Fuel, **14** , **15**  
Cap, Coolant Tank , **42**  
Cap, Cylinder Block Sealing, **6**  
Cap, Cylinder Head Sealing, **21**  
Cap, Exhaust Manifold, **48**  
Cap, Oil Drain Hose Pipe, **43**  
Cap, Valve, **24**  
Case, Main Bearing, **13**  
Chamber, Combustion, **21**  
Circlip, Governor Shaft, **14** , **15**  
Circlip, Idle Gear, **9**  
Circlip, Piston Pin, **7**  
Clutch, Starter (12V), **11**  
Clutch, Starter (24V), **12**  
Collar, Crankshaft, **8**  
Collar, Governor, **17**  
Collar, Governor Shaft, **14** , **15**  
Collar, Idle Gear, **9**  
Collar, Starter (12V), **11**  
Collet, Valve Spring, **24**  
Components, Alternator (24V), **31**  
Components, Captive Water Pump, **28**  
Components, Control Panel, **58**  
Components, Control Panel , **57**  
Components, Injection Pump, **20**  
Components, Nozzle Holder, **23**  
Components, Raw Water Pump, **40**  
Components, Remote Water Separator, **35**  
Components, Starter (12V), **11**  
Components, Starter (24V), **12**  
Connector, Hose, **41**  
Connector, Male, **32**  
Cooling System, **38**  
Coupling, Hose, **32**  
Cover, Alternator Bearing (24V), **31**  
Cover, Bearing Case, **13**  
Cover, Box, **56**  
Cover, Control, **56**  
Cover, Cylinder Head, **26**  
Cover, Endbell, **53**  
Cover, Flywheel Housing, **10**  
Cover, Gear Case, **27**  
Cover, Heat Exchanger End, **37**  
Cover, Injector Pump Hole, **18**  
Cover, Thermostat, **25**  
Crankshaft, **8**

## Index

### D

Disk, Generator Rotor Drive, **53**

### E

Edging, Heat Exchanger Bracket, **37**  
Elbow, Exhaust, **48**  
Elbow, Oil System, **43**  
Elbow, Pipe, **32**  
Element, Remote Water Separator, **35**  
Endbell, **53**  
Exchanger, Heat, **37** , **38**

### F

Fan, Generator, **53**  
Filter, Cruise Kit Fuel, **65**  
Filter, Cruise Kit Oil, **65**  
Filter, Fuel, **32**  
Filter, Oil, **27**  
Flange, Injection Pump Sleeve, **20**  
Flange, Water, **25**  
Flange, Water Pump, **25** , **28**  
Flywheel, **10**

### G

Gasket, **65**  
Gasket (Exhaust Out), **48**  
Gasket, Bearing Case, **13**  
Gasket, Bearing Case Cover, **13**  
Gasket, Cylinder Block Plug, **6**  
Gasket, Cylinder Head, **21**  
Gasket, Cylinder Head Cover, **26**  
Gasket, Delivery Valve, **20**  
Gasket, Gear Case, **27**  
Gasket, Heat Exchanger End Cover, **37**  
Gasket, Injector Pump Hole Cover, **18**  
Gasket, Intake Manifold, **45**  
Gasket, Nozzle Holder, **22**  
Gasket, Oil Drain, **43**  
Gasket, Oil Pan, **44**  
Gasket, Oil Pan Plug, **44**  
Gasket, Overflow Pipe, **22**  
Gasket, Speed Control Plate, **16**  
Gasket, Thermostat, **25**  
Gasket, Water Flange, **25**  
Gasket, Water Pump, **28** , **38** , **39**  
Gear, Cam, **9**  
Gear, Crankshaft, **8**  
Gear, Governor, **14** , **15**  
Gear, Idle, **9**  
Gear, Injection Pump, **14**  
Gear, Oil Pump Drive, **8**  
Gear, Ring, **10**

Gear, Starter (12V), **11**  
Gear, Starter Pinion (24V), **12**  
Gearcase, **27**  
Generator, **53**  
Governor, **17**  
Grommet, Stator Housing, **53**  
Ground, Isolation, **50**  
Grounding, **49**  
Guard, Belt, **52**  
Guard, Starter, **10**  
Guide, Card, **56**  
Guide, Valve, **21**

### H

Hanger, Coolant Tank, **42**  
Harness, Control, **57** , **62**  
Harness, Control , **62**  
Harness, Ground, **50**  
Harness, Isolated Ground, **50**  
Harness, Junction, **64**  
Harness, Remote Control Panel, **60**  
Harness, Remote Extension, **64**  
Harness, Remote Switch Panel, **61**  
Harnesses, Wiring, **63**  
Head, Cylinder, **21**  
Heat Exchanger, **37**  
Holder Assy, Brush (24V), **12**  
Holder Assy, Starter (12V), **11**  
Holder, Alternator Brush (24V), **31**  
Holder, Delivery Valve, **20**  
Holder, Governor Gear, **14** , **15**  
Holder, Nozzle, **22**  
Holder, Nozzle Components, **23**  
Hose, Air Intake, **45**  
Hose, Coolant, **41**  
Hose, Coolant Tank, **42**  
Hose, Exhaust Manifold Coolant, **48**  
Hose, Oil Drain, **43**  
Housing, Flywheel, **10**

### I

Impeller, Captive Water Pump, **28**  
Impeller, Raw Water Pump, **40**  
Indicator, Oil Level, **6**  
Isolator, Vibration, **51** , **56**

### K

Keel Cooling System, **39**  
Key, Camshaft Feather, **9**  
Key, Crankshaft, **8**  
Key, Fuel Camshaft Woodruff, **14** , **15**  
Key, Raw Water Pump, **40**  
Kit, Belt Guard, **52**

## Index

Kit, Control, **58**  
Kit, Coolant Recovery, **42**  
Kit, Cruise, **65**  
Kit, Dry Exhaust, **48**  
Kit, Heat Exchanger Cap, **37**  
Kit, Impeller, **65**  
Kit, Isolated Ground, **50**  
Kit, Low Coolant Sender, **48**  
Kit, Muffler, Fuel/Water Separator, **33**  
Kit, Muffler, Marine, **33**  
Kit, O'Ring, Water Separator, **35**  
Kit, Remote Control Panel, **60**  
Kit, Remote Control Panel Switch Harness, **60**  
Kit, Remote Fuel/Water Separator, **34**  
Kit, Remote Switch Panel, **61**  
Kit, Remote Water Separator Metal Bowl Replacement, **35**  
Kit, Siphon Break, **41**  
Kit, Water Pump (Major), **40**  
Kit, Water Pump (Minor), **40**  
Kit, Water Separator, **33**  
Kits, **65**

## L

Label, Control , **59**  
Labels, **65**  
Lever, Fork, **17**

## M

Manifold, Exhaust, **48**  
Manifold, Intake, **45**  
Meter, Hour, **59**  
Meter, Remote Switch Panel Hour, **61**  
Mixer, **48**  
Mount, Engine, **51**  
Muffler, **33**

## O

O'Ring, Cylinder Head , **21**  
O'Ring, Head Cover Oil Fill Cover, **26**  
O'Ring, Heat Exchanger Cover, **37**  
O'Ring, Hole Cover, **27**  
O'Ring, Injection Pump, **20**  
O'Ring, Oil Pickup Tube, **44**  
O'Ring, Oil Pump Drive Gear, **8**  
O'Ring, Raw Water Pump, **40**

## P

Pan, Oil, **44**  
Panel, Control, **59**  
Panel, Remote Control, **60** , **60**  
Panel, Remote Switch, **61**

Panel, Remote Switch Panel Printed, **61**  
PBC, Control, **56**  
Pencil, Zinc, **37**  
Piece, Distance, **23**  
Piece, Nozzle, **23**  
Pin, Cylinder Block Pipe, **6**  
Pin, Cylinder Block Start Spring, **6**  
Pin, Cylinder Block Straight, **6**  
Pin, Injection Pump Clamp, **20**  
Pin, Injection Pump Joint, **20**  
Pin, Piston, **7**  
Pin, Tappet Guide, **20**  
Pipe, Injection, **22**  
Pipe, Water Return, **25** , **28**  
Piston, **7**  
Plate, Cover, **56**  
Plate, Injection Pump, **20**  
Plate, Raw Water Pump Wear, **40**  
Plate, Speed Control, **16**  
Plug, Cylinder Block, **6**  
Plug, Cylinder Head, **21**  
Plug, Gearcase, **27**  
Plug, Glow, **22**  
Plug, Oil Pan, **44**  
Plug, Vent, **35**  
Plunger, Pump, **20**  
Pulley, Fan (12V), **29**  
Pulley, Fan (24V), **30**  
Pulley, Fan Drive (12V), **29**  
Pulley, Fan Drive (24V), **30**  
Pump, Fuel, **32**  
Pump, Fuel (Begin Spec C), **32**  
Pump, Injection, **18** , **19** , **20**  
Pump, Water, **28** , **38** , **39**

## R

Rack, Injection Pump Control, **20**  
Rectifier, Alternator (24V), **31**  
Reducer, Bushing, **43**  
Reducer, Hose Connector, **39**  
Regulator, Alternator (24V), **31**  
Relay, Isolated Ground Solenoid, **50**  
Relay, SPDT, **56** , **57**  
Resonator, **45**  
Resonator Intake, **45**  
Retainer, Spring, **24**  
Retainer, Starter (24V), **12**  
Ring, Raw Water Pump Retaining, **40**  
Ring, Starter Snap (12V), **11**  
Rivet, Drive Plastic, **57**  
Rod, Camshaft Push, **9**  
Rod, Connecting, **7**  
Rod, Nozzle Holder Push, **23**  
Roller, Starter (24V), **12**  
Rotor, Alternator (24V), **31**

## Index

Rotor, Generator, **53**  
Rotor, Generator Exciter, **53**

### S

Saddle, Control Box, **56**  
Seal, Endbell O'Ring, **53**  
Seal, Oil, **27**  
Seal, Raw Water Pump Lip, **40**  
Seal, Raw Water Pump Mechanical, **40**  
Seal, Valve Stem, **24**  
Seal, Water Pump Mechanical, **28**  
Seat, Injection Pump Spring, **20**  
Seat, Raw Water Pump Seal, **40**  
Sender, Low Coolant, **48**  
Sender, Oil Pressure, **43**  
Sender, Water Temperature, **25**  
Separator, Remote Fuel/Water, **34**  
Separator, Remote Fuel/Water Separator, **34**  
Separator, Remote Water, **35**  
Set, Piston Ring, **7**  
Shaft, Fork Lever, **17**  
Shaft, Governor, **14 , 15**  
Shaft, Governor Weight, **14 , 15**  
Shaft, Idle Gear, **9**  
Shaft, Raw Water Pump, **40**  
Shaft, Rocker Arm, **24**  
Shaft, Stop Lever, **16**  
Shim, Injection Pump, **20**  
Sleeve, Air Intake, **45**  
Sleeve, Crankshaft, **8**  
Sleeve, Governor, **14 , 15**  
Sleeve, Injection Pump Control, **20**  
Sleeve, Nylon Mesh, **39**  
Spacer, Raw Water Pump, **40**  
Spring, Alternator Brush (24V), **31**  
Spring, Brush (24V), **12**  
Spring, Delivery Valve, **20**  
Spring, Governor, **17**  
Spring, Governor Start, **17**  
Spring, Injection Pump Plunger, **20**  
Spring, Nozzle, **23**

Spring, Rocker Arm, **24**  
Spring, Speed Control Plate Return, **16**  
Spring, Valve, **24**  
Standoff, Insulator, **56**  
Starter (Mounting), **10**  
Stator, Exciter, **53**  
Stator, Generator, **53**  
Stopper, Camshaft, **9**  
Stopper, Fuel Camshaft, **14 , 15**  
Strainer, Water Pickup, **33**  
Strap, Grounding Bond, **49**  
Strap, Heat Exchanger Mounting, **37**  
Switch, Coolant System Pressure, **39**  
Switch, Remote Control Panel Rocker (S11), **60**  
Switch, Remote Switch Panel Rocker (S11), **61**  
Switch, Rocker, SPDT, **59**  
Switch, Starter Magnetic (12V), **11**  
Switch, Temperature, **48**  
System, Oil, **43**

### T

Tank, Coolant Recovery, **42**  
Tappet, Camshaft, **9**  
Tappet, Injection Pump, **20**  
Thermostat, **25**  
Tube, Coolant System Low Pressure Switch, **39**  
Tube, Oil Pickup, **44**

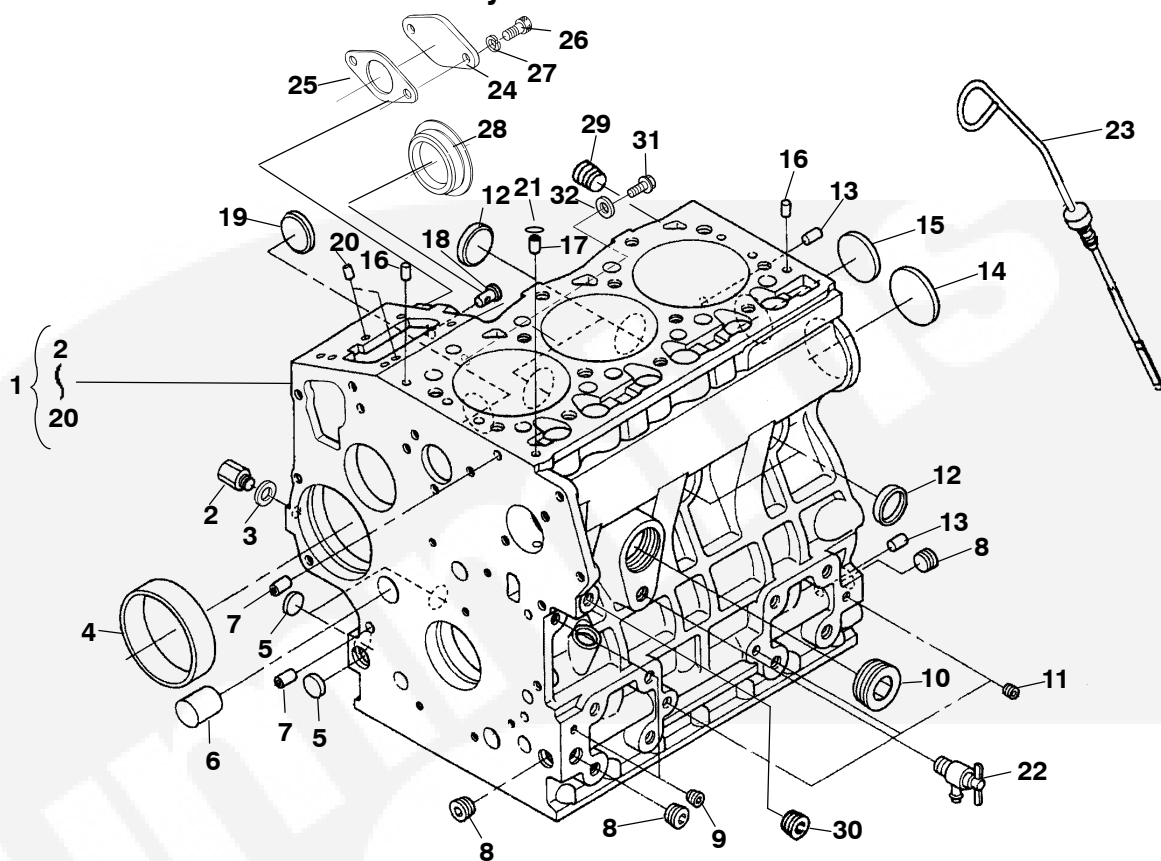
### V

Valve, **24**  
Valve, Check, **41**  
Valve, Delivery, **20**  
Valve, Vacuum Relief, **41**

### W

Water Separator/Muffler, **33**  
Weight, Governor, **14 , 15**

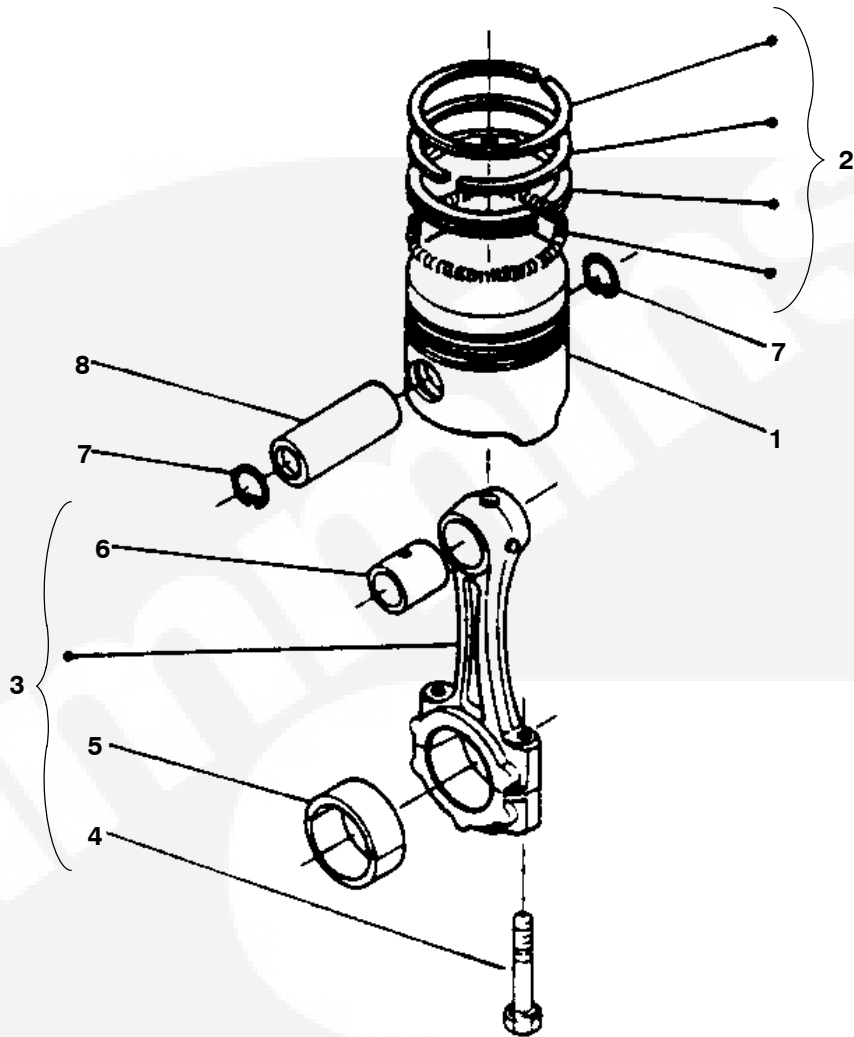
## Cylinder Block



REF NO.	PART NO.	QTY USED	PART DESCRIPTION	REF NO.	PART NO.	QTY USED	PART DESCRIPTION
			Assy, Engine Replacement	14	185-6040	1	*Plug, Expansion
			7MDKDK	15	185-2412	1	*Cap, Sealing
	A052S476	1	12V	16	185-5843	2	*Pin, Straight
	A052S479	1	24V	17	185-6469	1	*Pin, Pipe
			9MDKDK	18	185-6857	1	*Pin, Start Spring
	A044B662	1	12V	19	185-7212	1	*Plug
	A044B664	1	24V	20	185-5486	2	*Pin, Straight
1	110-4083	1	Block, Cylinder (Includes Parts Marked *)	21	185-2095	1	O'Ring
2	185-5845	1	*Plug	22	185-5490	1	Cock Assy, Drain
3	185-2338	1	*Gasket	23	181-9121	1	Indicator, Oil Lever
4	185-6472	1	*Bush, Governor Gear	24	185-6578	1	Cover, Solenoid
5	185-6121	3	*Plug, Expansion	25	185-6579	1	Gasket
6	185-6471	1	*Plug	26	185-2403	2	Bolt, Hex Socket Head
7	185-2115	2	*Pin, Pipe	27	185-6759	2	Washer, Spring Spec B
8	185-6468	3	*Plug	28	120-1386	1	Cover, Hydraulic Pump
9	185-2233	2	*Plug	29	185-6039	1	Plug
10	185-6856	1	*Plug	30	185-5502	1	Plug
11	185-2188	3	*Plug	31	185-2572	1	Bolt, Flange
12	185-5484	4	*Cap, Sealing	32	185-2284	1	Gasket
13	185-5487	2	*Pin, Straight				

\* - Parts Included in Cylinder Block.

## Piston

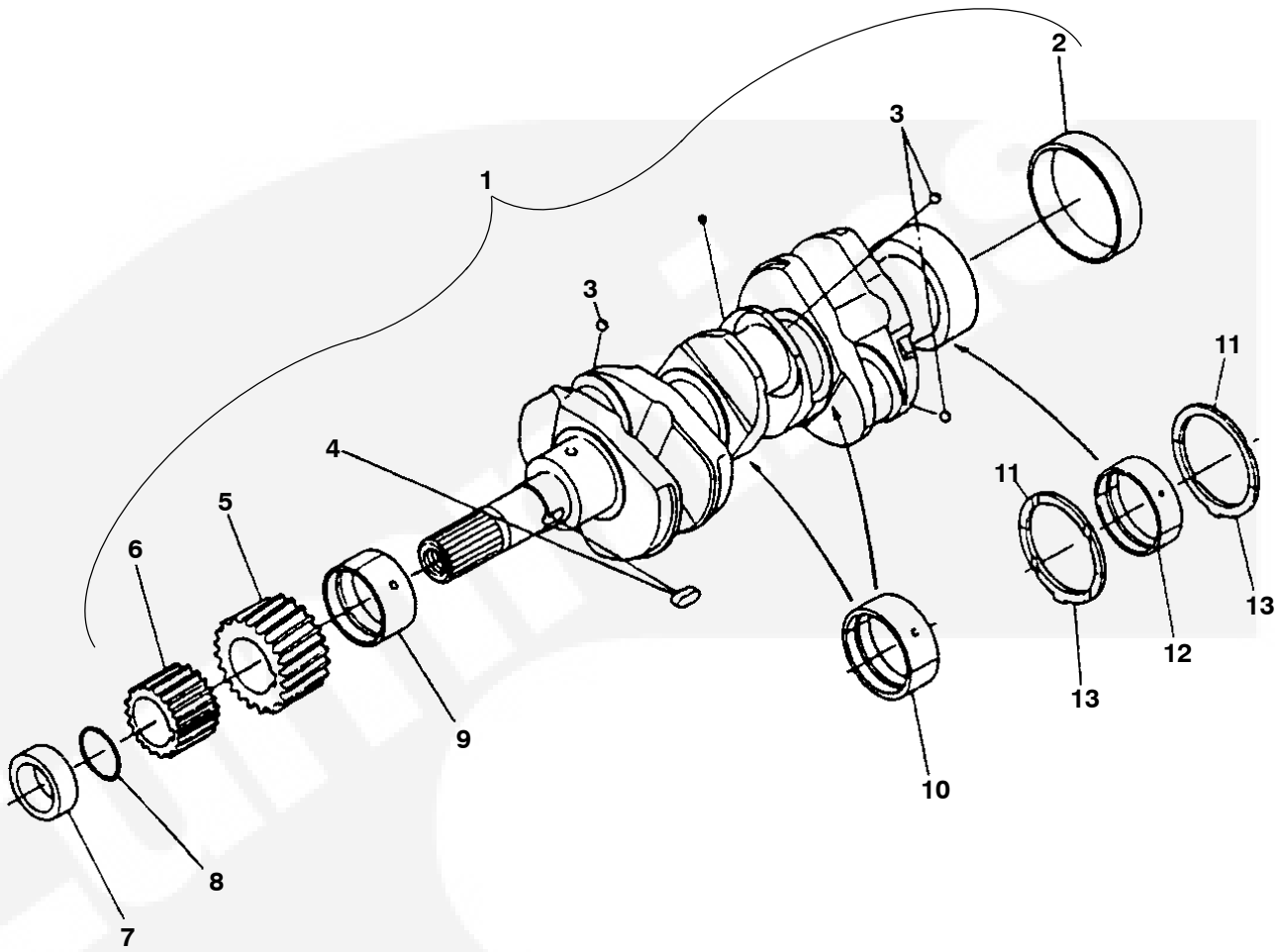


REF NO.	PART NO.	QTY USED	PART DESCRIPTION	REF NO.	PART NO.	QTY USED	PART DESCRIPTION
1			Piston	185-6537		3	.2mm Undersize
	112-0319	3	Standard	185-6538		3	.4mm Undersize
	112-0320	3	.5mm Oversize	6	181-9101	3	Bushing, Connecting Rod
2			Ring Set, Piston	7	185-6532	6	Circlip, Piston Pin
	185-7310	3	Standard	8	185-6531	3	Pin, Piston
	185-7311	3	.5mm Oversize				
3	114-0430	3	Rod Assy, Connecting (Includes Bolt, Bearing and Bushing)				
4	181-9102	6	Bolt, Connecting Rod				
5			Bearing, Connecting Rod				
	185-6536	3	Standard				





# Crankshaft

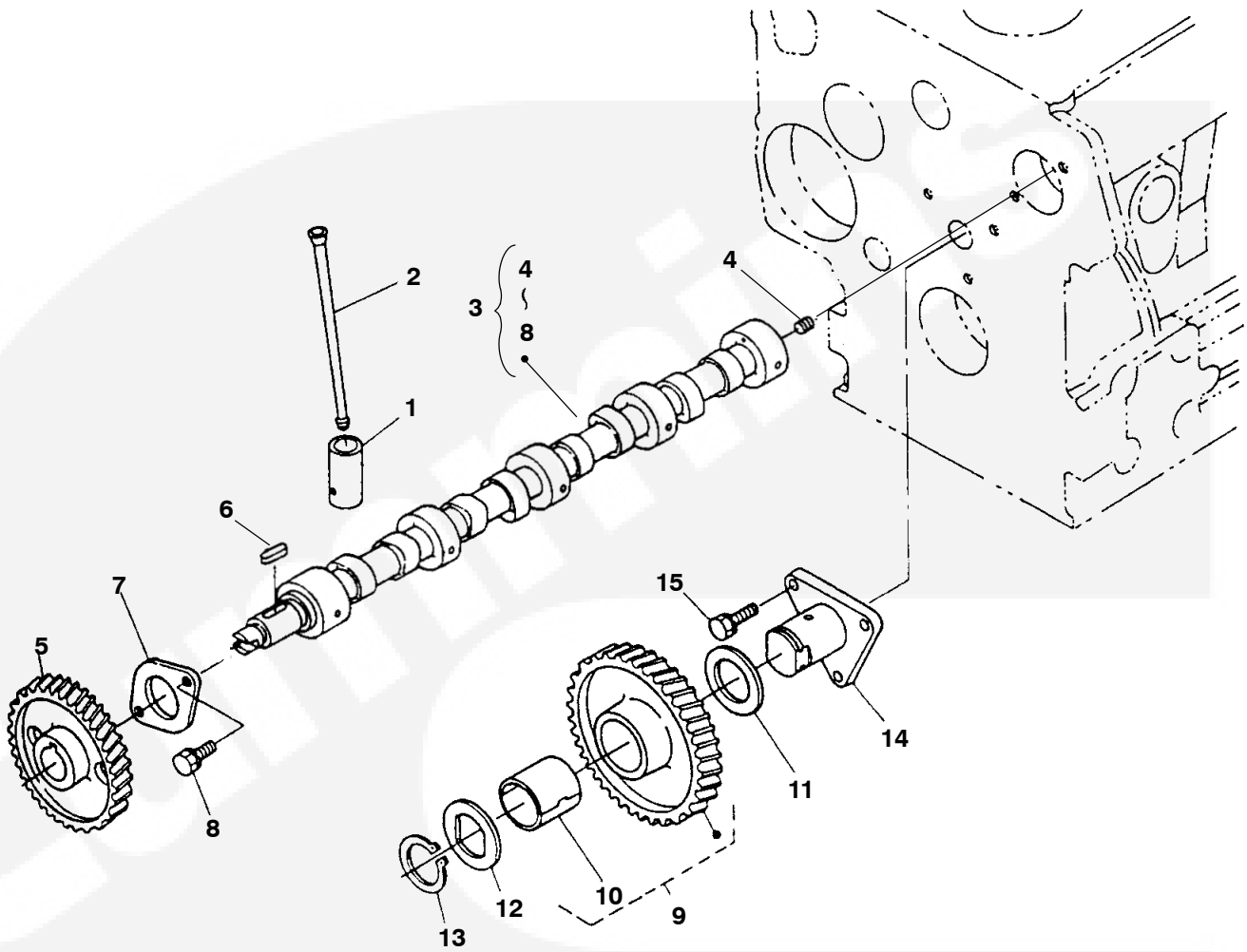


REF NO.	PART NO.	QTY USED	PART DESCRIPTION	REF NO.	PART NO.	QTY USED	PART DESCRIPTION
1	185-7376	1	Crankshaft (Includes Parts Marked *)	185-5938		2	Standard
2	185-6543	1	*Sleeve, Crankshaft	181-9044		2	.2mm, Oversize
3	185-5924	3	*Ball	185-6556		2	.4mm, Oversize
4	185-6541	1	*Key	12			Bearing, Crankshaft
5	185-6540	1	*Gear, Crankshaft	185-6552		1	Standard
6	185-6542	1	*Gear, Oil Pump Drive	185-6553		1	.2mm, Undersize
7	185-6544	1	Collar, Crankshaft	185-6554		1	.4mm, Undersize
8	185-7429	1	O'Ring	13			Washer, Thrust
9			Bearing, Crankshaft	185-5941		2	Standard
	185-6546	1	Standard	185-5942		2	.2mm, Oversize
	185-6547	1	.2mm, Undersize	185-5943		2	.4mm, Oversize
	185-6548	1	.4mm, Undersize				
10			Bearing, Crankshaft				
	185-6549	2	Standard				
	185-6550	2	.2mm, Undersize				
	185-6551	2	.4mm, Undersize				
11			Washer, Thrust				

\* - Parts Included in Crankshaft.



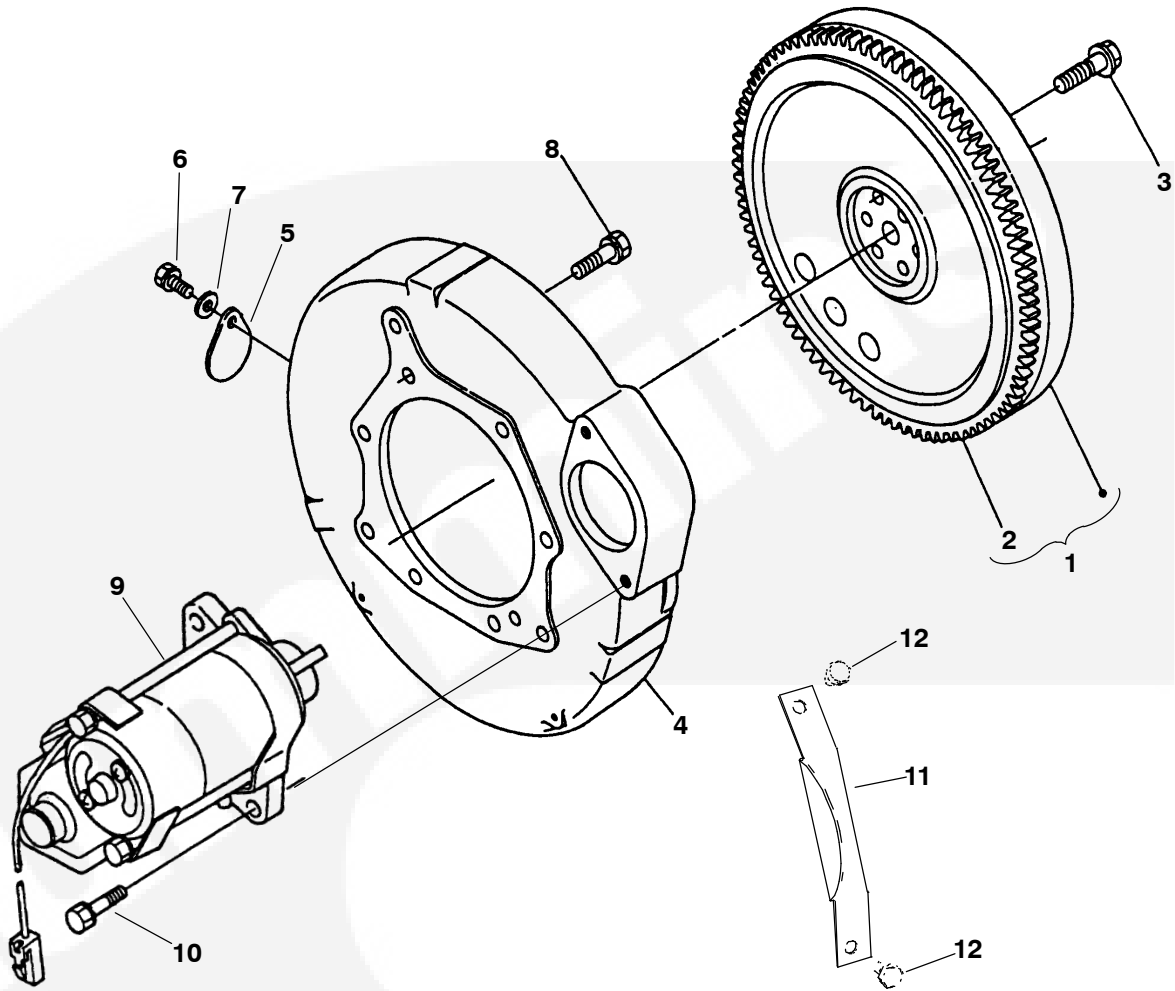
## Camshaft



REF NO.	PART NO.	QTY USED	PART DESCRIPTION	REF NO.	PART NO.	QTY USED	PART DESCRIPTION
1	115-0541	6	Tappet	9	185-6521	1	Gear Assy, Idle (Includes Bushing)
2	185-6517	6	Rod, Push	10	185-6522	1	Bushing, Idle Gear
3	185-6873	1	Camshaft Assy (Includes Parts Marked *)	11	185-6523	1	Collar, Idle Gear
4	185-5558	1	*Screw, Set	12	185-6524	1	Collar, Idle Gear
5	185-6519	1	*Gear, Cam	13	185-6525	1	Circlip, Idle Gear
6	185-5560	1	*Key, Feather	14	185-6526	1	Shaft, Idle Gear
7	185-6520	1	*Stopper, Camshaft	15	185-2388	3	Bolt
8	185-2388	2	*Bolt				

\* - Parts Included in Camshaft Assy.

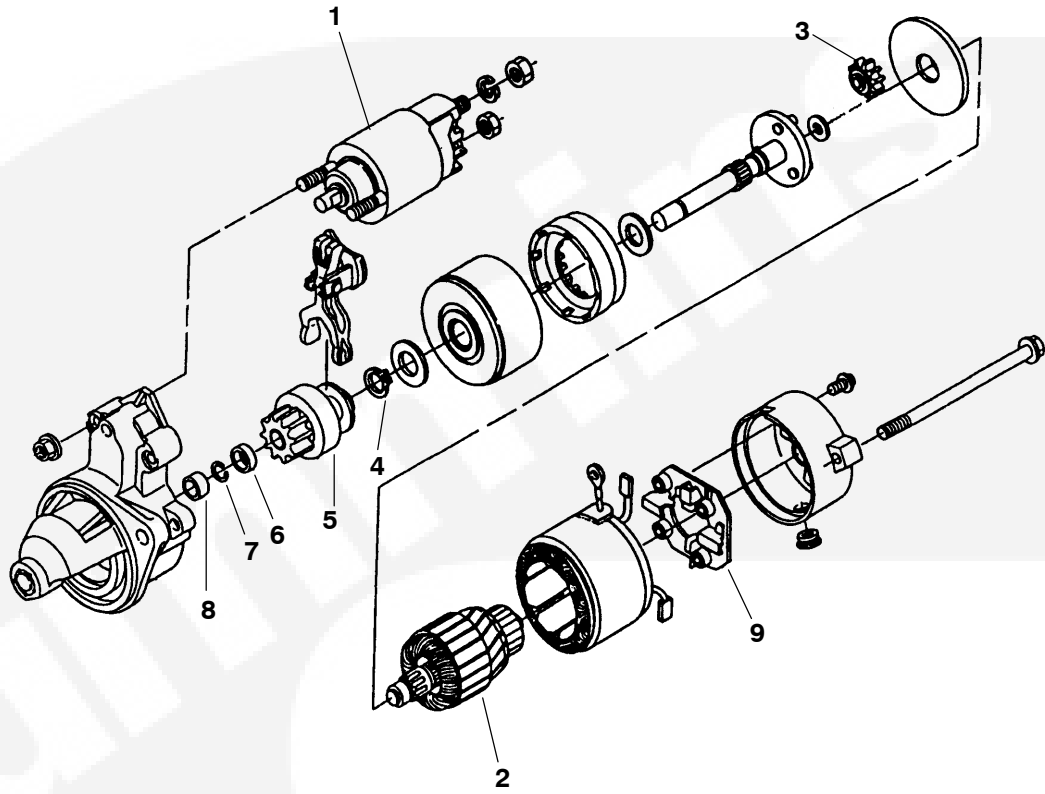
# Flywheel



REF NO.	PART NO.	QTY USED	PART DESCRIPTION	REF NO.	PART NO.	QTY USED	PART DESCRIPTION
1	104-2156	1	Flywheel (Includes Ring Gear)	9			Starter (See Separate Page for Components)
2	185-2170	1	Gear, Ring		185-7104	1	12V
3	185-6409	6	Bolt, Flywheel		185-7105	1	24V
4	185-7218	1	Housing, Flywheel	10	185-2564	2	Screw
5	185-7219	1	Cover	11	191-2275-02	1	Guard, Starter
6	185-6956	1	Bolt	12	815-0194	2	Screw, Hex Head (#10-32 x .38")
7	185-7221	1	Washer, Plain				
8	185-2178	8	Bolt				



## Starter Components (12V)

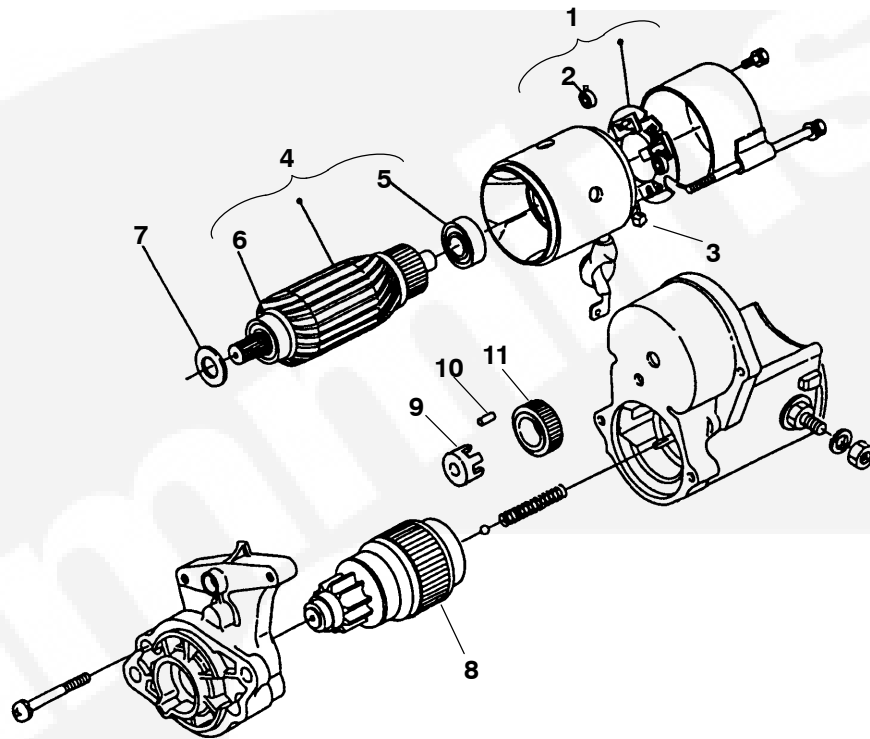


REF NO.	PART NO.	QTY USED	PART DESCRIPTION	REF NO.	PART NO.	QTY USED	PART DESCRIPTION
	185-7104	1	Starter	6	185-7236	1	Collar
1	185-2658	1	Switch, Magnetic	7	185-6386	1	Ring, Snap
2	185-7231	1	Armature	8	185-7233	1	Bearing, Oilless
3	185-7234	3	Gear	9	185-7230	1	Holder, Brush
4	185-7235	1	Ring, Snap				
5	185-7232	1	Clutch, Starter				

Note: Parts not Identified are Not For Sale.



## Starter Components (24V)

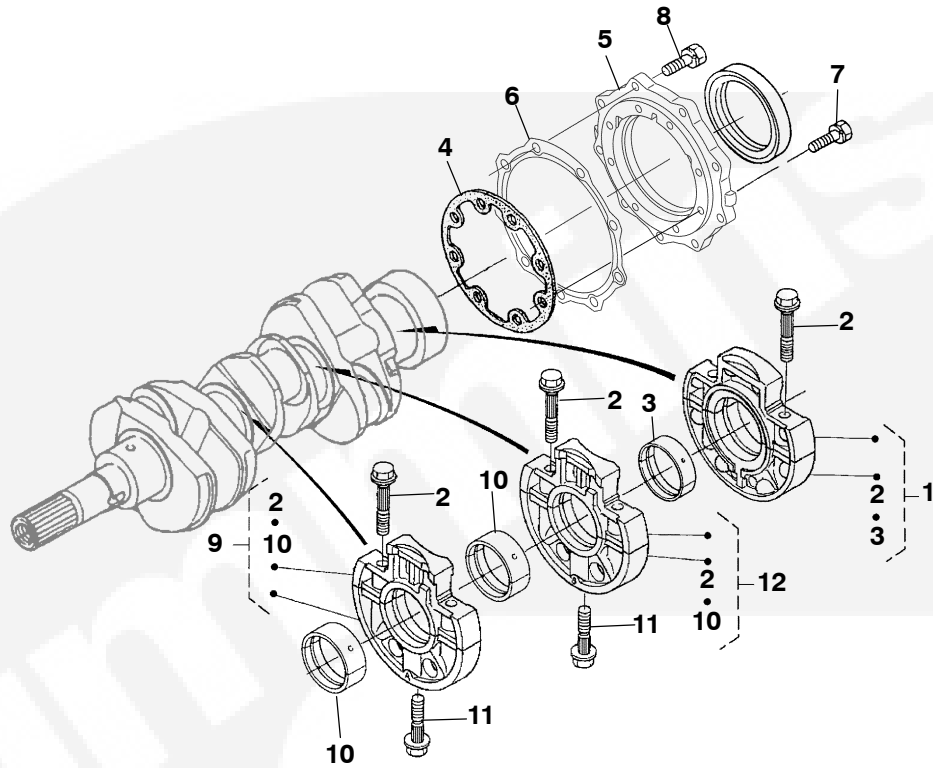


REF NO.	PART NO.	QTY USED	PART DESCRIPTION	REF NO.	PART NO.	QTY USED	PART DESCRIPTION
	185-7105	1	Starter	8	185-6354	1	Clutch
1	185-7240	1	Holder Assy, Brush	9	185-6362	1	Retainer
2	185-6358	4	Spring, Brush	10	191-2252	5	Roller
3	185-7237	2	Brush, Yoke	11	185-7296	1	Gear, Pinion
4	185-7238	1	Armature				
5	185-6442	1	Bearing, Ball				
6	185-6441	1	Bearing, Ball				
7	185-6365	1	Washer, Felt				

Note: Parts Not Identified are Not Sold Separately.



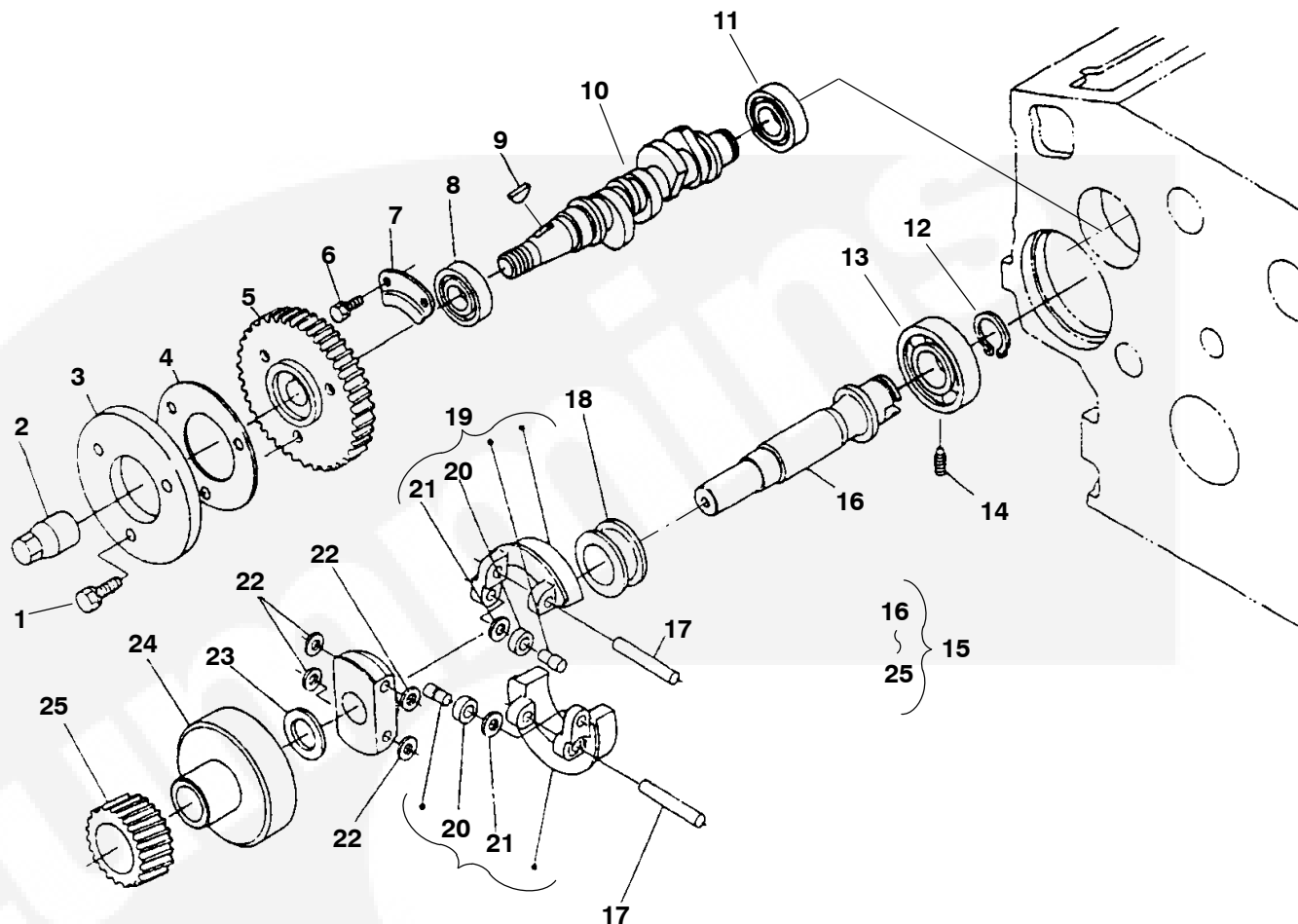
## Main Bearing Case



REF NO.	PART NO.	QTY USED	PART DESCRIPTION	REF NO.	PART NO.	QTY USED	PART DESCRIPTION
1	104-2120	1	Case Assy, Main Bearing	8	185-2390	9	Bolt
2	185-6507	3	Bolt, Bearing Case	9	104-2118	1	Assy, Bearing Case Main
3			Bearing	10			Metal, Crankshaft
	104-2121	1	Standard Set		185-6549	2	Standard Set
	104-2157	1	0.20mm Set		185-6550	2	0.20mm Set
4	181-9124	1	Gasket, Bearing Case		185-6551	2	0.40mm Set
5	232-4204	1	Cover, Bearing Case	11	185-6513	2	Bolt, Bearing Case
6	185-6511	1	Gasket, Bearing Case Cover	12	104-2119	1	Assy, Bearing Case Main
7	185-2391	8	Bolt				



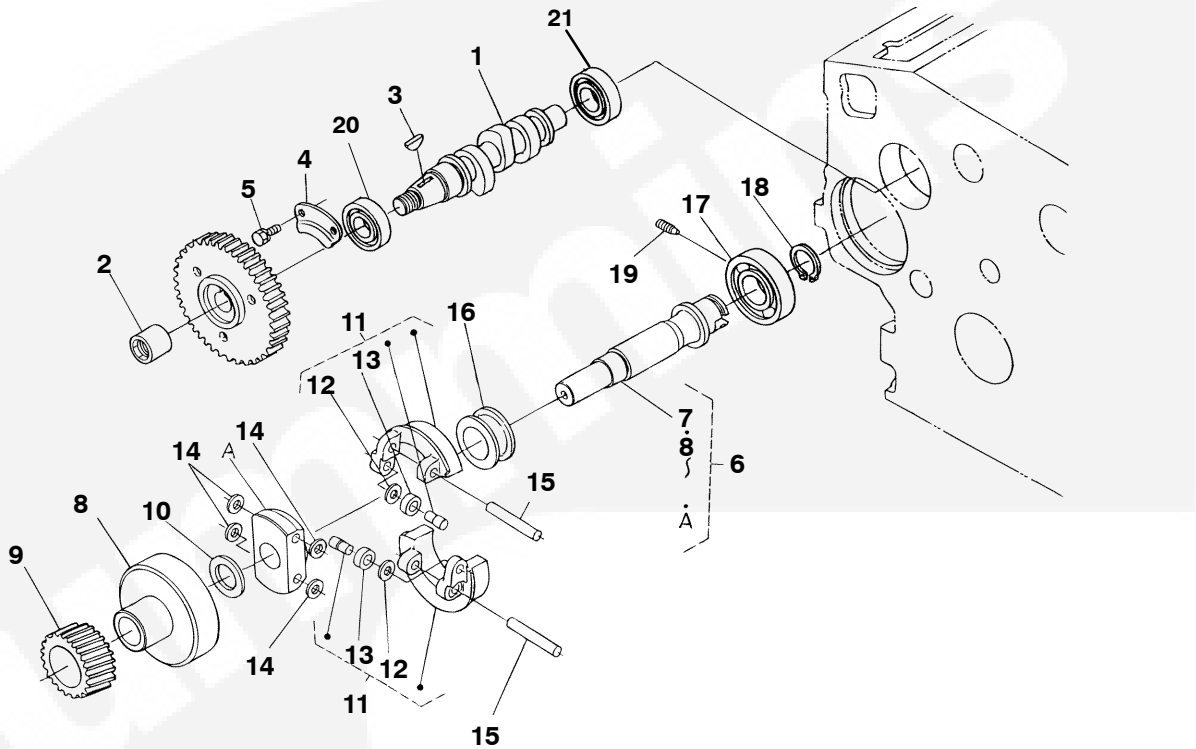
## Fuel Camshaft



REF NO.	PART NO.	QTY USED	PART DESCRIPTION	REF NO.	PART NO.	QTY USED	PART DESCRIPTION
1	185-2389	3	Bolt	16	185-6878	1	*Shaft, Governor
2	185-6560	1	Nut, Cap	17	185-6569	2	*Shaft, Governor Weight
3	185-6876	1	Cam, Fuel	18	185-6570	1	*Sleeve, Governor
4	185-6879	1	Washer	19	185-6567	2	*Weight, Governor (Includes Bearing and Washer)
5	185-6558	1	Gear, Injection Pump	20	185-5959	2	Bearing
6	185-2386	2	Bolt	21	185-5960	2	Washer
7	185-6562	1	Stopper, Fuel Camshaft	22	185-6568	4	*Washer, Governor Weight
8	185-3093	1	Bearing, Ball	23	185-6566	1	*Collar, Governor Shaft
9	185-6561	1	Key, Woodruff	24	185-6880	1	*Holder, Governor Gear
10	185-6875	1	Camshaft, Fuel	25	185-6565	1	*Gear, Governor
11	510-0163	1	Bearing, Ball				
12	185-6572	1	Circlip, Governor Shaft				
13	185-6571	1	Bearing, Ball				
14	185-6573	1	Screw, Set				
15	185-6877	1	Shaft Assy, Governor (Includes Parts Marked *)				

\* - Parts Included in Governor Shaft Assy.

## Fuel Camshaft

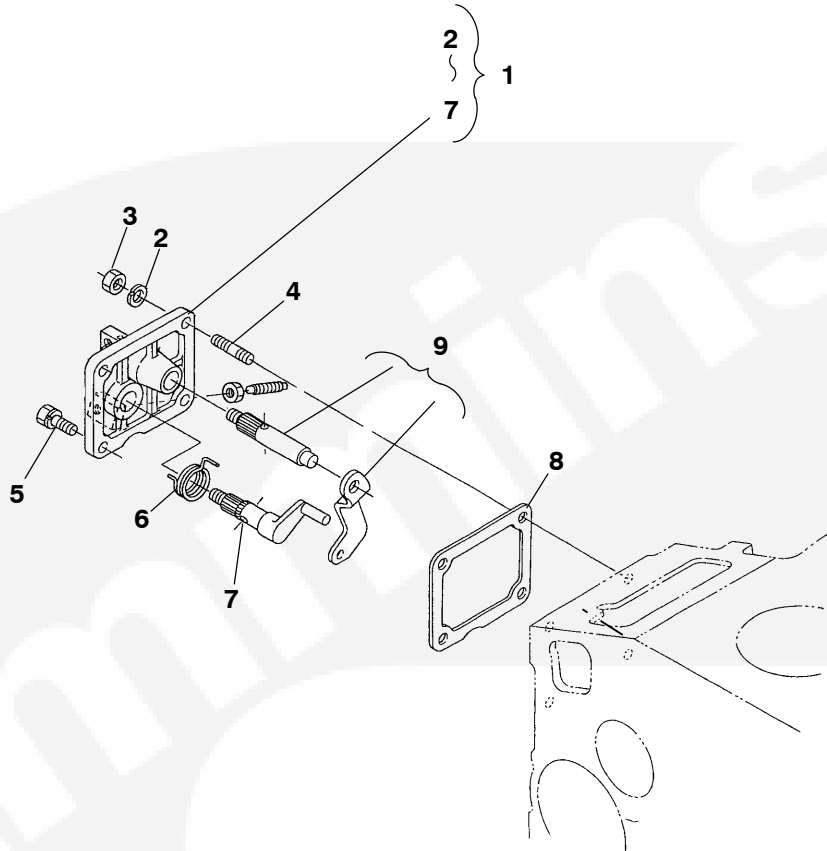


REF NO.	PART NO.	QTY USED	PART DESCRIPTION	REF NO.	PART NO.	QTY USED	PART DESCRIPTION
1	185-6875	1	Cam, Fuel	12	185-5960	2	Washer
2	185-6560	1	Nut	13	185-5959	2	Bearing
3	185-6561	1	Key, Woodruff	14	185-6568	4	*Washer, Governor Weight
4	185-6562	1	Stopper, Fuel Camshaft	15	185-6569	2	*Shaft, Governor Weight
5	185-2388	2	Bolt	16	185-6570	1	*Sleeve, Governor
6	185-6877	1	Shaft Assy, Governor (Includes Parts Marked *)	17	185-6571	1	Bearing, Ball
7	185-6878	1	*Shaft, Governor	18	185-6572	1	Circlip, Governor Shaft
8	185-6880	1	*Holder, Governor Gear	19	185-6573	1	Screw, Set
9	185-6565	1	*Gear, Governor	20	181-9123	1	Bearing, Ball
10	185-6566	1	*Collar, Governor Shaft	21	181-9122	1	Bearing, Ball
11	185-6567	2	*Weight, Governor (Includes Bearing and Washer)				

\* - Parts Included in Governor Shaft Assy.




## Speed Control Plate

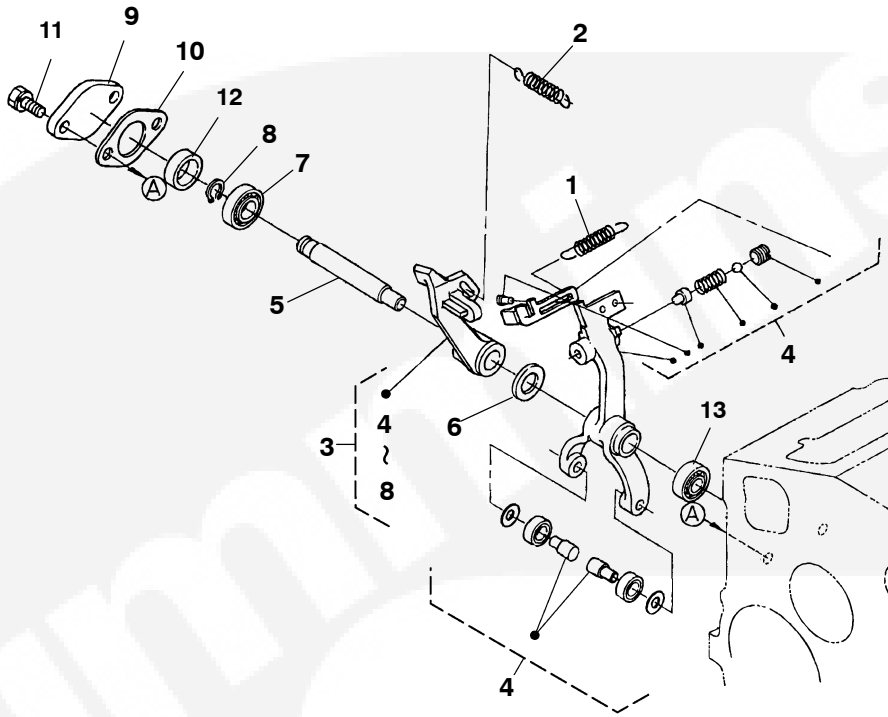


REF NO.	PART NO.	QTY USED	PART DESCRIPTION	REF NO.	PART NO.	QTY USED	PART DESCRIPTION
1	185-6606	1	Plate Assy, Control (Includes Parts Marked *)	6	185-6614	1	*Spring, Return
2	185-6759	2	Washer, Spring	7	185-6615	1	*Shaft, Stop Lever
3	185-4255	2	Nut	8	185-6894	1	Gasket
4	185-7434	2	Stud	9	185-6612	1	Comp. Lever, Gov
5	185-2388	1	Bolt				

\* - Parts Included in Control Plate Assy.



## Governor

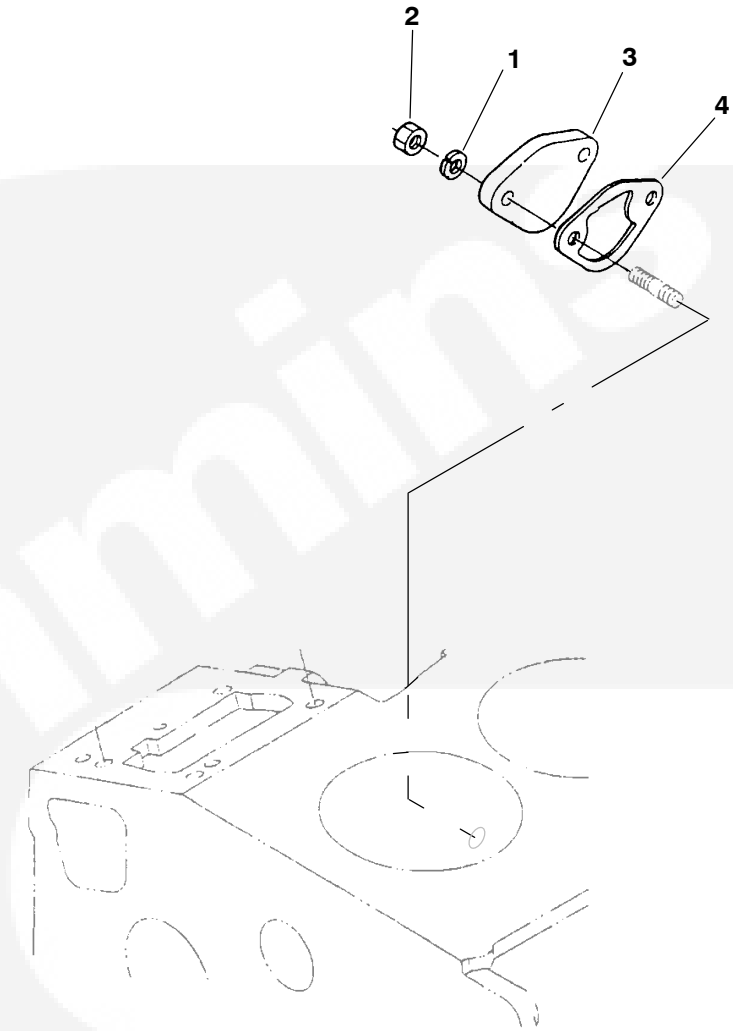


REF NO.	PART NO.	QTY. USED	PART DESCRIPTION	REF NO.	PART NO.	QTY. USED	PART DESCRIPTION
1	185-6891		Spring, Start	7	185-6600	1	Bearing, Miniature
2	A054B790	1	Spring, Governor	8	185-2386	2	Bolt
	181-9152	1	7MDKDK	9	185-6604	1	Collar
3	181-9149	1	Lever Assy, Fork (Includes Parts Marked *)	10	185-6605	1	*Bearing, Miniature
4	185-7432	1	*Lever, Fork (Includes Washer and Bearing)	11	185-2386	2	Bolt
5	185-6599		*Shaft, Fork Lever	12	185-6604	1	Collar
6	185-6163	1	*Washer, Plain	13	185-6605	1	*Bearing, Miniature

\* - Parts Included in Fork Lever Assy.



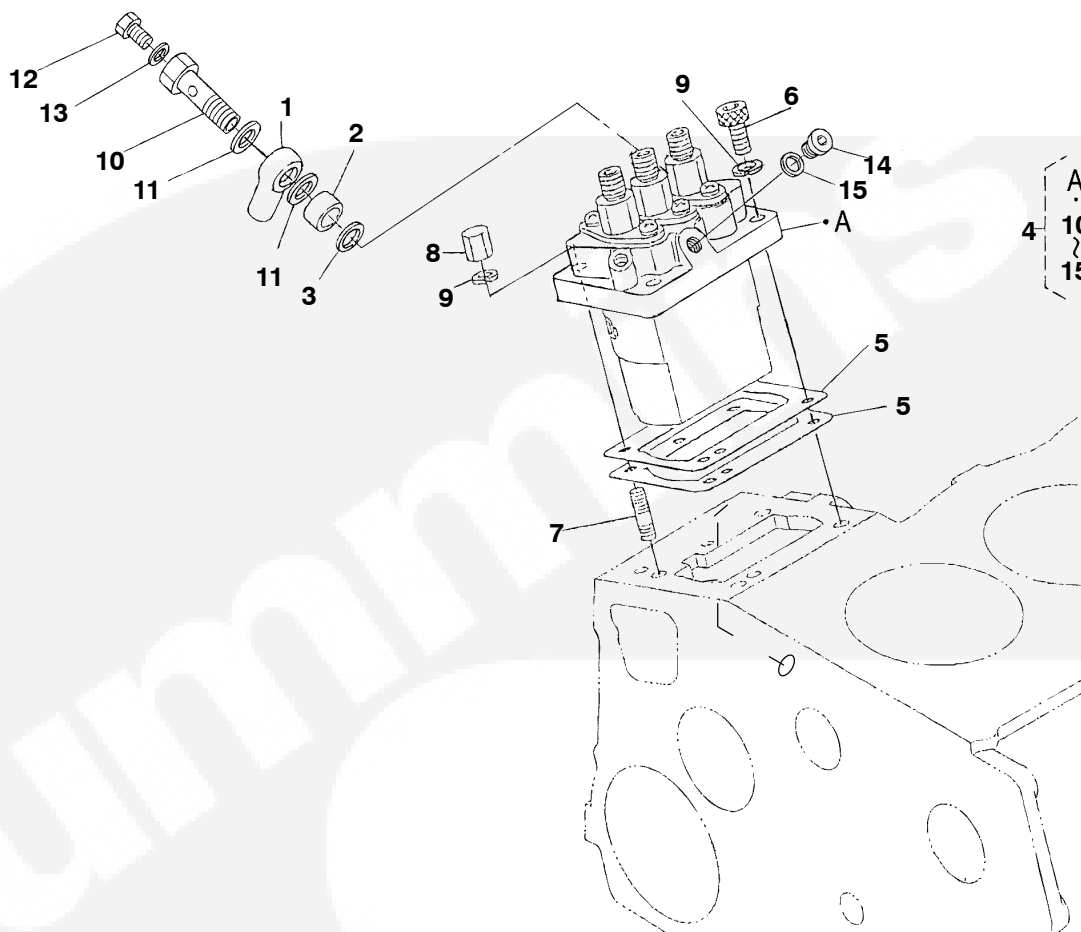
## Injection Pump




REF NO.	PART NO.	QTY USED	PART DESCRIPTION	REF NO.	PART NO.	QTY USED	PART DESCRIPTION
1	185-6759	6	Washer, Spring	3	185-5798	1	Cover
2	181-9013	2	Nut	4	185-6580	1	Gasket



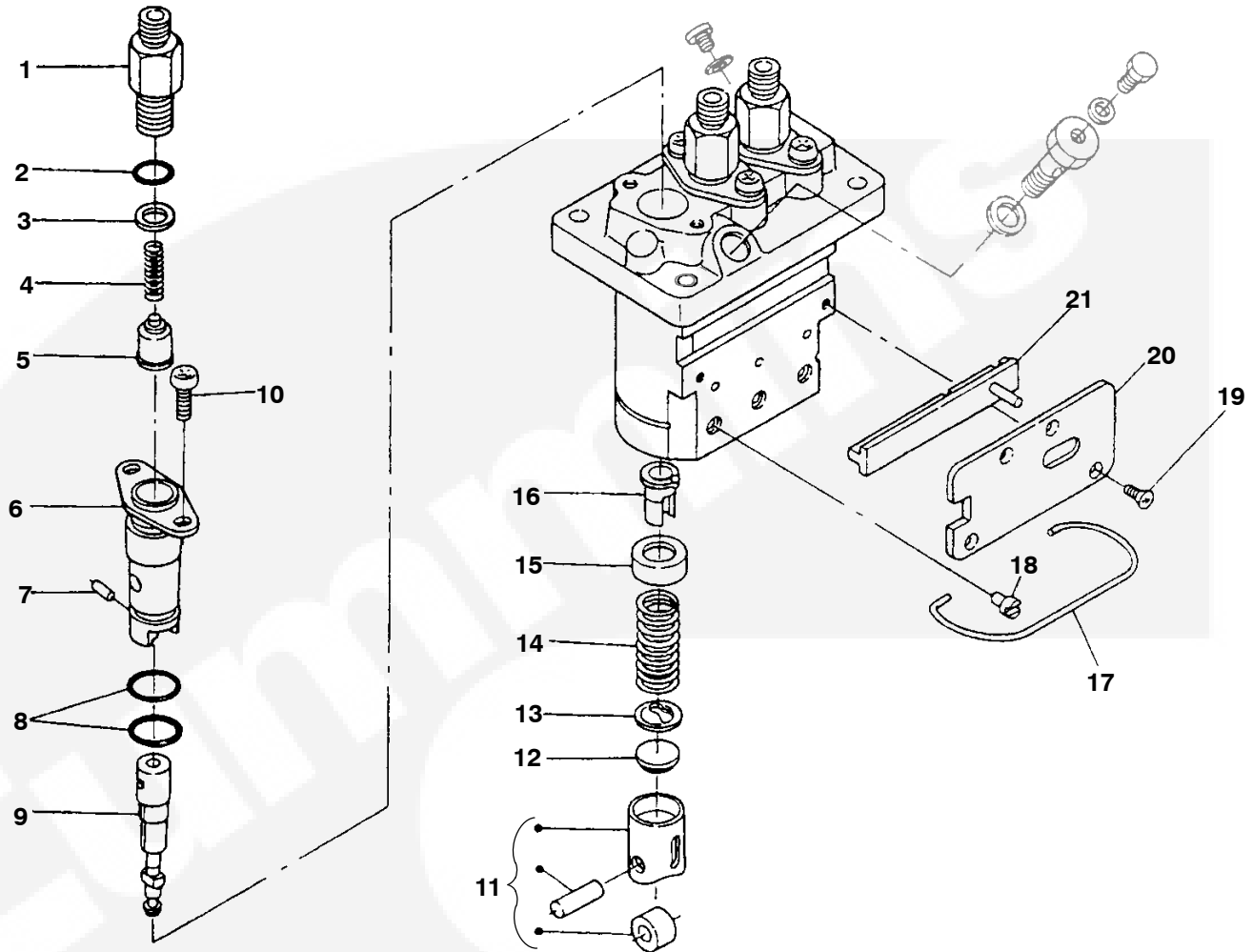
## Injection Pump



REF NO.	PART NO.	QTY USED	PART DESCRIPTION	REF NO.	PART NO.	QTY USED	PART DESCRIPTION
1	185-6584	1	Joint	7	185-5624	2	Stud
2	185-6585	1	Collar, Joint	8	185-5625	2	Nut
3	185-2578	1	Gasket	9	185-6759	4	Washer, Spring
4	185-6882	1	Assy., Pump Injection	10	185-6887	1	Bolt, Joint
5			Shim, Injection Pump	11	185-5661	2	Gasket
	185-6749	1	.20mm	12	185-5662	1	Screw
	185-6739	1	.25mm	13	185-5663	1	Gasket
	185-6845	1	.30mm	14	185-6888	1	Plug
6	185-5623	2	Bolt, Hex Socket Head	15	185-5823	1	Gasket

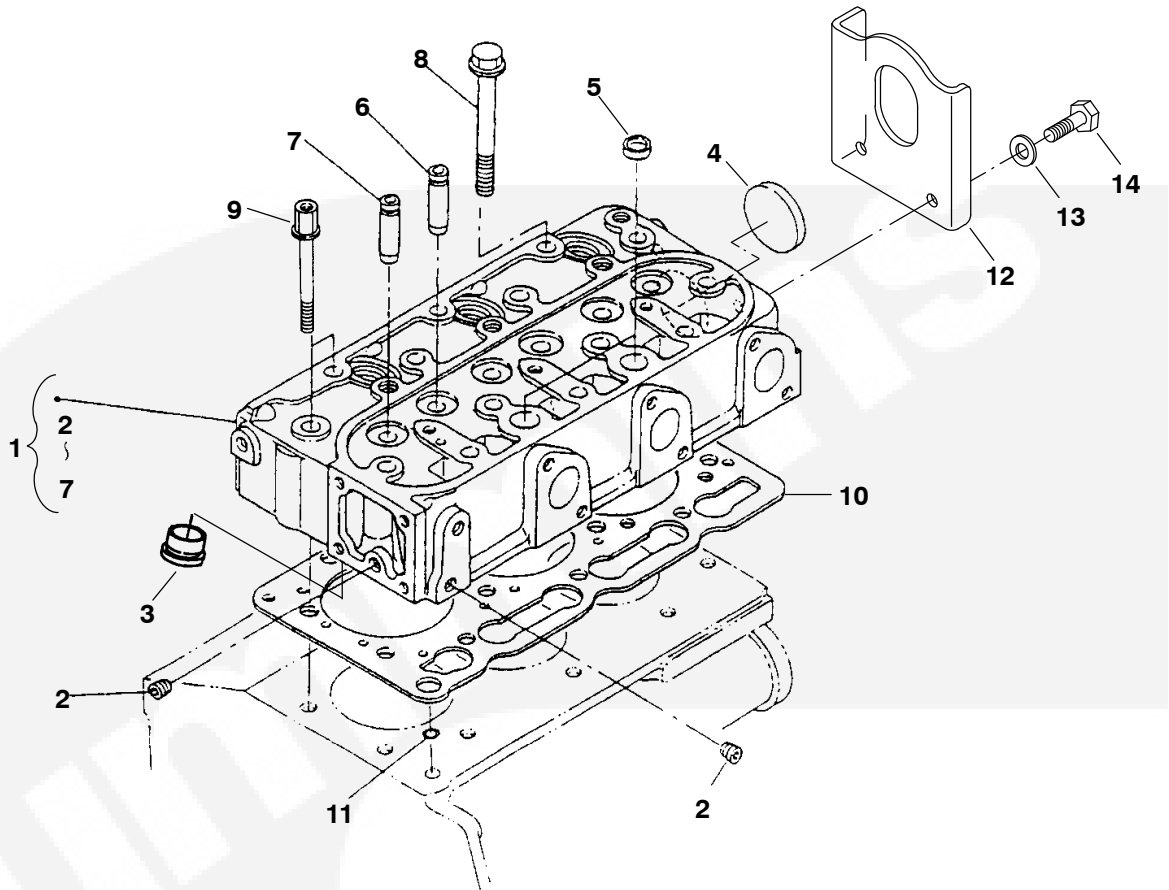


## Injection Pump Components



REF NO.	PART NO.	QTY USED	PART DESCRIPTION	REF NO.	PART NO.	QTY USED	PART DESCRIPTION
	185-6882	1	Pump Assy, Injection	12	185-5655	3	Shim
1	185-6588	3	Holder, Delivery Valve	13	185-5654	3	Seat, Spring Lower
2	185-5643	3	O'Ring	14	185-5652	3	Spring, Plunger
3	185-5641	3	Gasket, Delivery Valve	15	185-5653	3	Seat, Spring Upper
4	185-5640	3	Spring, Delivery Valve	16	185-5659	3	Sleeve, Control
5	185-5639	3	Valve, Delivery	17	185-6707	1	Pin, Clamp
6	185-5644	3	Flange, Sleeve	18	185-5650	3	Pin, Tappet Guide
7	185-5645	3	Pin, Joint	19	185-5658	4	Screw, Countersunk Head
8	185-5646	3	O'Ring	20	185-6886	1	Plate
9	185-6884	3	Plunger, Pump	21	185-6885	1	Rack, Control
10	185-5647	6	Screw				
11	185-5649	3	Tappet				

## Cylinder Head

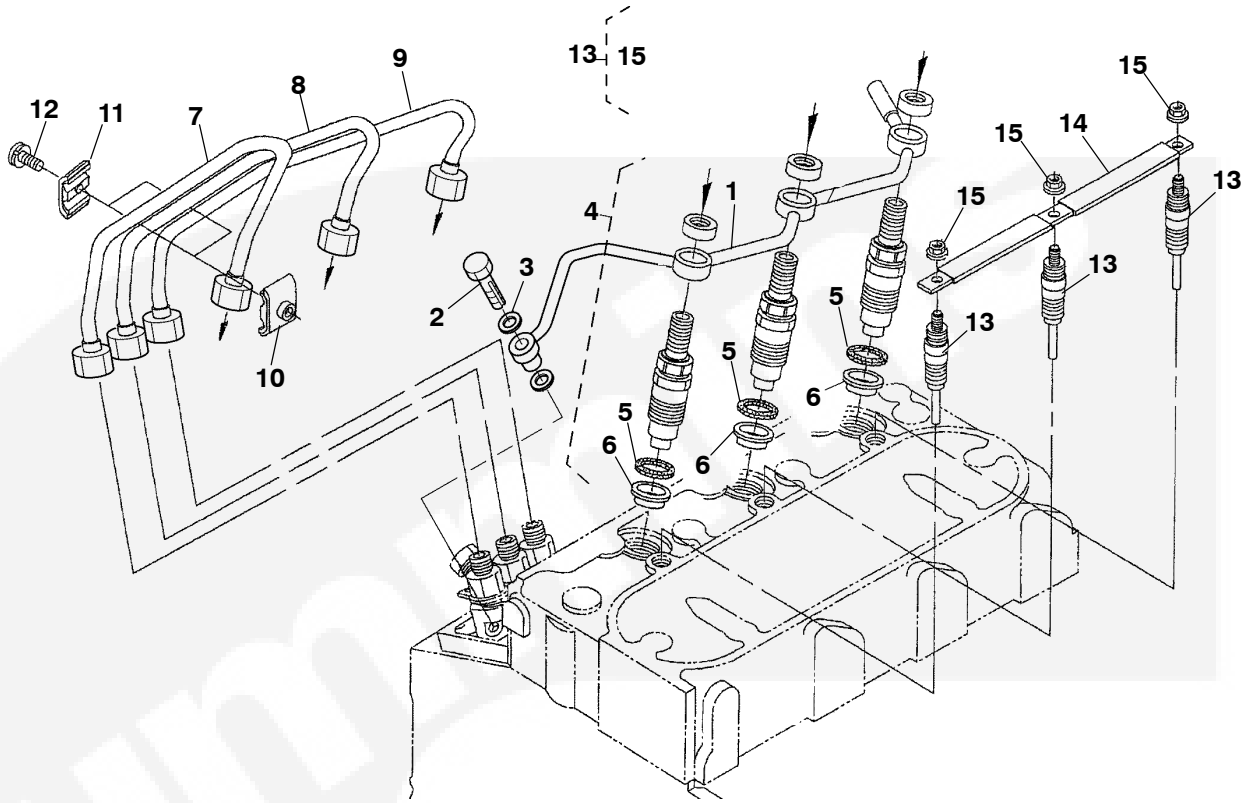


REF NO.	PART NO.	QTY USED	PART DESCRIPTION	REF NO.	PART NO.	QTY USED	PART DESCRIPTION
1	110-4092	1	Head Assy, Cylinder (Includes Parts Marked *)	9	185-6479	2	Bolt, Cylinder Head
2	185-2188	2	*Plug	10	181-9222	1	Gasket, Cylinder Head
3	185-7375	3	*Chamber, Combustion	11	185-2095	1	O'Ring
4	185-2411	1	*Cap, Sealing	12	403-4284-02	1	Bracket, Lifting
5	185-2413	2	*Cap, Sealing	13	526-0399-60	2	Washer, Flat (M8)
6	185-6476	3	*Guide, Exhaust Valve	14	800-3017-18	2	Screw, Hex Head Cap (M8 x 1.25 x 16mm)
7	185-5862	3	*Guide, Inlet Valve				
8	185-6477	12	Bolt, Cylinder Head				

\* - Parts Included in Cylinder Head Assy.



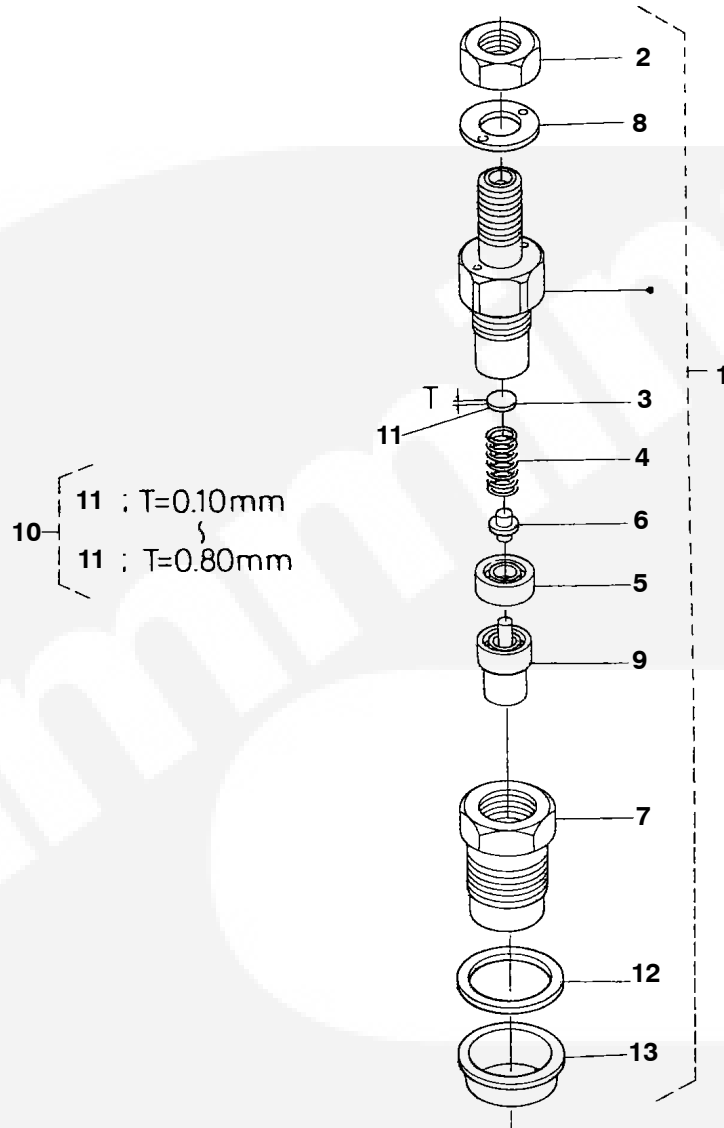
## Nozzle Holder and Glow Plug



REF NO.	PART NO.	QTY USED	PART DESCRIPTION	REF NO.	PART NO.	QTY USED	PART DESCRIPTION
1	185-7106	1	Assy. Pipe, Overflow	9	185-6621	1	Pipe, Injection
2	185-7082	1	Screw, Air Bleeder	10	185-5612	2	Clamp, Pipe
3	185-2284	2	Gasket	11	185-2345	2	Clamp, Pipe
4	147-0978	3	Assy. Holder, Nozzle (See Separate Page for Components)	12	185-2385	2	Screw, with Washer
5	185-5337	3	Gasket	13	333-0802	3	Plug, Glow 12V
6	185-5985	3	Seal, Heat		185-7268	3	24V
7	185-6750	1	Pipe, Injection	14	185-6899	1	Cord, Glow Plug
8	185-6751	1	Pipe, Injection	15	185-5615	3	Nut, Flange



## Nozzle Holder Components

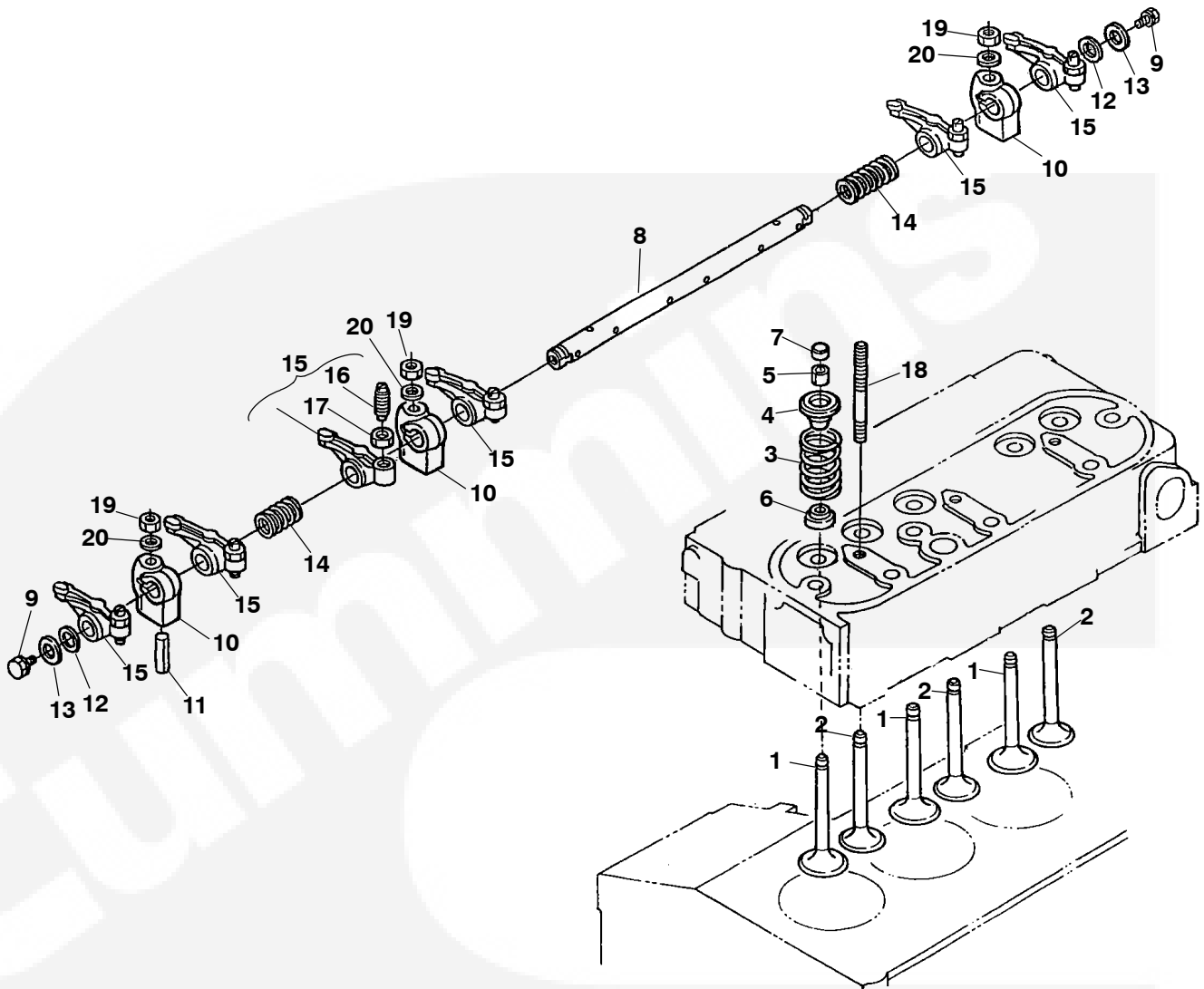


REF NO.	PART NO.	QTY USED	PART DESCRIPTION	REF NO.	PART NO.	QTY USED	PART DESCRIPTION
1		3	Holder Assy, Nozzle (Includes Parts Marked *)	11			Washer, Adjusting
2	185-6900	3	Nut	185-6909	3		.10mm
3	185-6901	3	Washer Assy, Adjust (Includes Adjusting Washers)	185-6910	3		.20mm
4	185-6902	3	Spring, Nozzle	185-6911	3		.30mm
5	185-6903	3	Spacer, Distance	185-6912	3		.40mm
6	185-6904	3	Rod, Push	185-6913	3		.50mm
7	185-6905	3	Nut, Nozzle	185-6914	3		.52mm
8	185-6906	3	Washer, Plain	185-6915	3		.54mm
9	147-0974	3	Piece, Nozzle	185-6916	3		.56mm
10	185-6908	3	Washer Assy, Adjust (Includes Adjusting Washers)	185-6917	3		.58mm
				185-6918	3		.80mm
				12	185-5337	3	Gasket
				13	185-5985	3	Seal, Heat

\* - Parts Included in Nozzle Holder Assy.

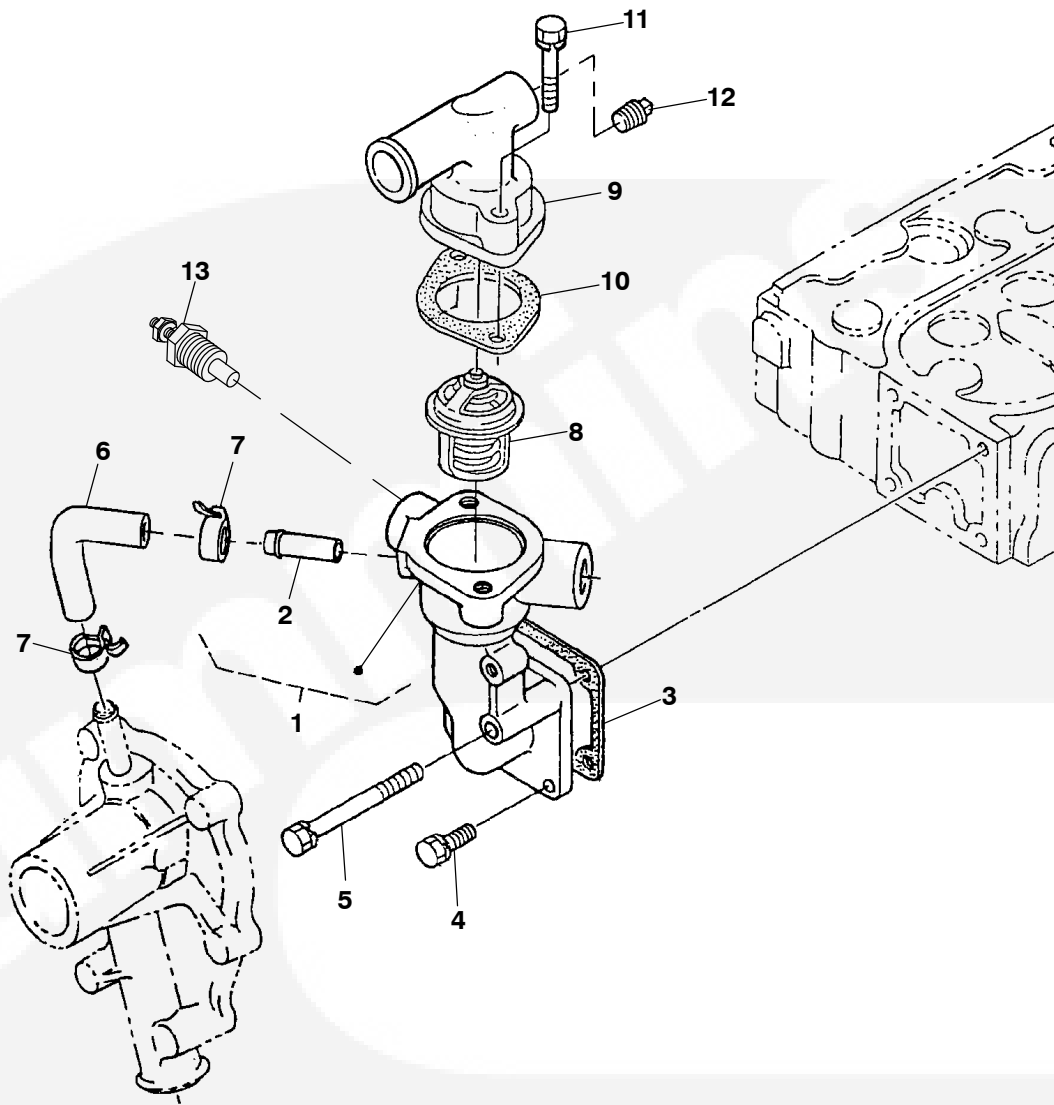


## Valve and Rocker Arm



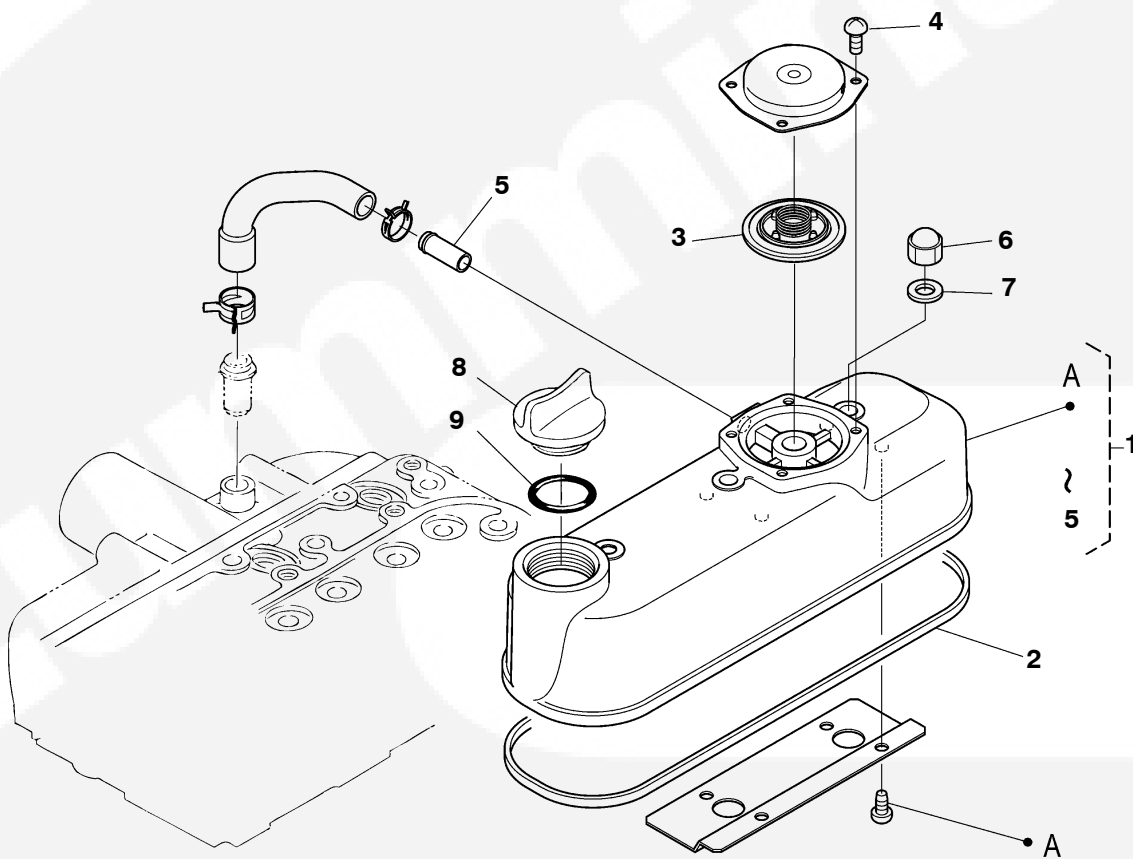
REF NO.	PART NO.	QTY USED	PART DESCRIPTION	REF NO.	PART NO.	QTY USED	PART DESCRIPTION
1	110-4021	3	Valve, Inlet	12	185-6689	2	Washer, Rocker Arm Shaft
2	110-4022	3	Valve, Exhaust	13	185-7395	2	Washer, Plain
3	185-6683	6	Spring, Valve	14	185-6691	2	Spring, Rocker Arm
4	185-2076	6	Retainer, Spring	15	185-6693	6	Arm Assy, Rocker (Includes Screw and Nut)
5	110-3827	6	Collet, Valve Spring	16	185-6694	6	Screw, Adjusting
6	185-7300	6	Seal, Valve Stem	17	185-6695	6	Nut
7	185-2080	6	Cap, Valve	18	185-6688	3	Stud
8	185-7439	1	Shaft, Rocker Arm	19	185-2179	3	Nut
9	185-7440	2	Bolt	20	185-2184	3	Washer, Plain
10	185-6687	3	Bracket, Rocker Arm				
11	185-7441	1	Pin, Spring				

## Water Flange



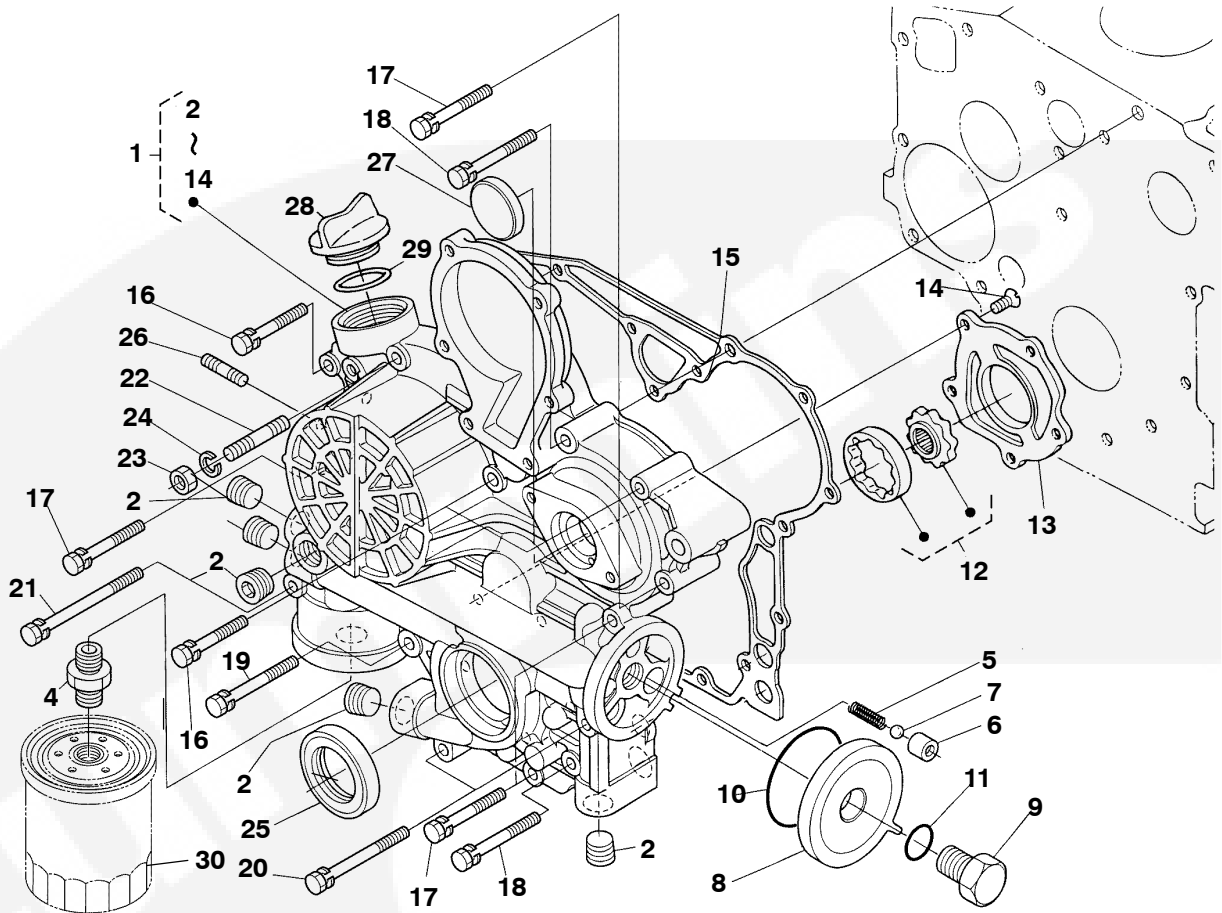
REF NO.	PART NO.	QTY USED	PART DESCRIPTION	REF NO.	PART NO.	QTY USED	PART DESCRIPTION
1	185-7297	1	Flange, Water (Includes Water Return Pipe)	10	185-6004	1	Gasket, Thermostat
2	185-5719	1	Pipe, Water Return	11	185-2565	2	Bolt
3	185-6922	1	Gasket, Water Flange	12	19071-9602-0	1	Plug
4	185-2389	3	Bolt	13	193-0318	1	Sender, Water Temperature(E2)
5	185-6665	1	Bolt				Negative Ground (B200, B201)
6	185-6666	1	Pipe, Water Return				12V Isolated Ground (B380)
7	185-6667	2	Clamp, Hose				
8	185-6005	1	Thermostat				
9	185-7298	1	Cover, Thermostat				

## Cylinder Head Cover



REF NO.	PART NO.	QTY USED	PART DESCRIPTION	REF NO.	PART NO.	QTY USED	PART DESCRIPTION
1	134-5384		Cover Assy, Cylinder Head (Includes Parts Marked *)	6	185-6394	3	*Nut
2	185-6868	1	*Gasket, Cylinder Head Cover	7	185-2291	3	Gasket
3	123-2264	1	*Comp., Valve Breather	8	181-9000	1	Plug, Oil Filler
4	185-2384	1	*Screw, Pan Head	9	185-7426	1	O'Ring
5	185-6103	1	*Pipe, Water Return				* - Parts Included in Cylinder Head Cover Assy.

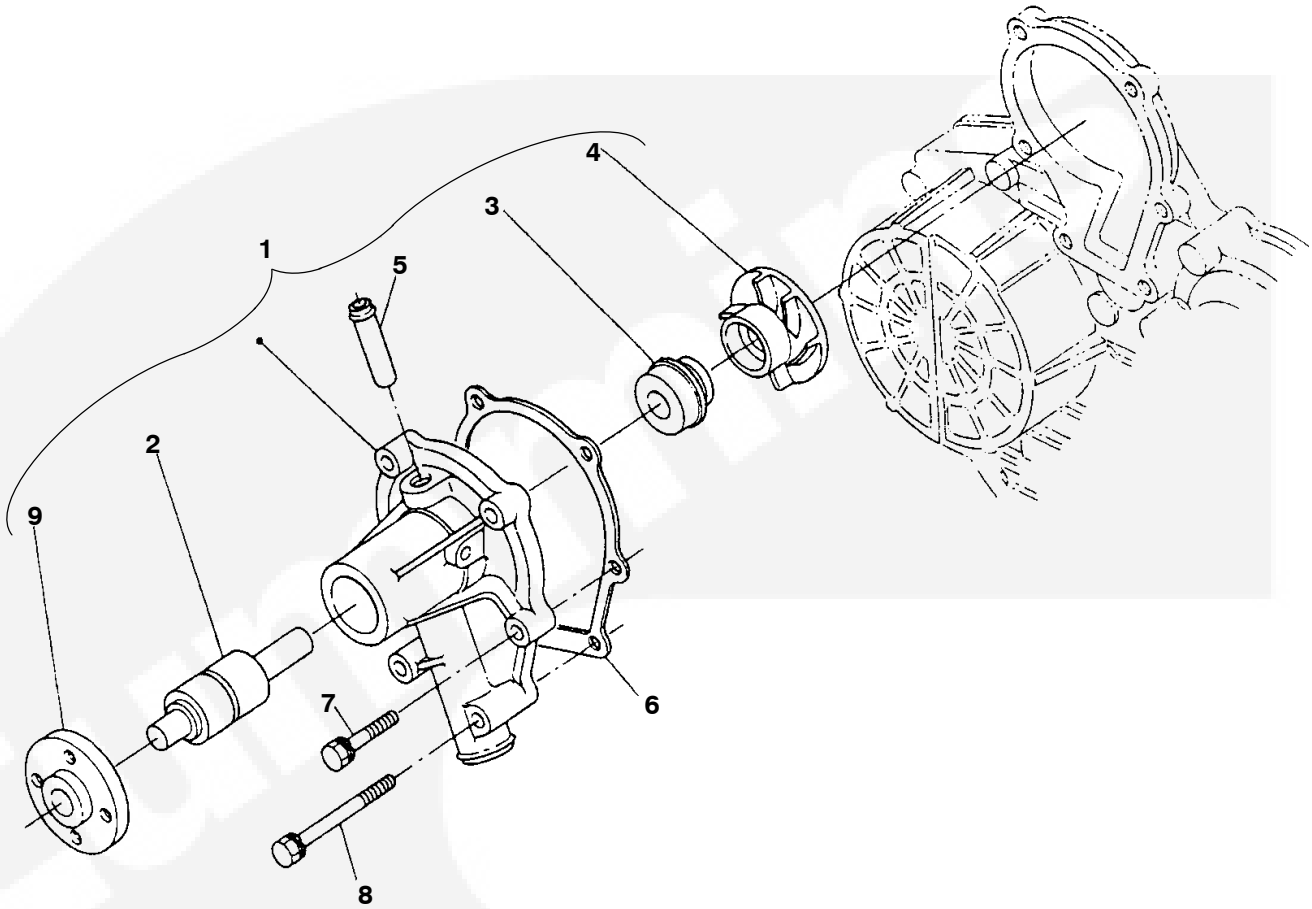
## Gearcase



REF NO.	PART NO.	QTY USED	PART DESCRIPTION	REF NO.	PART NO.	QTY USED	PART DESCRIPTION
1	103-0858	1	Gearcase Assy (Includes Parts Marked *)	17	185-7069	4	Bolt
2	185-6481	4	*Plug	18	185-6489	2	Bolt
3	505-2252	1	*Plug	19	185-6490	1	Bolt
4	185-2124	1	*Joint, Pipe	20	185-6491	2	Bolt
5	185-6482	1	*Spring	21	185-6492	1	Bolt
6	185-6483	1	*Seat, Valve	22	185-7423	1	Stud
7	185-6484	1	*Ball	23	181-9013	1	Nut
8	185-5741	1	*Cover	24	185-6759	1	Washer, Spring
9	185-5742	1	*Bolt	25	185-6864	1	Seal, Oil
10	185-5743	1	*O'Ring	26	185-7434	2	Stud
11	185-5744	1	*O'Ring	27	181-9125	1	Cover, Gear Case
12	185-6485	1	*Assy, Oil Pump Rotor	28	181-9000	1	Plug, Oil Filler
13	185-6486	1	*Cover, Oil Pump	29	185-7426	1	O'Ring
14	185-6487	5	*Screw, Counter Sunk	30	185-5835	1	Filter, Oil
15	185-6863	1	Gasket, Gear Case				
16	185-5833	3	Bolt				

\* - Parts Included in Gearcase Assy.

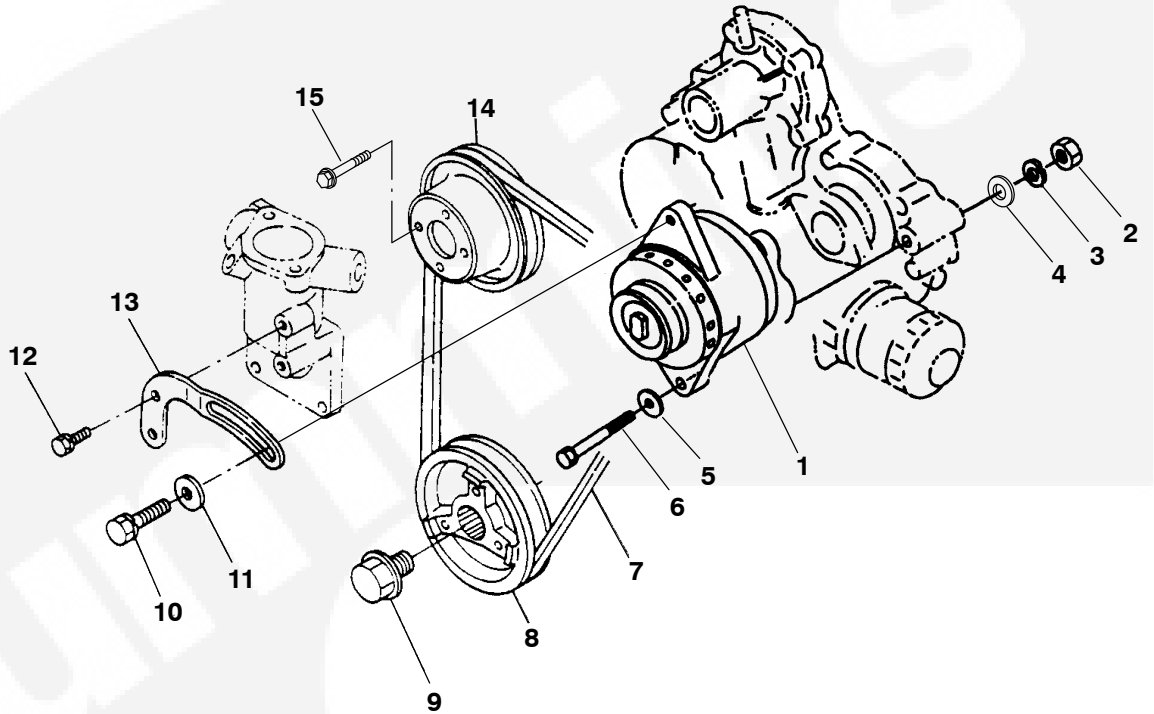
## Captive Water Pump Components



REF NO.	PART NO.	QTY USED	PART DESCRIPTION	REF NO.	PART NO.	QTY USED	PART DESCRIPTION
1	181-9108	1	Pump Assy, Water (Includes Parts Marked *)	* - Parts Included in Water Pump Assy.			
2	510-0225	1	*Bearing				
3	509-0440	1	*Seal Assy, Mechanical				
4	185-6674	1	*Impeller, Water Pump				
5	185-5716	1	*Pipe, Water Return				
6	185-7299	1	Gasket, Water Pump				
7	185-6677	4	Bolt				
8	181-9007	2	Screw, Hex Head				
9	185-6672	1	*Flange, Pump Water				



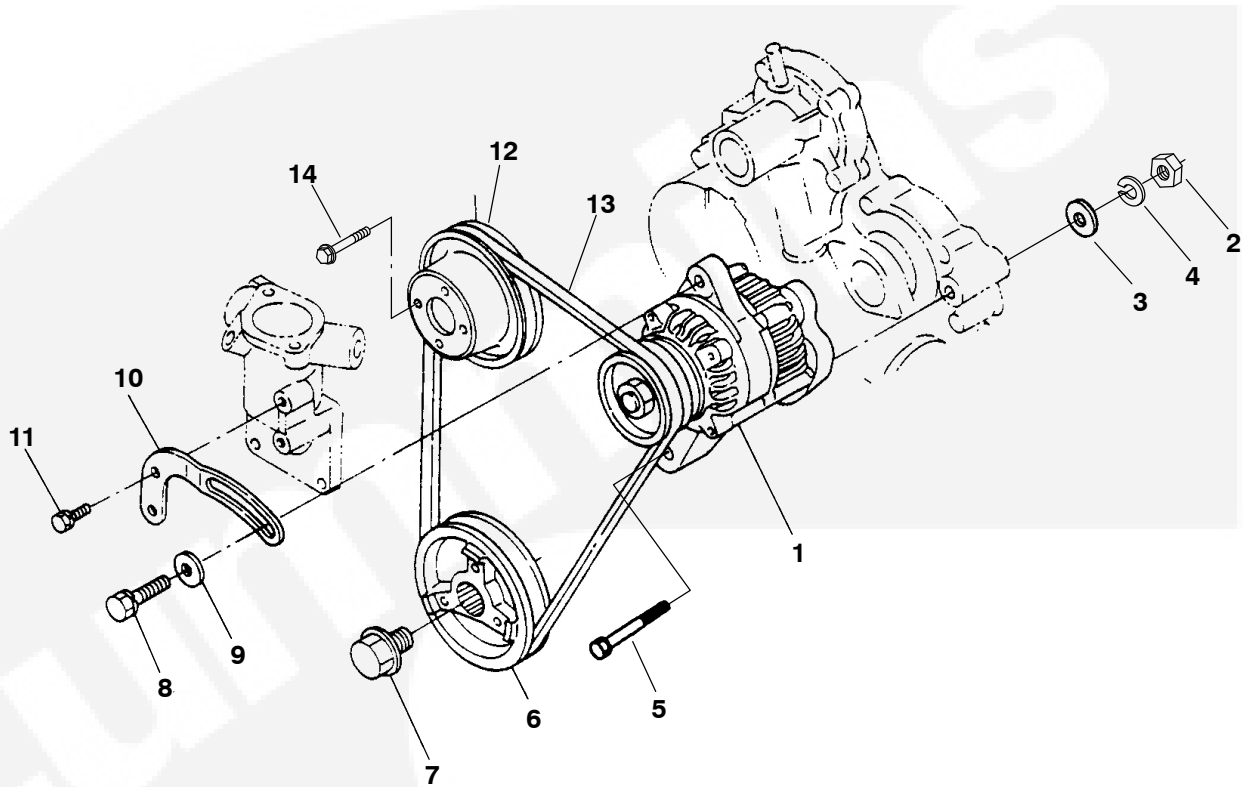
## Alternator 12V Negative/Isolated Ground



REF NO.	PART NO.	QTY USED	PART DESCRIPTION	REF NO.	PART NO.	QTY USED	PART DESCRIPTION
1	185-7269	1	Dynamo (No Components Available)	8	512-0323	1	Pulley, Fan Drive
2	185-5445	1	Nut	9	185-6633	1	Bolt
3	185-6785	1	Washer, Spring	10	800-6345	1	Bolt
4	185-6630	1	Washer, Plain	11	185-6786	2	Washer, Plain
5	185-7272	1	Washer, Plain	12	185-2389	2	Bolt
6	185-7271	1	Bolt	13	185-7270	1	Bracket Alternator
7	185-6934	1	Belt, Fan (37.5")	14	185-6631	1	Pulley, Fan
				15	185-2572	4	Bolt

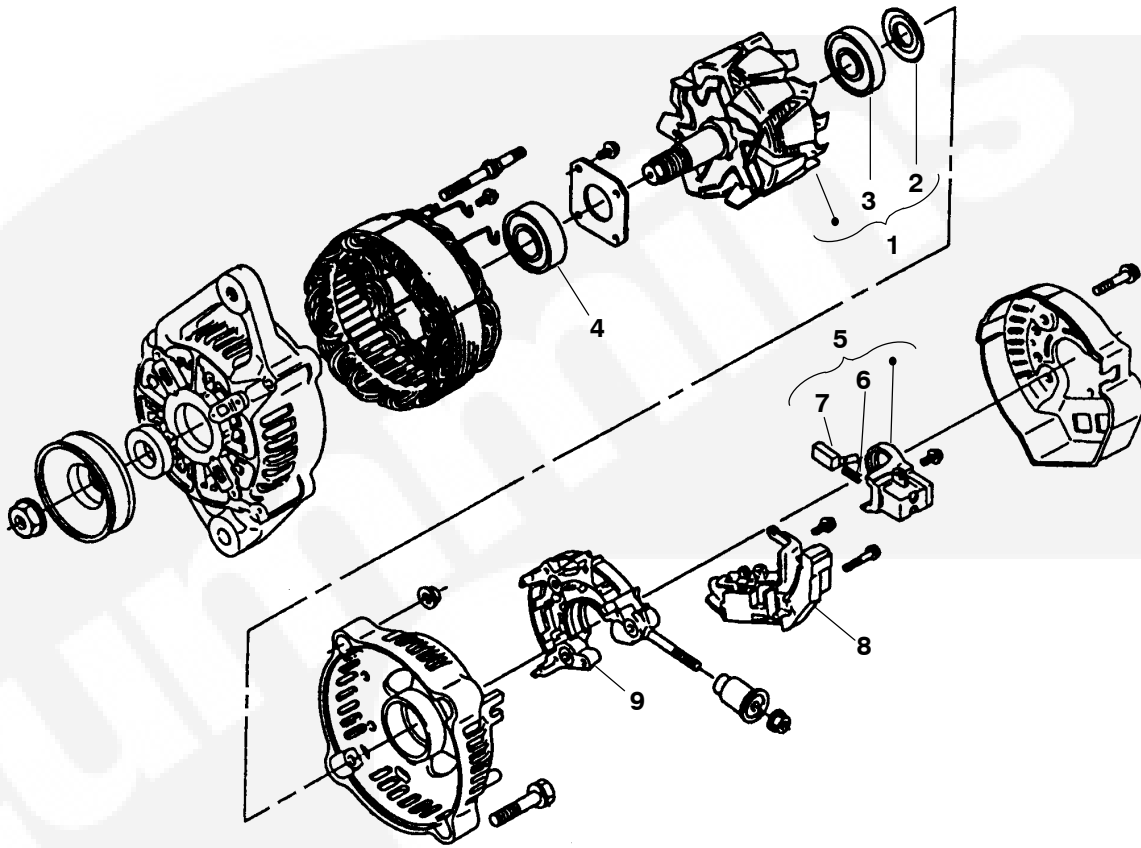


## Alternator 24V Negative Ground



REF NO.	PART NO.	QTY USED	PART DESCRIPTION	REF NO.	PART NO.	QTY USED	PART DESCRIPTION
1	185-7225	1	Alternator (See Separate Page for Components)	9	185-6786	1	Washer, Plain
2	185-5445	1	Nut	10	191-2499	1	Bracket Alternator
3	185-6630	1	Washer, Plain	11	185-2388	2	Bolt
4	185-6785	1	Washer, Spring	12	185-6631	1	Pulley, Fan
5	185-6629	1	Bolt	13	185-6934	1	Belt, Fan (37.5")
6	512-0323	1	Pulley, Fan Drive	14	800-6393	4	Bolt
7	185-6633	1	Bolt				
8	181-9008	1	Bolt				

## Alternator Components 24V Negative Ground

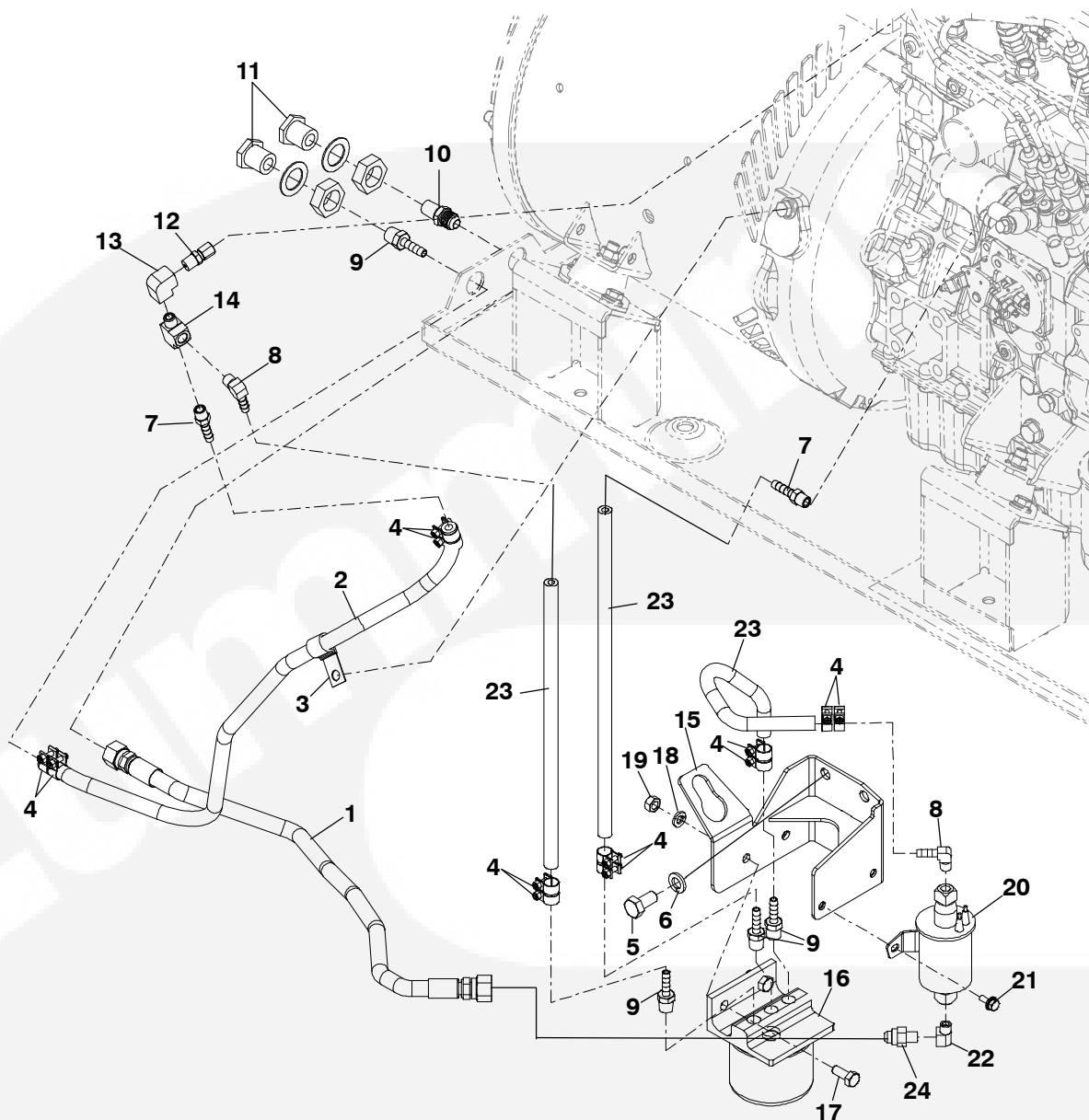


REF NO.	PART NO.	QTY USED	PART DESCRIPTION	REF NO.	PART NO.	QTY USED	PART DESCRIPTION
	185-7225	1	Alternator				and Spring)
1	201-3675	1	Rotor (Includes Cover and Bearing)	6	185-5784	2	Spring, Brush
2	185-5771	1	Cover, Bearing	7	185-5783	2	Brush
3	185-6811	1	Bearing, Ball	8	185-6820	1	Regulator
4	185-6813	1	Bearing, Ball	9	185-6816	1	Rectifier Assy
5	185-6819	1	Holder, Brush (Includes Brush	Note: Parts not Identified are Not For Sale.			



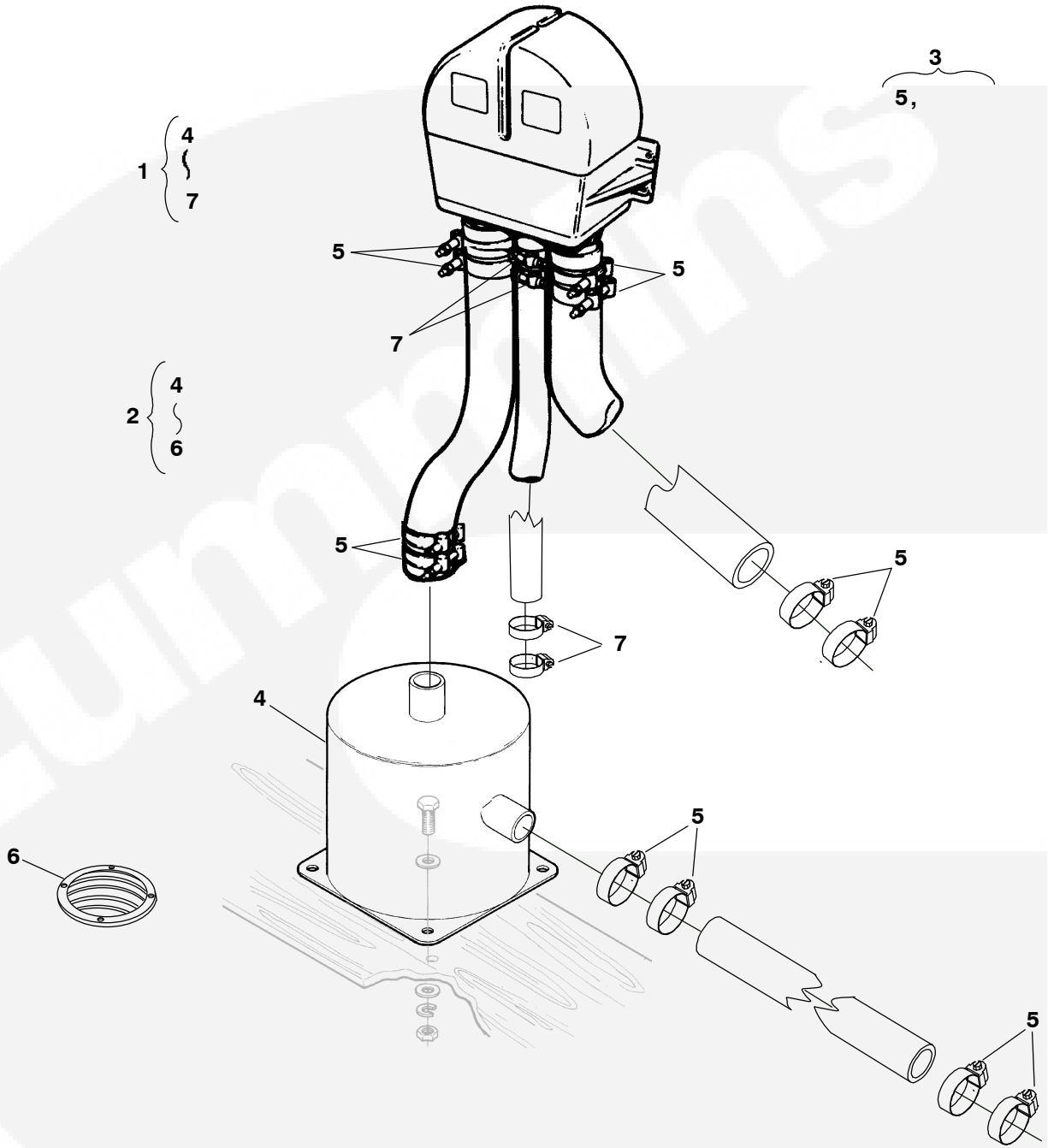


## Fuel Pump



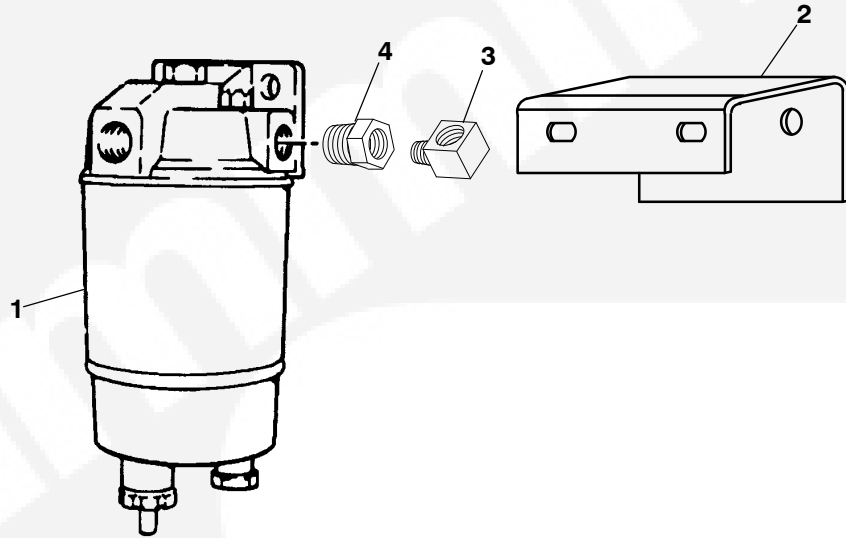
REF NO.	PART NO.	QTY. USED	PART DESCRIPTION	REF NO.	PART NO.	QTY. USED	PART DESCRIPTION
1	503-2588-01	1	Hose, Fuel	14	502-1368	1	Tee, Street (1/8NPT)
2	503-2935-01	1	Hose, Fuel	15	149-2830-03	1	Bracket, Fuel Pump
3	518-0515	1	Clamp, Hose	16	149-2634-01	1	Filter, Fuel (Includes Plug, Base and Filter)
4	503-2808	20	Clamp, Hose	17	800-3017-19	2	Screw, Hex Head Cap (M8 x 1.25 x20mm)
5	800-3030	3	Screw, Hex Head Cap (M10 x 1.25 x20mm)	18	850-0114-54	2	Washer, Split Locking (M8)
6	850-0114-55	3	Washer, Split Locking (M10)	19	862-0026-55	2	Nut, Hex (M8 x 1.25mm)
7	502-1367-01	2	Connector, Hose (1/8NPT x 1/4"Hose)	20	149-2646		Pump, Fuel
8	502-1353-02	2	Elbow, 90° Pipe		149-2795		12V
9	502-1367-02	4	Connector, Hose (1/4NPT x 1/4"Hose)		821-6002-02	2	24V
10	502-1615	1	Coupling, Hose	21	821-6002-02	2	Screw, Hex Head Sems (M6 x 1 x12mm)
11	502-1133	2	Connector, Bulkhead	22	502-0020-01	1	Elbow, Pipe
12	502-1245	1	Adapter, Pipe	23	503-2806	3	Hose, Fuel
13	502-0055	1	Elbow, Pipe	24	505-1490	1	Connector, Male

## Water Separator/Muffler



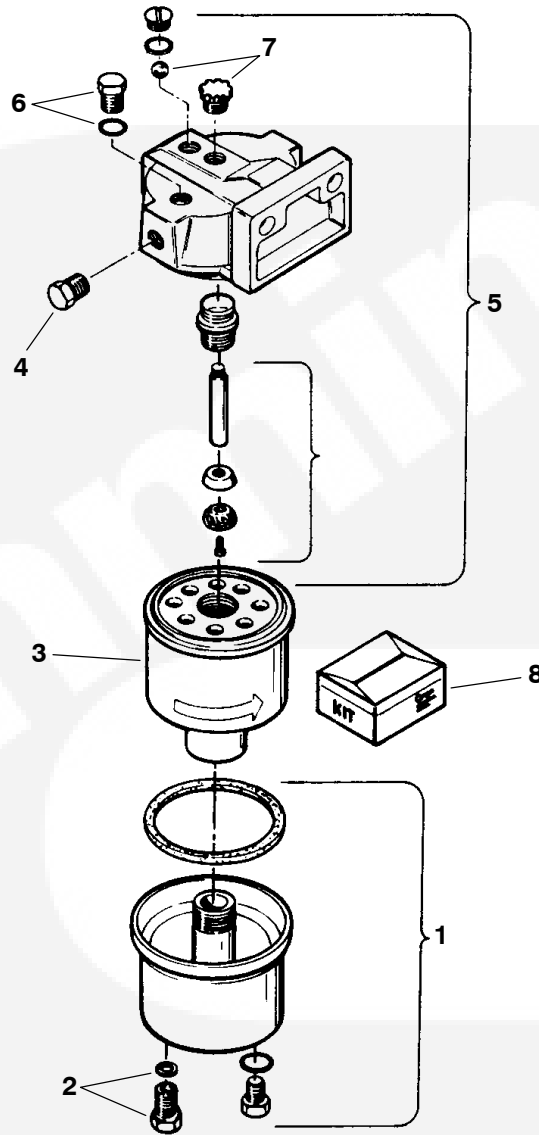
REF NO.	PART NO.	QTY. USED	PART DESCRIPTION	REF NO.	PART NO.	QTY. USED	PART DESCRIPTION
1	155-3217	1	Kit, Muffler/Separator (Includes Parts Marked *)	503-1142	10	*	Muffler/Separator Kit
2	155-2030	1	Kit, Muffler Marine (Includes Parts Marked +)	6	155-1002	1	*+ Strainer, Slotted
3	155-3216	1	Kit, Water Separator (Includes Parts Marked •)	7	503-1139	4	*# Clamp, Hose (1-1/2")
4	155-2029	1	*+Muffler, Marine	* - Parts Included in Muffler/Separator Kit.			
5			Clamp, Hose (2")	+ - Parts Included in Muffler Kit.			
	503-1142	8	+ Muffler Kit	# - Parts Included in Water Separator Kit.			
	503-1142	4	# Separator Kit				

## Remote Water Separator



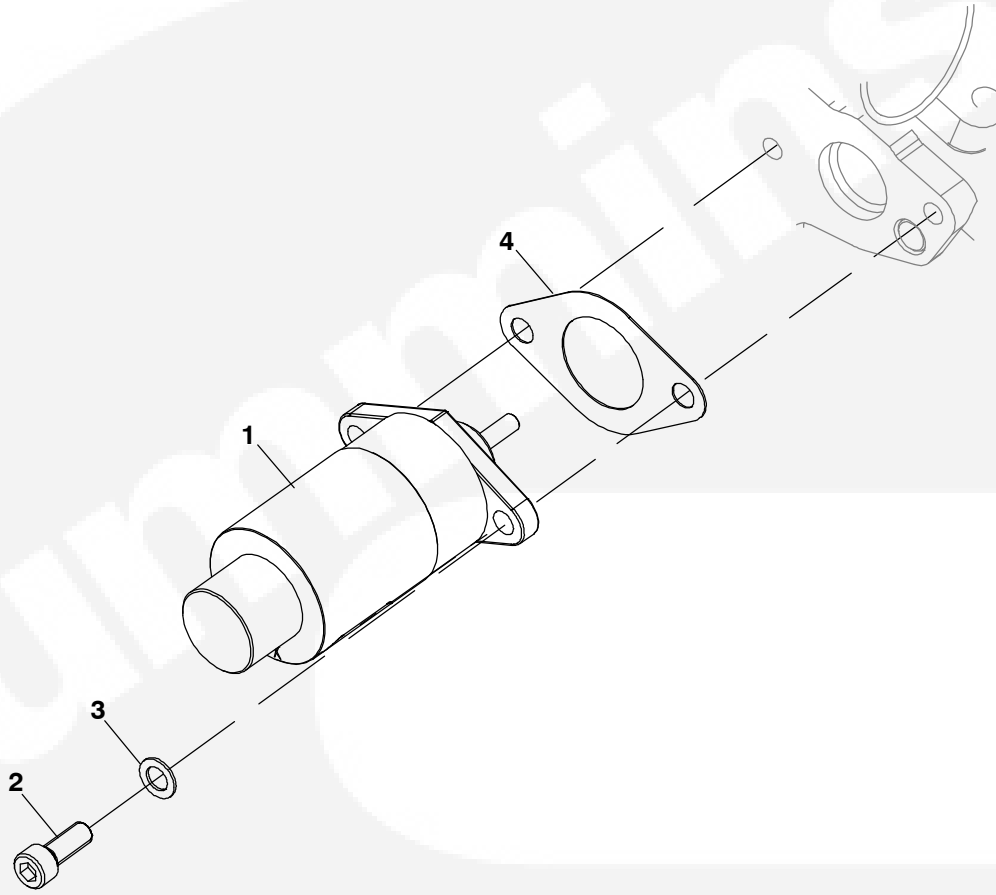
REF NO.	PART NO.	QTY. USED	PART DESCRIPTION	REF NO.	PART NO.	QTY. USED	PART DESCRIPTION
	149-2073	1	Kit, Remote Fuel/Water Separator	2	149-2041-03	1	Bracket, Separator Mounting
1	149-1908-05	1	Separator, Fuel/Water (See Separate Page for Components)	3	502-0020-01	1	Elbow, Street 90Degrees
				4	502-0029	2	Bushing, Pipe

## Remote Water Separator Components



REF NO.	PART NO.	QTY. USED	PART DESCRIPTION	REF NO.	PART NO.	QTY. USED	PART DESCRIPTION
	149-1908-05	1	Separator, Water	6	149-1952	1	Plug, Vent (Includes O'Ring)
1	149-2046	1	Kit, Metal Bowl Replacement (Includes Plug, O'Rings and Drain Assy)	7	149-2047	1	Pump Assy (Includes Plunger, Retainer, Shaft, Check Ball, Knob and Screw)
2	149-1953	1	Assy Drain (Includes Knob and Seal)	8	149-2045	1	Kit O'Ring (Includes Seal and Plunger)
3	149-1914-01	1	Element (Includes Seals)				
4	502-0153	1	Plug, Hex (1/4")				
5	149-1949	1	Head Assy, Replacement (Includes Vent Plug, O'Rings, Seal, Cap, Tube and Pump Assy)				

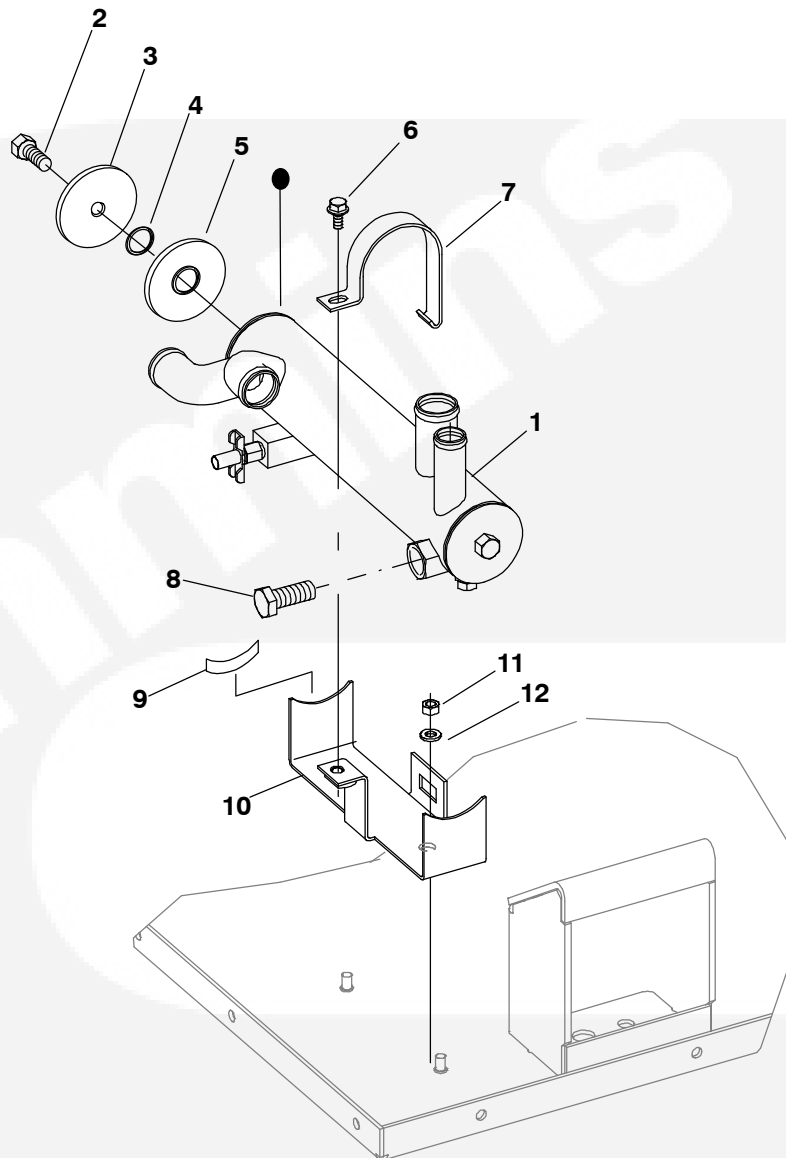
## Governor Actuator



REF NO.	PART NO.	QTY. USED	PART DESCRIPTION
1			Actuator, Governor
	306-5006-01	1	(12V)
	306-5006-02	1	(24V)
2	725-1027	2	Screw, Socket Head Cap (M6 x 1 x 16mm)(1/32")
3	526-0063	2	Washer, Copper
4	184-0071	1	Gasket, Solenoid Cover

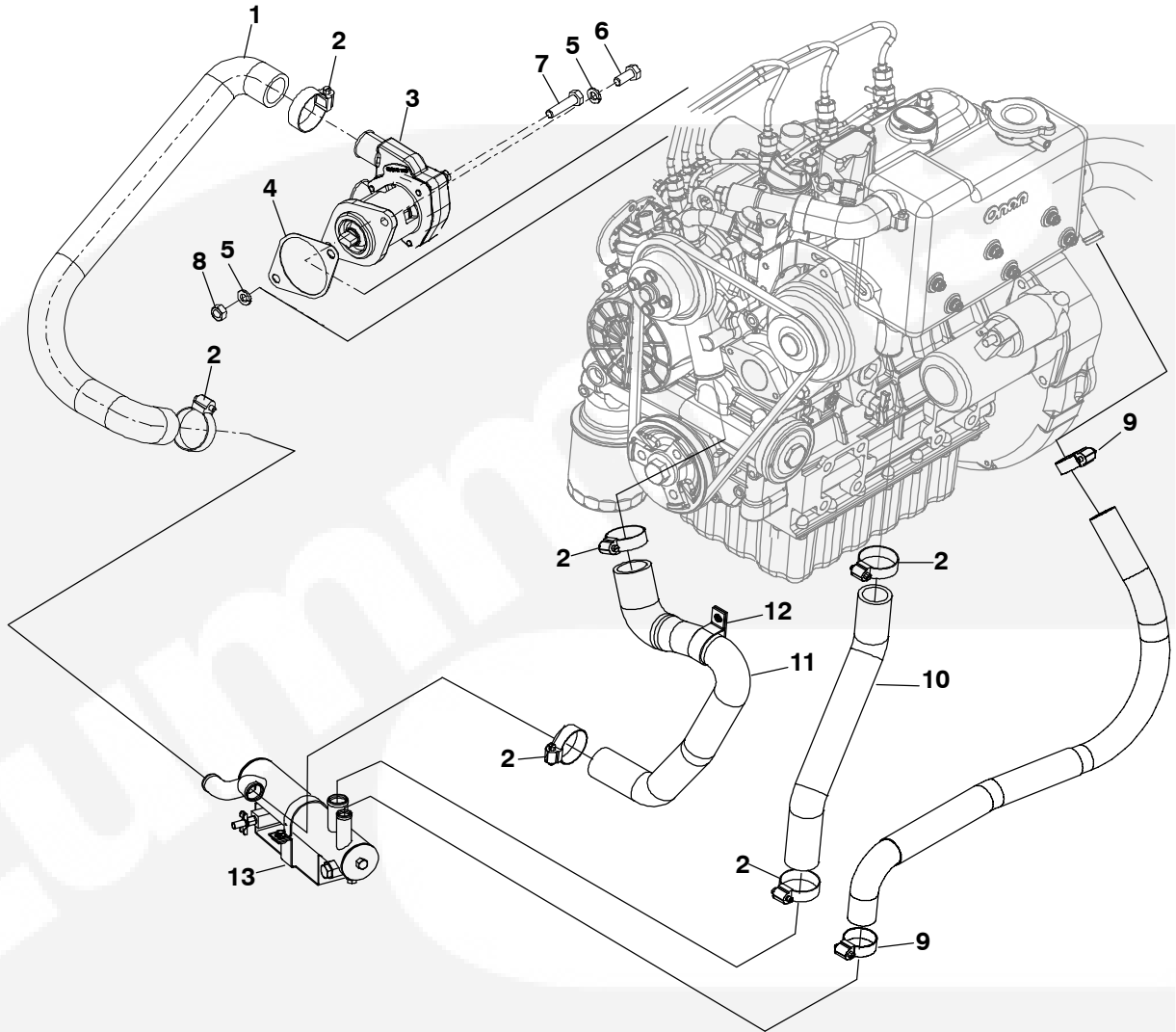


## Heat Exchanger



REF NO.	PART NO.	QTY. USED	PART DESCRIPTION	REF NO.	PART NO.	QTY. USED	PART DESCRIPTION
	130-5176		Kit, Cap (Includes Parts Marked *)	11	862-0026-54	2	Nut, Hex (M6 x 1mm)
1	130-7489-02		Exchanger, Heat	12	850-0114-53	2	Washer, Lock (M6)
2	800-0317	1	*Screw, Hex Head (5/16-18)	* - Parts Included with Heat Exchanger and in Heat Exchanger Cap Kit.			
3	130-5169	1	*Cover, End	13	-	1	Exchanger, Heat (See Heat Exchanger Page for Details)
4	509-0351	1	*O'Ring	* - For Heat Exchanger Service Parts See Heat Exchanger Previous Page			
5	130-5170	1	*Gasket, End Cover				
6	821-6002-02	1	Screw, Hex Head Sems (M6 x 1 x 12mm)				
7	130-4740-03	1	Strap, Mounting				
8	130-4434	1	Pencil, Zinc				
9	508-0210	2	Edging, Heat Exchanger Bracket (90mm)				
10	130-4739-03	1	Bracket, Heat Exchanger				

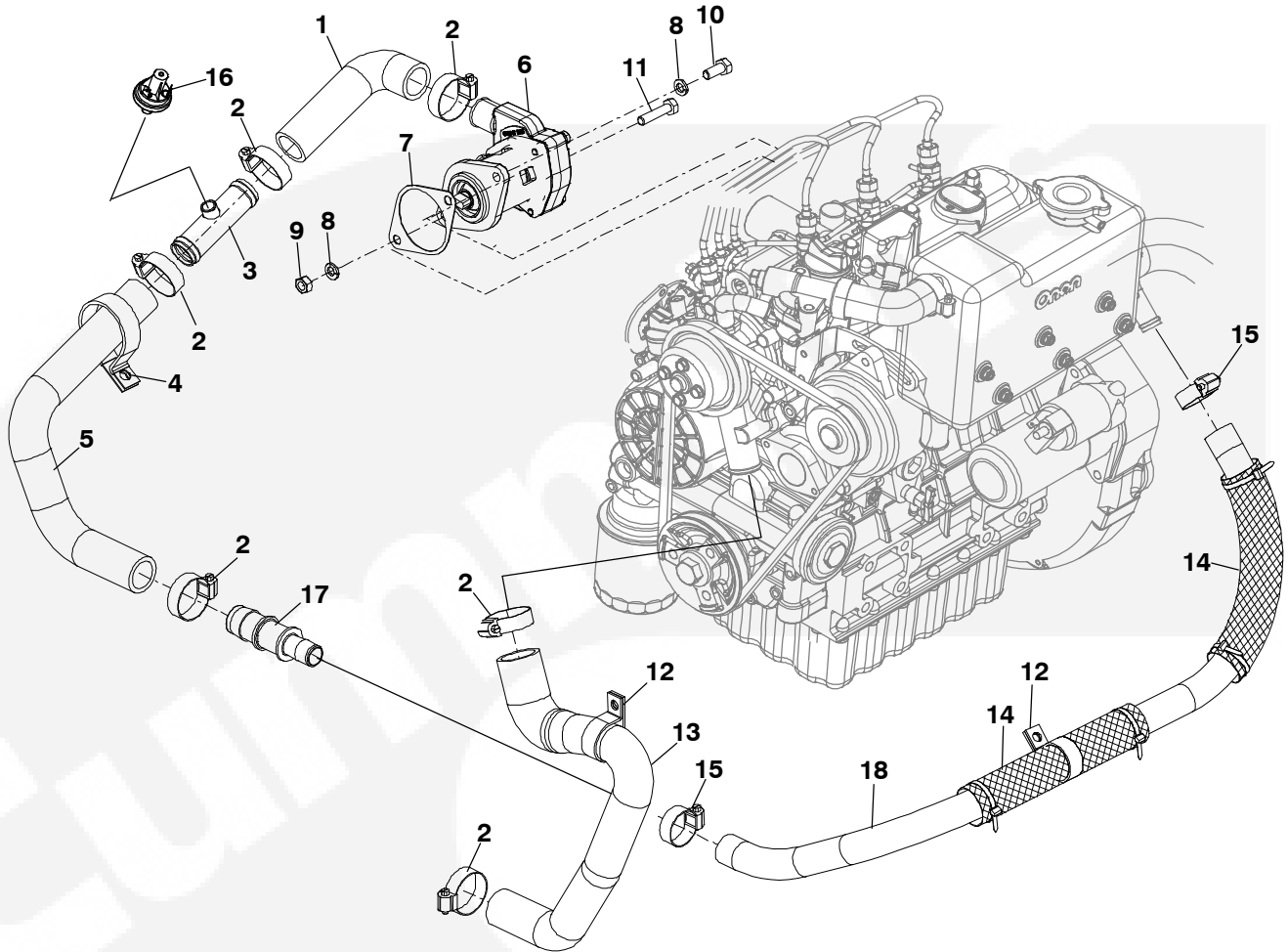
## Cooling System)



REF NO.	PART NO.	QTY. USED	PART DESCRIPTION	REF NO.	PART NO.	QTY. USED	PART DESCRIPTION
1	503-2908	1	Hose, Coolant	9	503-1136	2	Clamp, Hose
2	503-1137	6	Clamp, Hose	10	503-2196	1	Hose, Coolant
3	132-0459	1	Pump, Water	11	503-2195	1	Hose, Coolant
4	185-6579	1	Gasket, Water Pump	12	518-0548-05	1	Clamp, Hose
5	850-0114-54	2	Washer, Lock (M8)	13	-	1	Exchanger, Heat (See Heat Exchanger Page for Details)
6	800-3017-19	1	Screw, Hex Head Cap (M8 x 1.25 X 20mm)				
7	800-3017-22	1	Screw, Hex Head Cap (M8 x 1.25 X 35mm)				
8	862-0026-55	1	Nut, Hex Head (M8 x 1.25mm)				

\* - For Heat Exchanger Service Parts See Heat Exchanger Previous Page

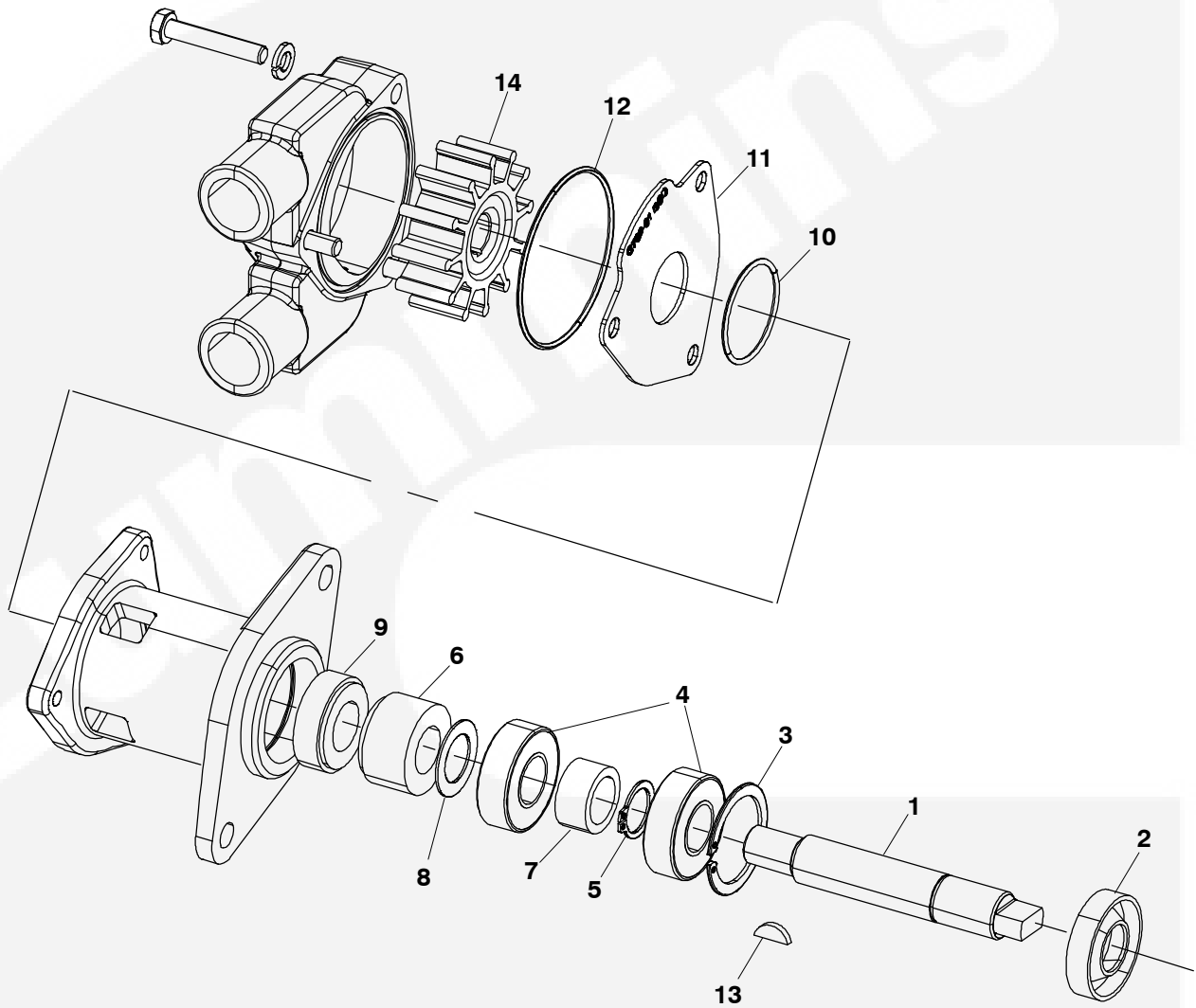
## Keel Cooling System



REF NO.	PART NO.	QTY. USED	PART DESCRIPTION	REF NO.	PART NO.	QTY. USED	PART DESCRIPTION
1	503-2207	1	Hose, Coolant (Water)	11	800-3017-22	1	Screw, Hex Head Cap (M8 x 1.25 x 35mm)
2	503-1137	6	Clamp, Hose Wet	12	518-0548-05	1	Hose, Clamp Dry
	503-1137	2	Dry		518-0548-05	2	Wet
3	130-5387-01	1	Tube, Low Pressure Switch	13	503-2195	1	Hose, Coolant
4	130-4830	1	Clamp, Hose (Wet)	14	898-1311-01	2	Sleeve, Nylon Mesh
5	503-2197	1	Hose, Coolant	15	503-1136	2	Clamp, Hose
6	132-0459	1	Pump, Water	16	309-0717	1	Switch, Pressure
7	185-6579	1	Gasket, Water Pump	17	502-1354	1	Reducer, Hose Connector
8	850-0114-54	2	Washer, Split Locking (M8)	18	503-2916-01	1	Hose, Water
9	862-0026-55	1	Nut, Hex Head (M8 x 1.25mm)				
10	800-3017-19	1	Screw, Hex Head Cap (M8 x 1.25 x 20mm)				



## Raw Water Pump Components

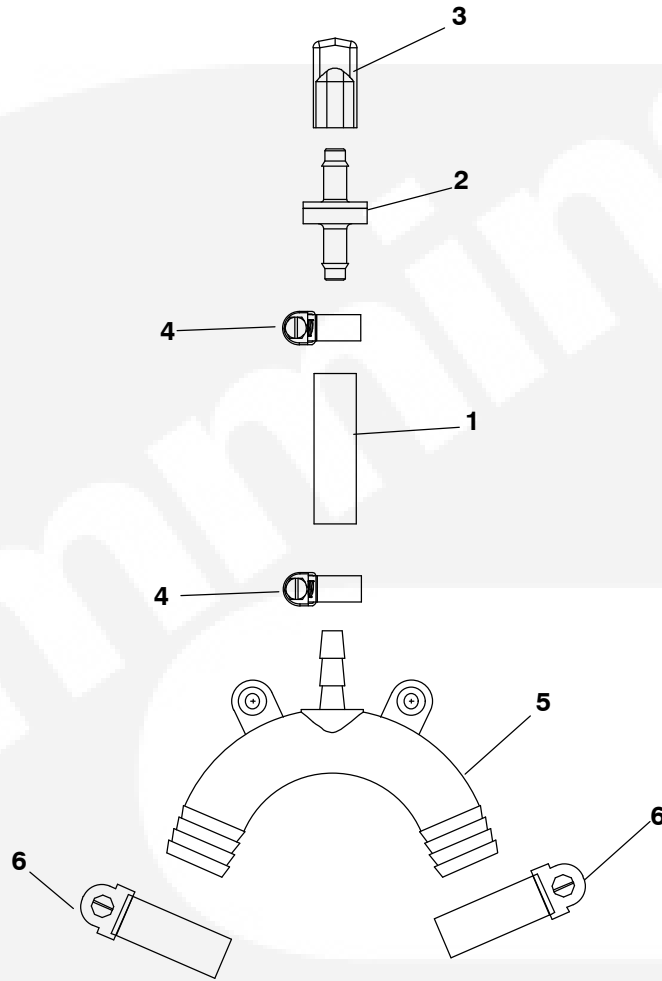


REF NO.	PART NO.	QTY. USED	PART DESCRIPTION	REF NO.	PART NO.	QTY. USED	PART DESCRIPTION
	541-1519	1	Kit, Water Pump (Minor)	8	132-0368	1	+Washer,
	541-1520	1	Kit, Water Pump (Major)	9	132-0369	1	+Seat, Seal
	132-0459	1	Pump, Water	10	132-0370	1	+O'Ring
1	132-0360	1	Shaft	11	130-6526	1	+Plate, Wear
2	132-0361	1	+Seal, Lip	12	132-0372	2	*+O'Ring
3	132-0363	1	+Ring, Internal Retaining	13	132-0374	1	+Key
4	132-0364	2	+Bearing, Ball	14	132-0375	1	*+Impeller
5	132-0365	1	+Ring, External Retaining				
6	132-0366	1	+Seal, Mechanical				
7	132-0367	1	Spacer				

\* - Parts Included in Minor Service Kit.

+ - Parts Included in Major Service Kit.

## Vacuum Relief Valve

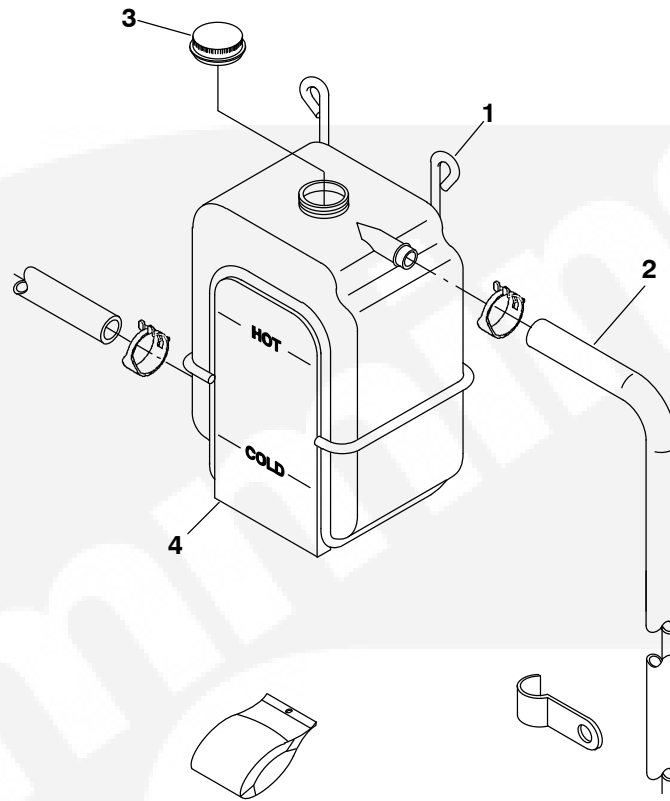


REF NO.	PART NO.	QTY. USED	PART DESCRIPTION	REF NO.	PART NO.	QTY. USED	PART DESCRIPTION
	541-0876-01	1	Kit, Siphon Break (Includes Instructions)	4	503-2309	2	Clamp, Hose
1	503-2728-01	1	Hose, Coolant	5	502-1463	1	Connector, Hose
2	504-0223	1	Valve, Check	6	503-0977	2	Clamp, Hose
3	502-1425-02	1	Cap, Tube				

\* - All parts included in Kit.




## Coolant Recovery Tank

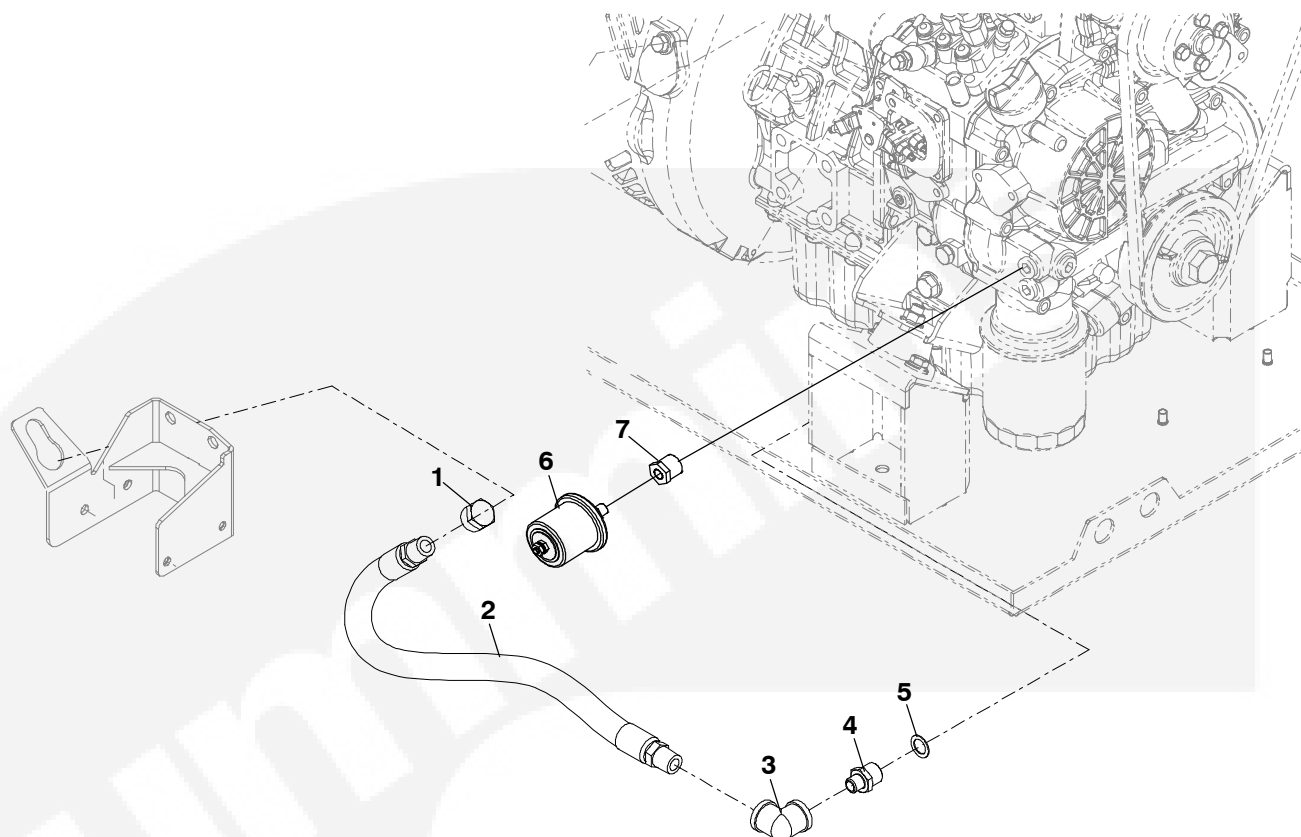


REF NO.	PART NO.	QTY. USED	PART DESCRIPTION	REF NO.	PART NO.	QTY. USED	PART DESCRIPTION
	130-3574	1	Kit, Coolant Recovery				Page.
1	130-3571	1	Hanger, Tank	+ -			Sender Included in Isolated Ground Kit Listed on Isolated Ground Page.
2	503-1692	1	Hose (5/16 I.D. x 120" Lg.)				
3	130-3572	1	Cap, Tank				
4	130-3574	1	Tank, Coolant Recovery				

\* - Sender Included in Sender Kit Listed on Water Flange



## Oil System



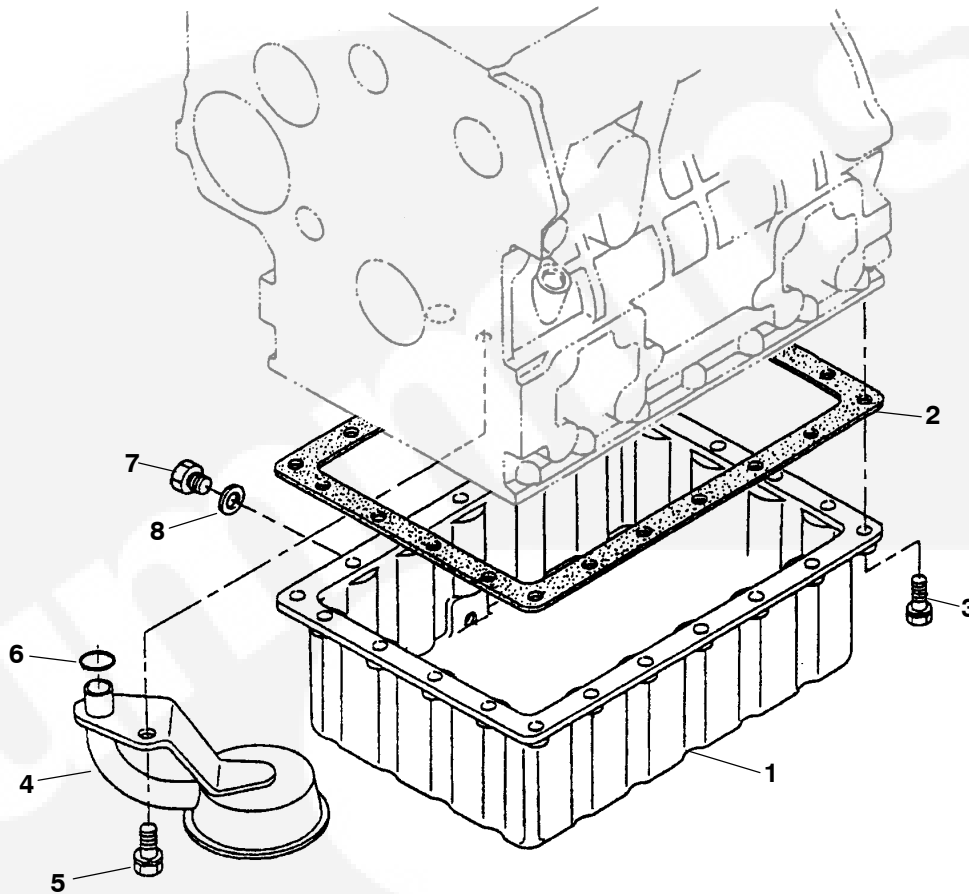
REF NO.	PART NO.	QTY. USED	PART DESCRIPTION	REF NO.	PART NO.	QTY. USED	PART DESCRIPTION
1	502-1123	1	Cap, Pipe	7	505-0395	1	Reducer, Bushing (1/8" NPSF)
2	501-0910	1	Hose, Oil Drain				
3	502-0263	1	Elbow, Pipe				
4	102-1485	1	Adapter, Oil Drain				
5	185-5495	1	Gasket, Oil Drain				
6			*Sender, Oil Pressure				
	193-0244	1	Negative Ground (B200 B201)				
	193-0430-01	1	+ 12V Isolated Ground (B380)				

\* - Sender Included in Sender Kit Listed on Water Flange Page.

+ - Sender Included in Isolated Ground Kit Listed on Isolated Ground Page.



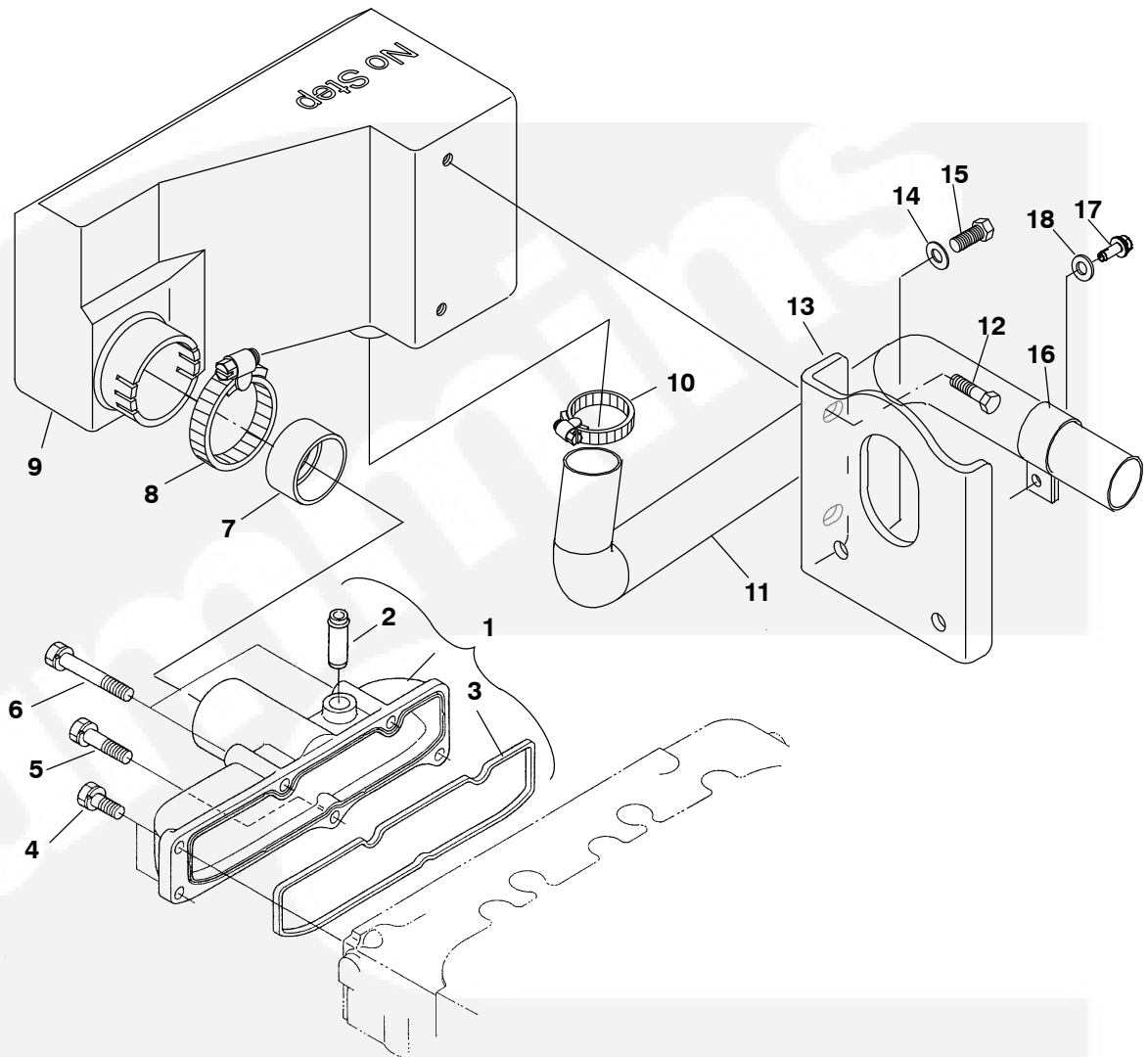
## Oil Pan



REF NO.	PART NO.	QTY USED	PART DESCRIPTION	REF NO.	PART NO.	QTY USED	PART DESCRIPTION
1	185-7213	1	Pan, Oil	5	185-2563	1	Bolt
2	185-7214	1	Gasket, Oil Pan	6	185-7421	1	O'Ring
3	185-2389	22	Screw, Hex Head	7	517-0418	1	Plug
4	122-0932	1	Tube, Oil Pickup	8	509-0428	1	Gasket



## Resonator

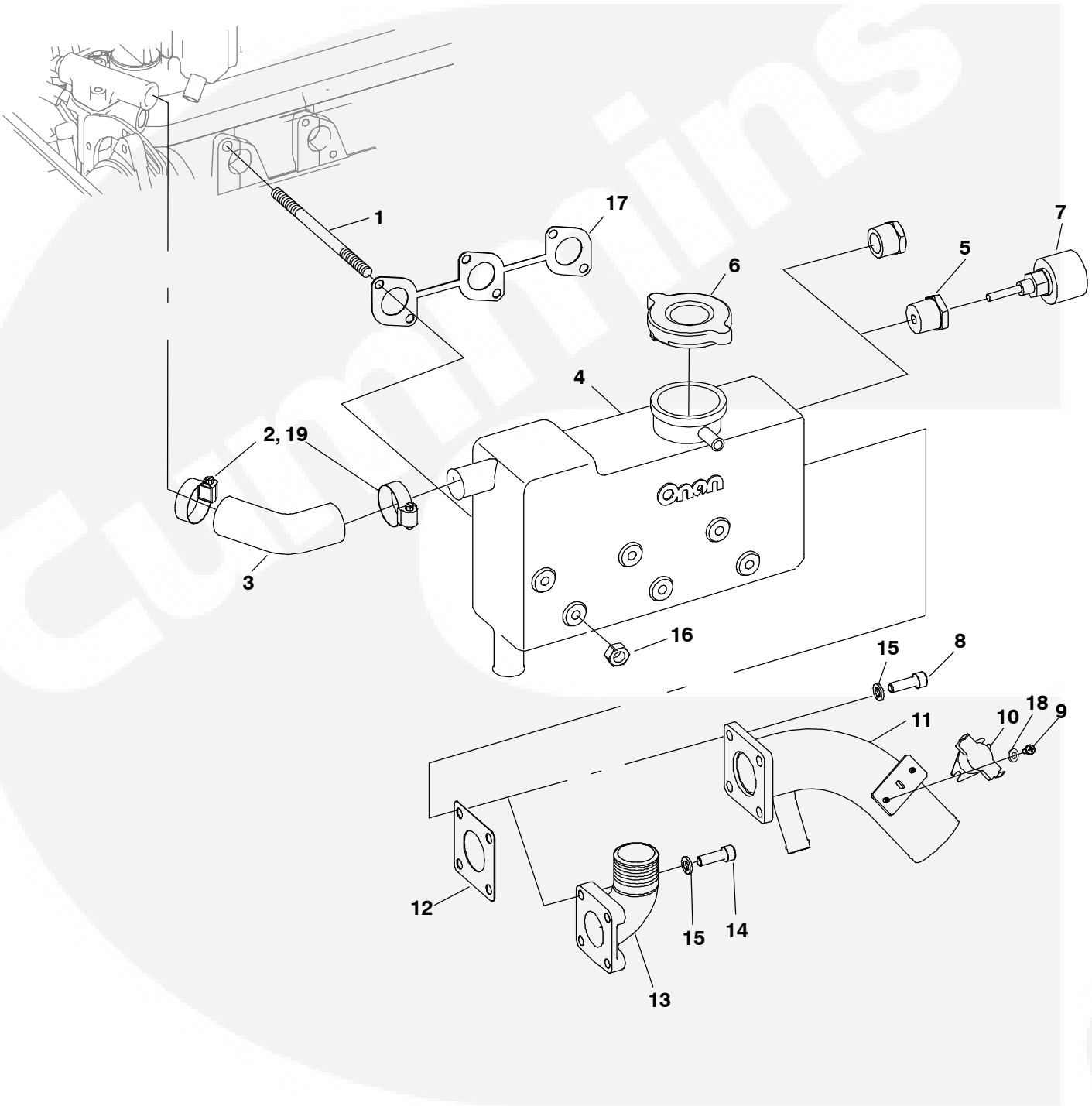


REF NO.	PART NO.	QTY. USED	PART DESCRIPTION	REF NO.	PART NO.	QTY. USED	PART DESCRIPTION
1	185-6927	1	Manifold, Intake (Includes Gasket)	10	503-1137	1	Clamp, Hose
2	185-6499	1	Joint, Breather Pipe	11	503-2202-02	1	Hose, Air Intake (1.25" ID)
3	185-6926	1	Gasket	12	821-6002-02	2	Screw, Hex Head Sems (M6 x 12)
4	185-2389	3	Screw, Hex Head (M6 x 18mm)	13	403-4284-02	1	Bracket, Lifting
5	185-6677	1	Screw	14	526-0399-60	2	Washer, Flat (M8)
6	185-7069	2	Screw, Hex Head (M6 x 50mm)	15	503-2202-02	2	Screw, Hex Head Cap (M8 x 16mm)
7	140-2898	1	Sleeve, Air Intake	16	130-4830	1	Clamp, Hose
8	503-1141	1	Clamp, Hose	17	821-6001-03	1	Screw, Hex Head Sem (M5 x 0.8 x 16mm)
9	140-3078-01	1	Resonator, Intake	18	526-2291	1	Washer, Flat

“Blank Page”



# Exhaust Manifold



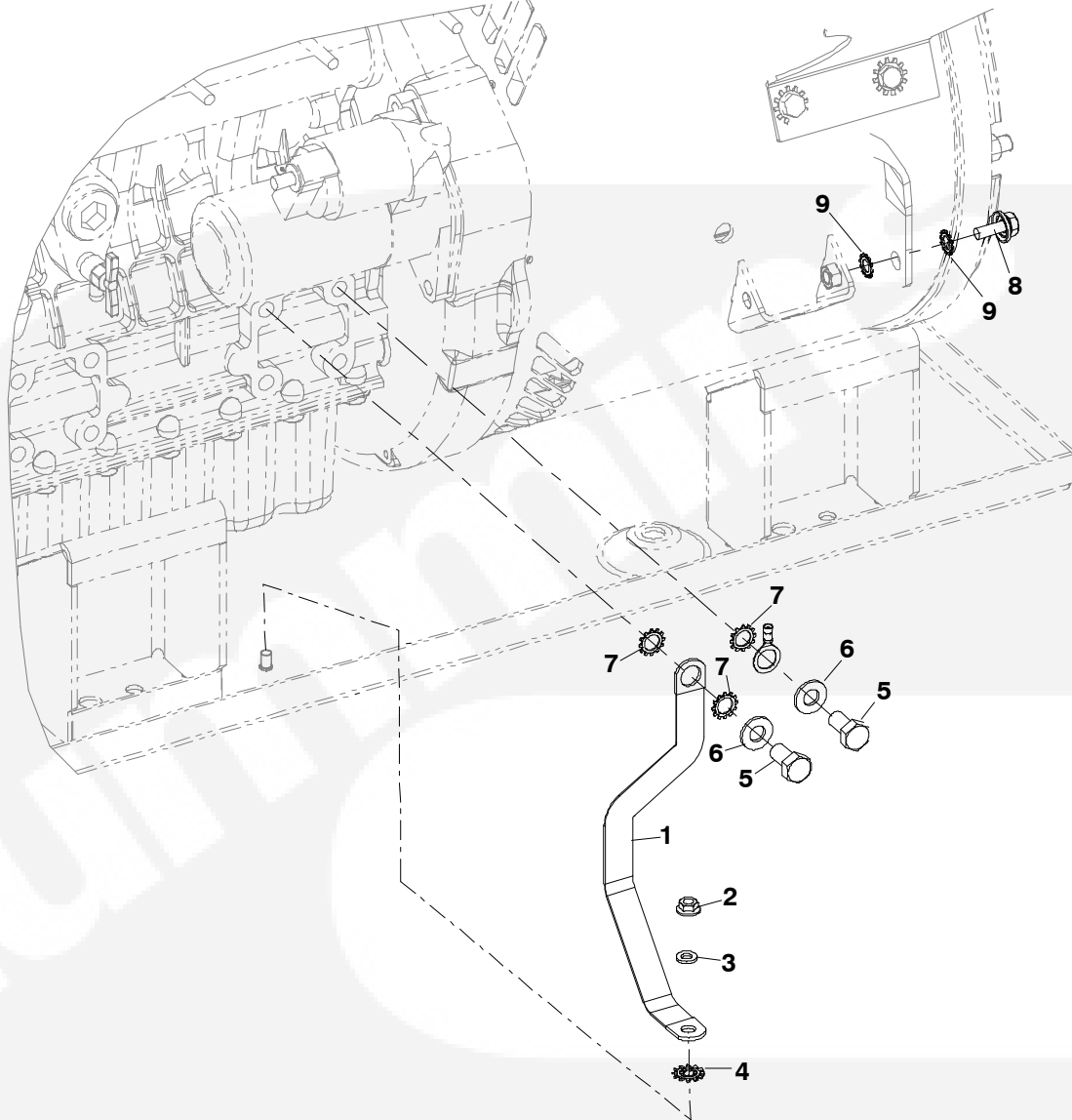


## Exhaust Manifold

REF NO.	PART NO.	QTY. USED	PART DESCRIPTION	REF NO.	PART NO.	QTY. USED	PART DESCRIPTION
	300-4686-01	1	Kit, Low Coolant Sender (Includes Sender and Bushings)	9	815-0862	2	(M8 x 1.25 x 25mm) Screw, Pan Head Cross Recessed (E086)
	155-3146	1	Kit, Dry Exhaust (Includes Gasket, Elbow, Screws and Washers)	10	309-0295-01	1	(M4 x 0.7 x 10mm) Switch, Temperature (E086) (Wet Exhaust)
1	185-7110	6	Stud, Exhaust Manifold	11	155-3261-02	1	Mixer (E086 Wet Exhaust)
2	503-1137	2	Clamp, Hose	12	154-3269	1	Gasket (Exhaust Out)
3	503-2046	1	Hose, Coolant	13	155-2666-01	1	Elbow, Exhaust (A148 Dry Exhaust)
4	154-3020-S1	1	Manifold Assy (Includes Filler Neck)	14	800-3017-21	4	Screw, Hex Head Cap (M8 x 1.25 x 30mm) ( Wet Exhaust)
5	502-0029-06	1	Bushing, Reducer (3/4-1/4") (H549)	15	850-0114-54	4	Washer, Lock (M8)
6	130-3721	1	Cap, Manifold	16	185-6699	6	Nut, Hex Flange (M7 x 1)
7	193-0468	1	Sender, Low Coolant (S3) (H549)	17	185-6925	1	Gasket, Exhaust Manifold
8	815-0916	4	Screw, Socket Head Cap (E086 Wet Exhaust)	18	526-0003	2	Washer, Flat (Wet Exhaust)
				19	503-2823	2	Clamp, Hose Cover



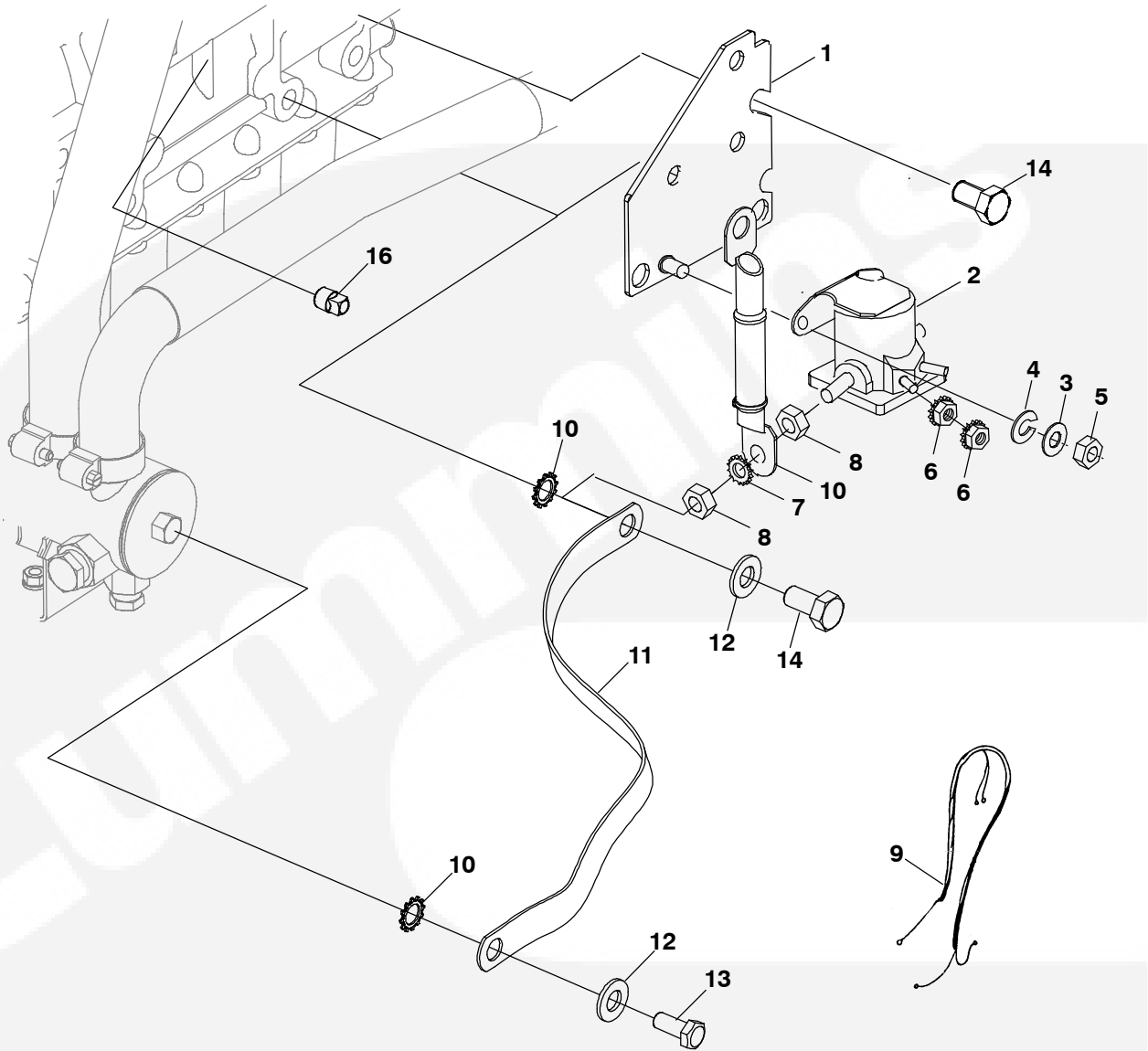
## Grounding



REF NO.	PART NO.	QTY. USED	PART DESCRIPTION	REF NO.	PART NO.	QTY. USED	PART DESCRIPTION
1	337-2785	1	Strap, Bond	7			Washer, ETIT Locking (M10)
2	870-2065-02	1	Nut, Hex Flange(M6)	853-2010	2		ISO
3	526-0399-58	1	Washer, Flat (M6)	853-2010	3		Neg
4	856-0006	1	Washer, ET Locking (1/4")	8	821-6003-01	1	Screw, Hex Head Sems (M8 x 1.25 x 16mm)
5			Screw, Hex Head Cap (M10 x 1.25 x 20mm)	9	853-0016	2	Washer, ETIT Locking (5/16")
	800-3030	1	ISO				
	800-3030	2	Neg				
6		2	Washer, ETIT Locking (1/4")				
	526-2120	1	ISO				
	526-2120	2	Neg				

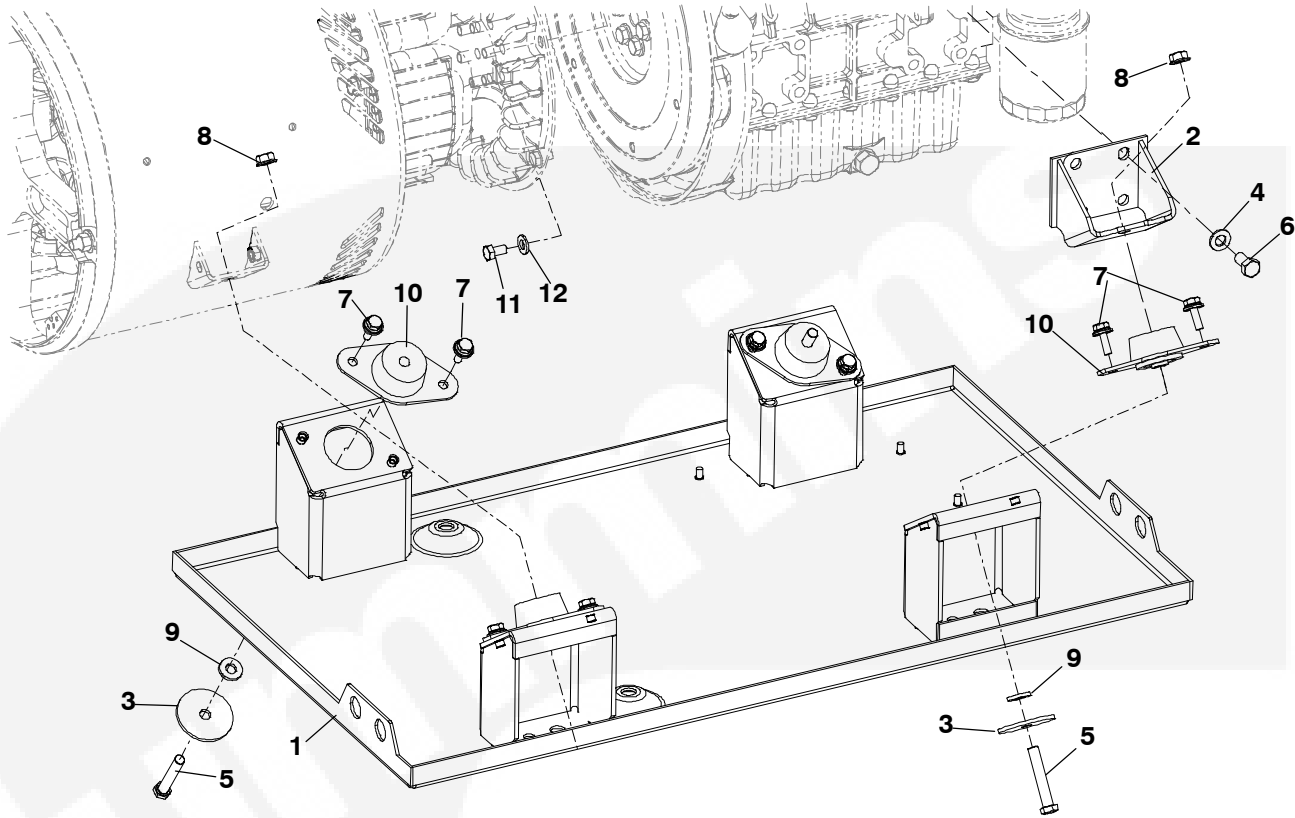


## Isolation Ground



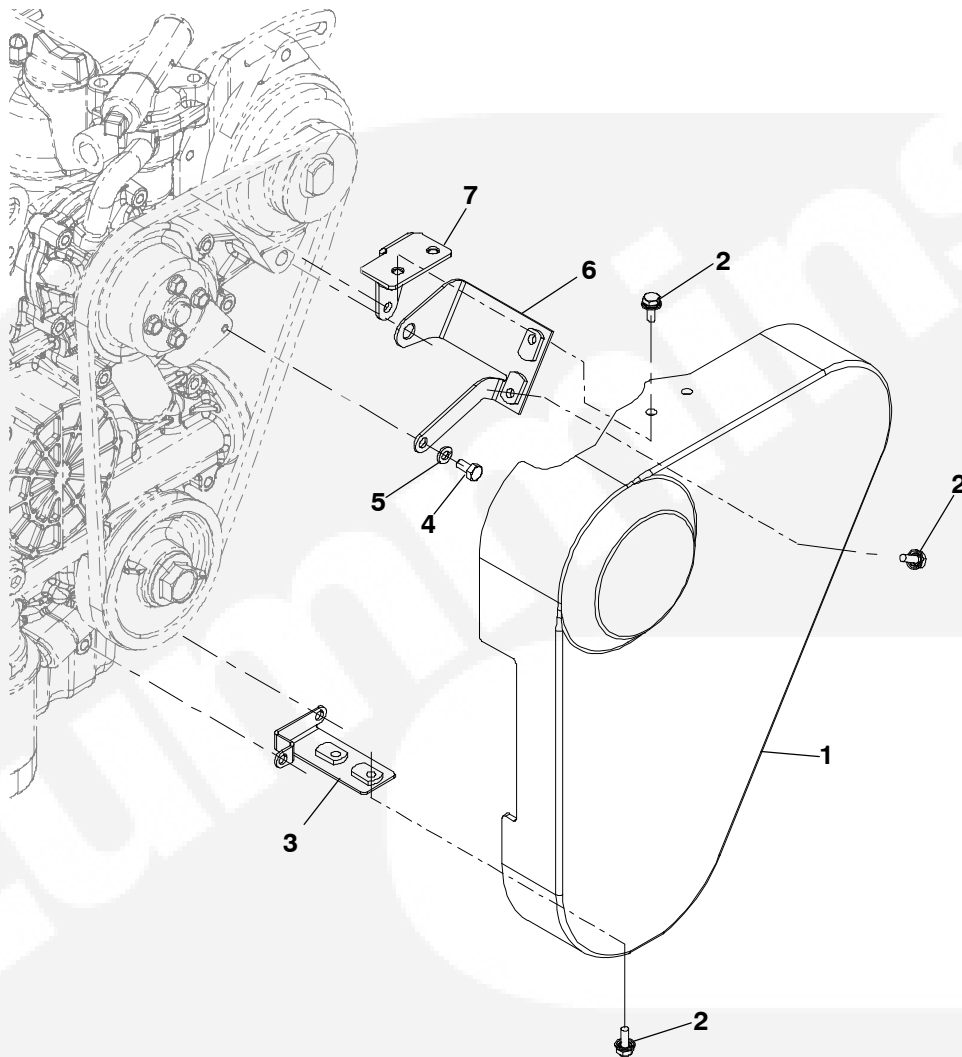
REF NO.	PART NO.	QTY. USED	PART DESCRIPTION	REF NO.	PART NO.	QTY. USED	PART DESCRIPTION
			Kit, Isolated Ground (Includes Screws, Sending Units and Harness)	9	338-4200-02	1	*Harness, Ground
				10	853-2010	1	Washer, ET Lock (5/16") 12 and 24 Volt Ground
	541-0823	1	12V	853-2010	2	12Volt Isolated Ground	
	541-0824	1	24V	11	337-3466-01	1	Strap, Bond
		1	Assy, Solenoid Bracket (Isolated Gnd Only Parts Included Marked *)	12	526-2120	2	Washer, ET Lock (5/16") 12 and 24 Volt Ground
1	333-0732-02	1	*Bracket, Solenoid	526-2120	1	12Volt Isolated Ground	
2	307-1617	1	*Relay, Solenoid (12V)	13	800-0026	1	Screw, Hex Head Cap (5/16-18 x 3/4")
3	526-0399-58	2	*Washer, Flat (M6)	14			Screw, Hex Head Cap (M10 x 1.25 x 20mm)
4	850-0114-53	2	*Washer, Split Lock (M6)		800-3030	1	12 and 24 Volt Ground
5	862-0026-54	2	*Nut, Hex (M6)		800-3030	3	12Volt Isolated Ground
6	870-0131	4	*Nut, ET Hex (#10-32) (12V)	15	338-4159	1	Harness, Isolated Ground
7	853-0016	2	*Washer, ET Lock (5/16")	16	184-0072	1	Plug, Square Head (1/8-28)
8	862-0026-30	4	*Nut, Hex (5/16-24)				

## Mounting Base



REF NO.	PART NO.	QTY. USED	PART DESCRIPTION	REF NO.	PART NO.	QTY. USED	PART DESCRIPTION
1	403-6666-02	1	Base, Mounting	7	821-6003-02	8	Screw, Hex Head Sems (M8 x 1.25 x 16mm)
2	403-6785-02	2	Mount, Engine	8	870-0550-09	4	Nut, Hex (3/8-16)
3	526-2340	4	Washer, Flat	9	526-0030	4	Washer, Flat
4	526-0399-62	8	Washer, Flat (M10)	10	402-0728	4	Isolator, Vibration
5	800-0573	4	Screw, Hex Head Cap (3/8-16 x 2.25")	11	800-2054	6	Screw, Hex Head Cap (M8 x 1.25 x 14mm)
6	800-3030	8	Screw, Hex Head Cap (M10 x 1.25 x 20mm)	12	526-0399-41	6	Washer, Flat

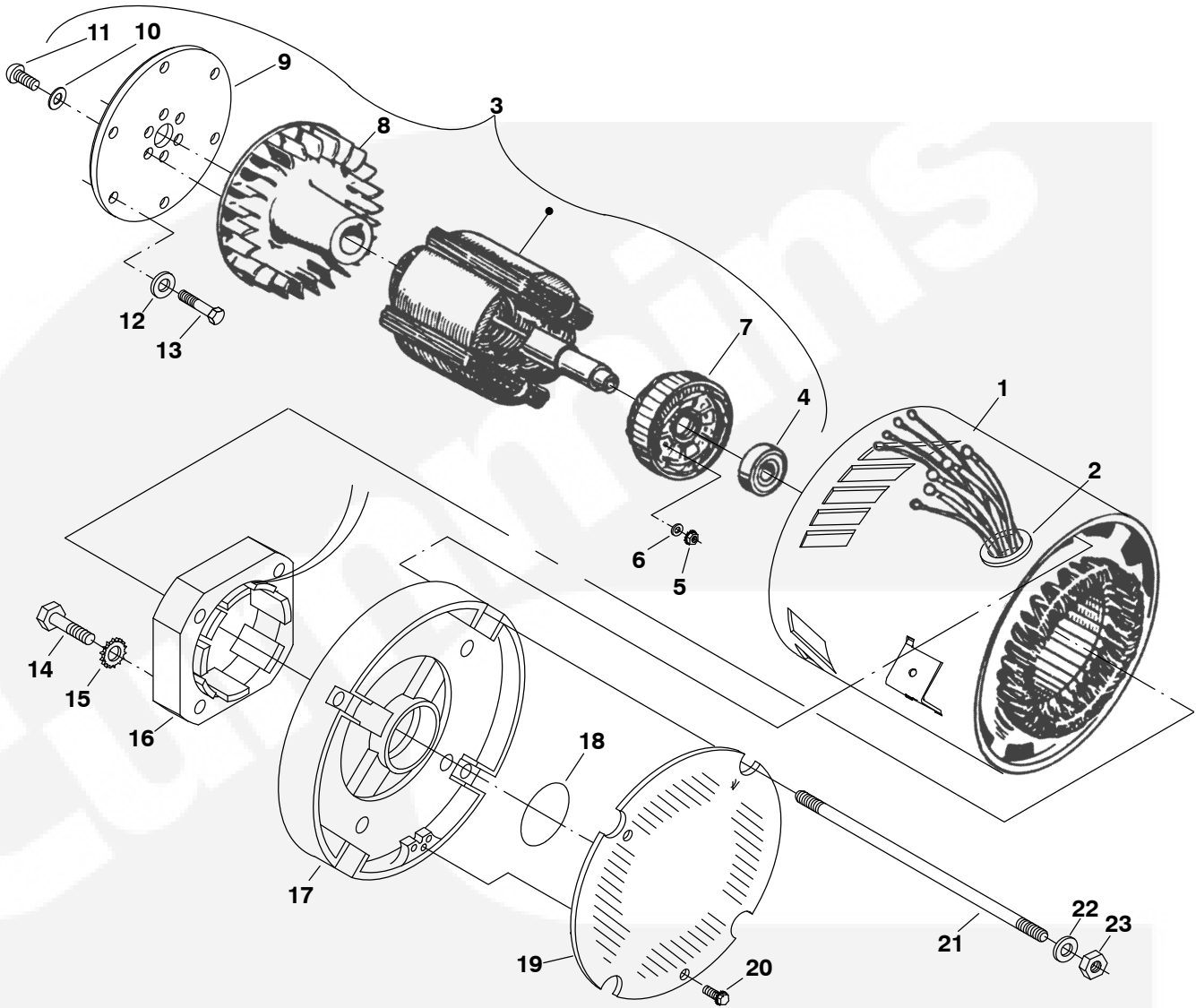
## Belt Guard



REF NO.	PART NO.	QTY. USED	PART DESCRIPTION	REF NO.	PART NO.	QTY. USED	PART DESCRIPTION
	541-0590	1	Kit, Belt Guard	4	800-3017-02	1	Screw, Hex Head Cap (M6 x 1 x 12mm)
1	130-4870	1	Guard, Belt	5	850-0114-53	1	Washer, Lock (M6)
2	821-6002-02	6	Screw, Hex Head Sems (M6 x 1 x 12mm)	6	130-4945-03	1	Bracket, Belt Guard Side
3	130-4869-03	1	Bracket, Belt Guard Bottom	7	130-4847-03	1	Bracket, Belt Guard Top



# Generator



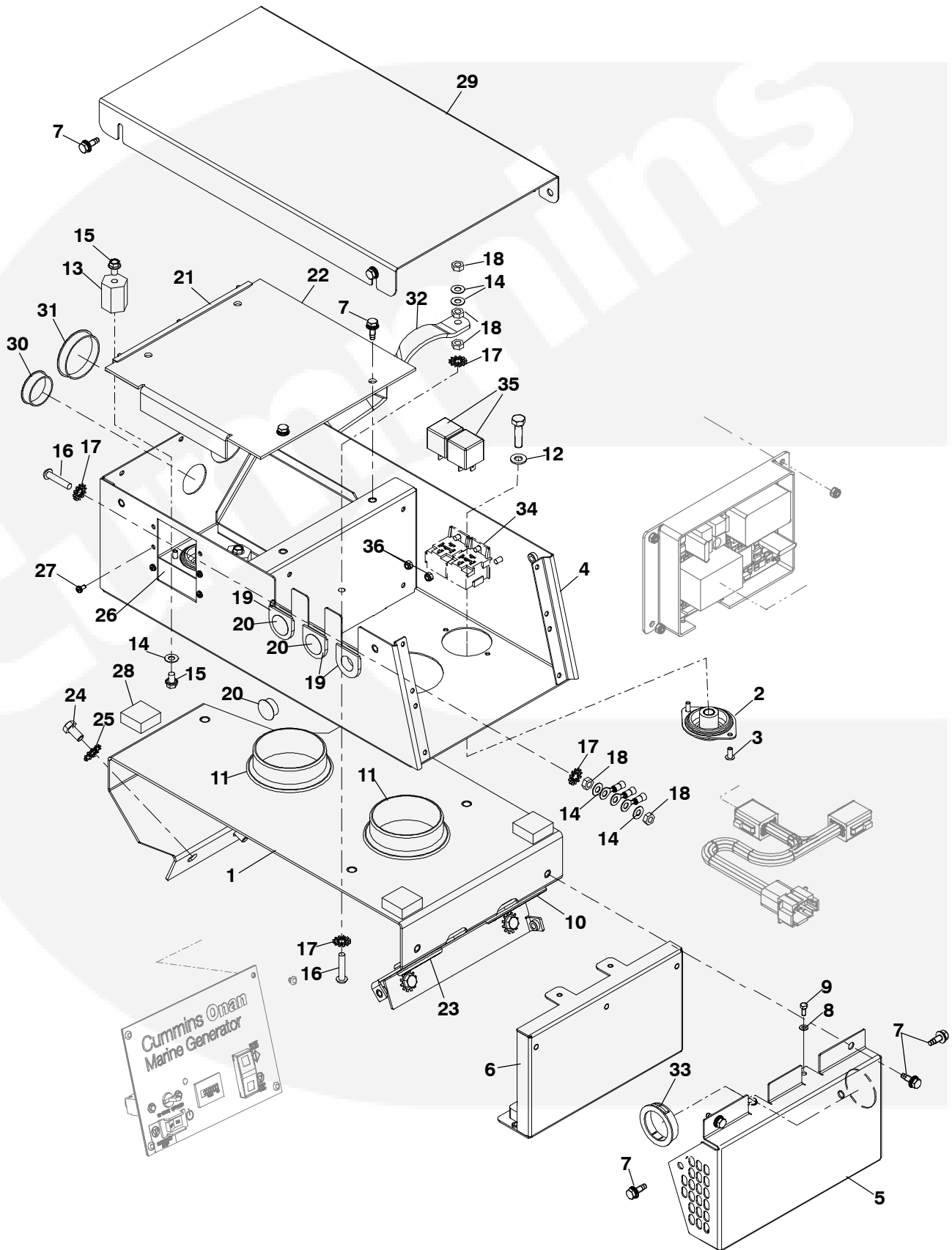
REF NO.	PART NO.	QTY. USED	PART DESCRIPTION	REF NO.	PART NO.	QTY. USED	PART DESCRIPTION
	200-3239-01	1	Assy, Generator	14	815-0935	4	Screw, Hex Head Thread Form (1/4")
1	220-4600-01	1	Stator, Generator (Includes Grommet)	15	853-0013	4	Washer, Lock ET (1/4")
2	508-0183	1	Grommet	16	220-4413-02	1	Stator, Exciter
3	201-3565-01	1	Rotor Assy, Generator (Includes Parts Marked *)	17	211-0435-01	1	Endbell
4	510-0112	1	*Bearing, Ball	18	509-0094	1	Seal, O'Ring
5	870-0131	2	*Nut, ET Hex (#10-32)	19	234-1068-03	1	Cover, Endbell
6	526-0399-11	2	*Washer, Flat (#10)	20	821-5000-05	3	Screw, ET Hex Head Thread Cutting (#10-32 x 1/2")
7	201-3515-02	1	*Rotor, Exciter	21	520-1002-06	4	Stud
8	205-0255	1	*Fan, Generator	22	526-0399-42	4	Washer, Flat (.375")
9	232-2826	1	*Disk, Rotor Drive	23	862-0041	4	Nut, Hex (3/8-16")
10	526-0399-42	2	*Washer, Flat (3/8")				
11	815-0917-04	6	*Screw, Button Head Torx (3/8-16 x 1")				
12	526-0399-41	6	Washer, Flat (.312)				
13	800-2054	6	Screw, Hex Head Cap (M8 x 1.25 x 14mm)				

\* - Parts Included in Rotor Assy.

“Blank Page”




# Control Box



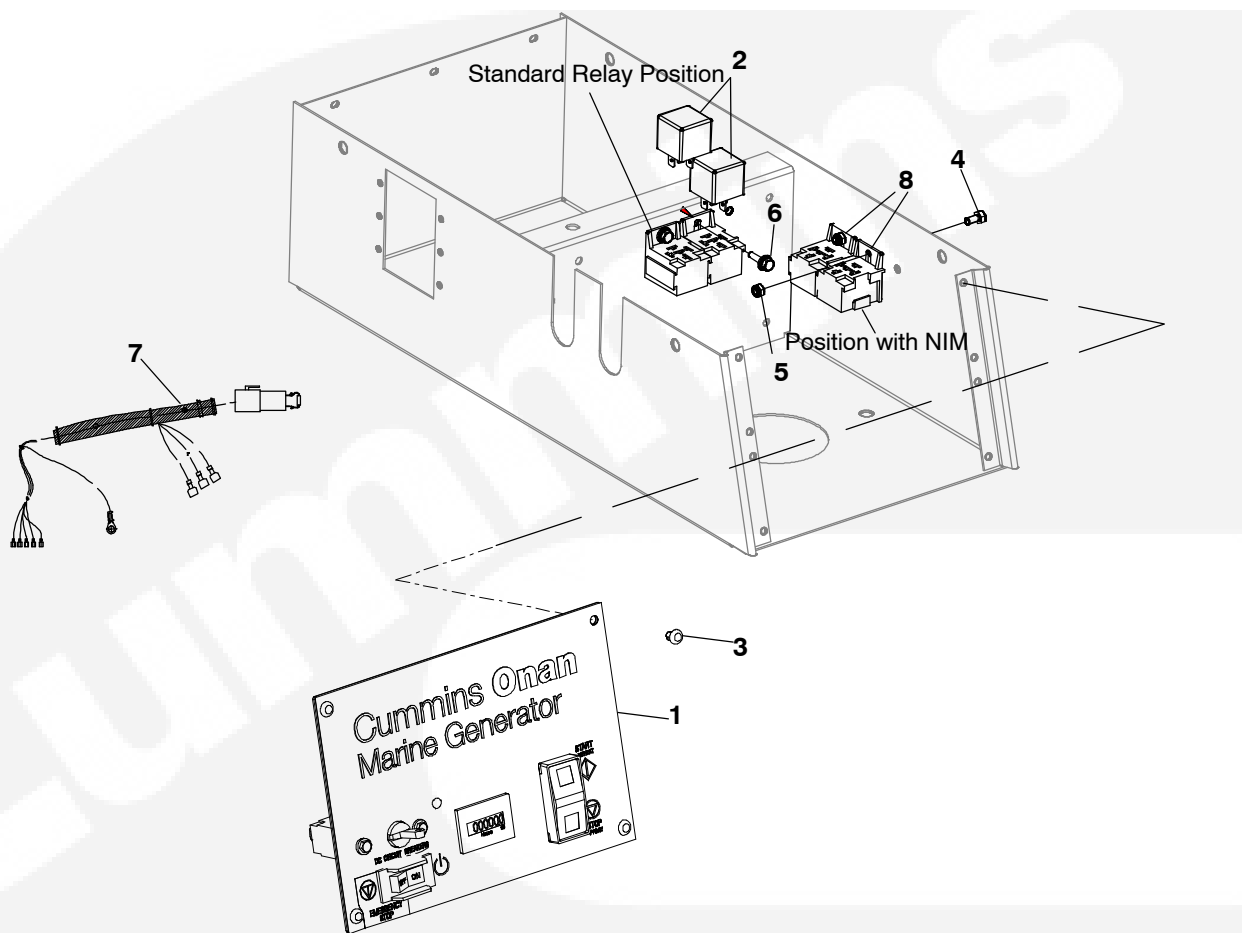


## Control Box

REF NO.	PART NO.	QTY. USED	PART DESCRIPTION	REF NO.	PART NO.	QTY. USED	PART DESCRIPTION
1	319-6795-03	1	Saddle, Control Box	17	856-0006	5	Washer, ET Locking (1/4")
2	402-0681	3	Isolator, Vibration	18	871-0016	5	Nut, Hex (.25-20UNC)
3	818-0231-02	6	Rivet, Pop	19	508-1105	3	Grommet, Remote
4	319-6792-03	1	Box, Control	20	517-0136	3	Plug, Hole
5	319-6793-03	1	Cover, Control	21	332-3750	1	Guide, Card
6	300-6396	1	PBC, Control	22	319-4738	1	Cover, Box
7	800-6395-01	10	Screw, Hex Head Sems (M6 x 1.0 x 16mm)	23	508-1126	1	Grommet
				24	815-0236	4	Screw, Hex Head Thread (5/16-18 x 5/8")
8	526-2050	4	Washer, Flat (M4)	25	856-0008	4	Washer, ETIT Locking (5/16")
9	800-3042	4	Screw, Hex Head Cap (M4 x 0.7 x 10mm)	26	320-1813-02	1	Plate, Cover
10	508-0115	1	Grommet, Rubber	27	815-0550-03	4	Screw, XREC Pan Head (#6-32 x .375)
11	508-1152	2	Grommet, Rubber	28	508-1192	3	Bumper
12	526-2100	3	Washer, Flat (M8)	29	319-6794-03	1	Cover, Control
13			Standoff, Insulator	30	517-0138-05	1	Plug, Hole
	332-2370	2	Neg Ground	31	517-0138-08	1	Plug, Hole
	332-2370	3	ISO Ground	32	337-2795	1	Strap, Bond
14			Washer, Flat (6.75ID x 14.30 x .8mm)	33	508-1290	4	Bushing (Nylon)
	526-0052	6	Neg Ground	34	323-1563	1	Contact, Relay (5 Pin)
	526-0052	8	ISO Ground	35			Relay, SPDT
15			Screw, Lock Head (1/4-20UMC x3/8)		307-2767	2	12V
					307-2819	2	24V
	821-0009	4	Neg Ground	36	870-2062	2	Nut, Nylon Locking (M5)
	821-0009	6	ISO Ground				
16	810-0155	2	Screw, Round Head (1/4-20UMC x3/8)				

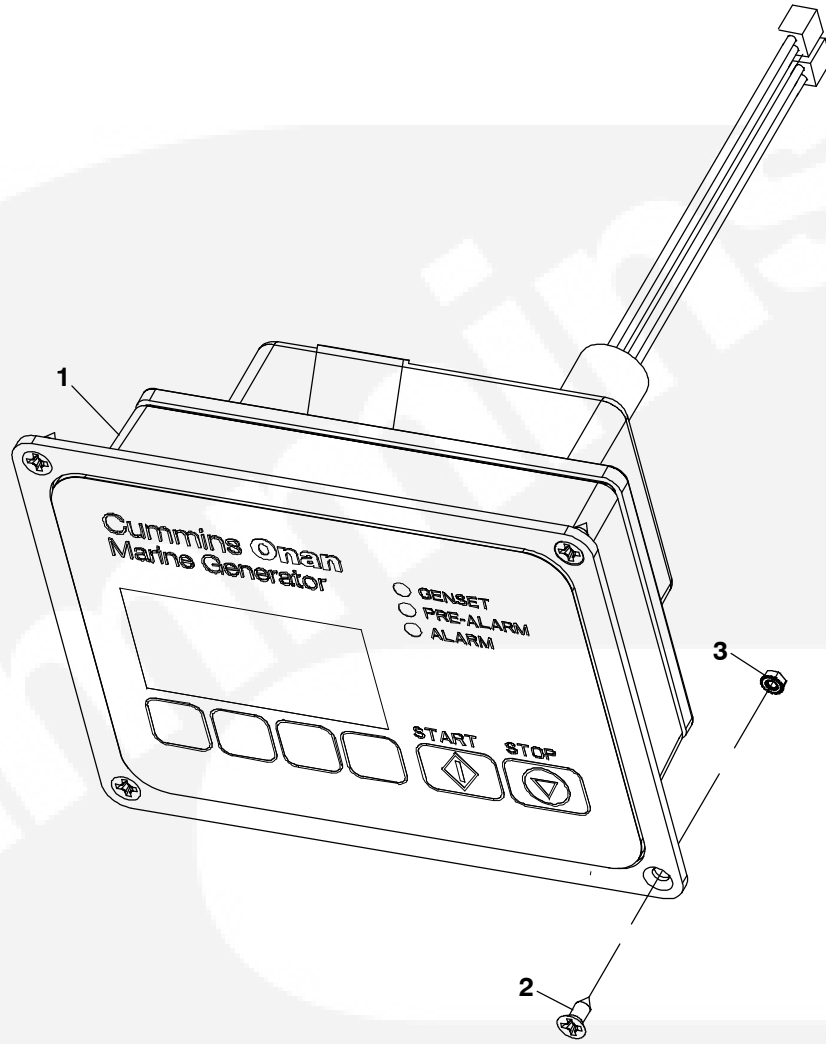


## Control Panel Components



REF NO.	PART NO.	QTY. USED	PART DESCRIPTION	REF NO.	PART NO.	QTY. USED	PART DESCRIPTION
1			Assy Panel, Engine (See Control Panel for Parts)	6	821-6001-03	4	Screw, Hex Head Sems (M5 x .8 x 16mm) (eSDD Non NIM Mounting)
	300-6362-01	1	12V	7			Harness, Control
	300-6362-02	1	24V		338-4414	1	NIM Mounting
2			Relay, SPDT		338-4213	1	Non-NIM Mounting
	307-2767	2	12V	8	-	2	Socket, Relay (See Control Harness)
	307-2819	2	24V	9			Breakers, Circuit (Not Shown)
3	818-1150-03	8	Rivet, Drive Plastic (eSDD)		320-1689-06	1	40Amp
4	800-6002	2	Screw, Hex Head Cap (M5 x .8 x 10mm) (NIM Mounting)		320-1690-12	1	75Amp
5	870-2062	2	Nut, Nylon Lock (M5) (NIM Mounting)				

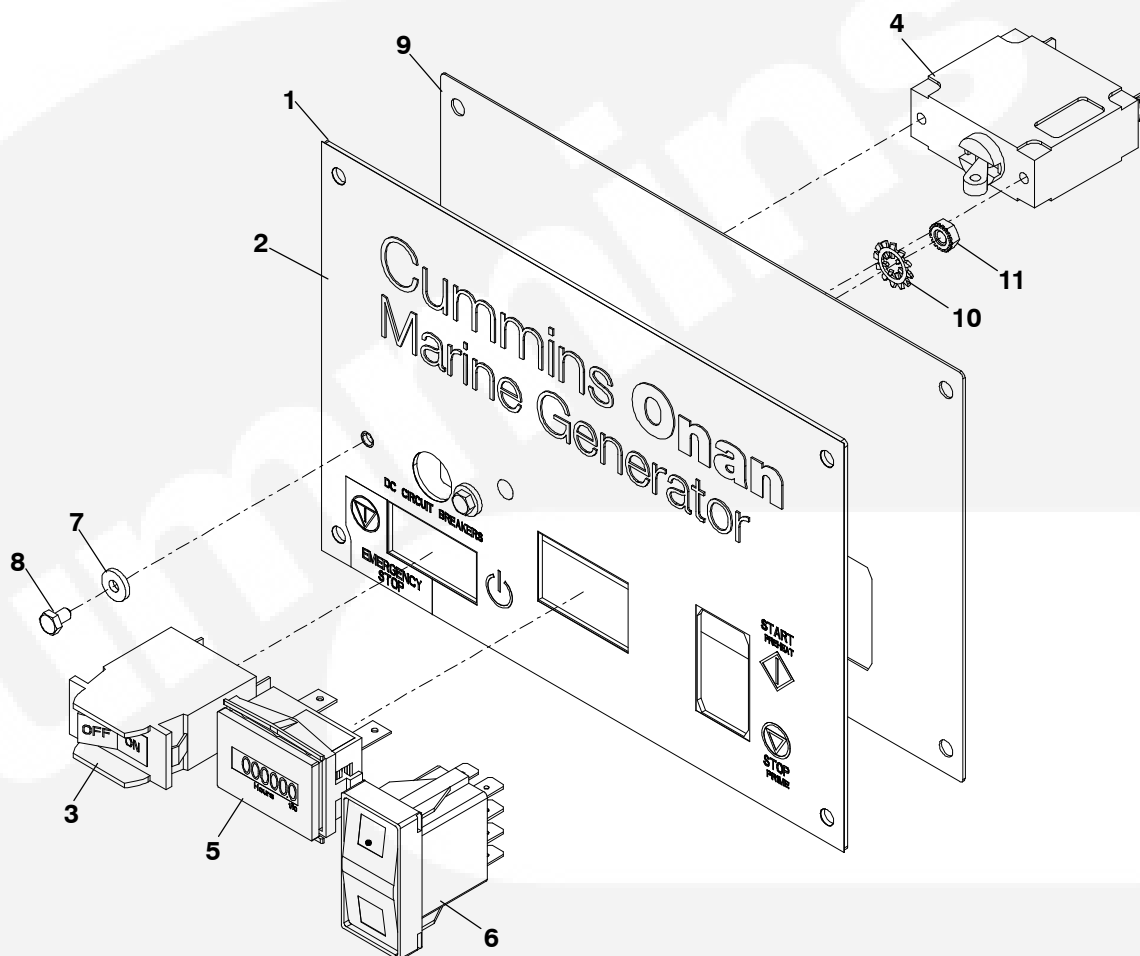
## Control Panel Components



REF NO.	PART NO.	QTY. USED	PART DESCRIPTION	REF NO.	PART NO.	QTY. USED	PART DESCRIPTION
	541-1130	1	Kit, Control (Includes Instructions)	3	860-2028	4	Nut, Hex (6-32 Low Proof Lock)
1	300-6393	1	Assy Control	* - All Parts Included in Control Kit.			
2	814-2152-01	4	Screw, Flat Head Xrec				



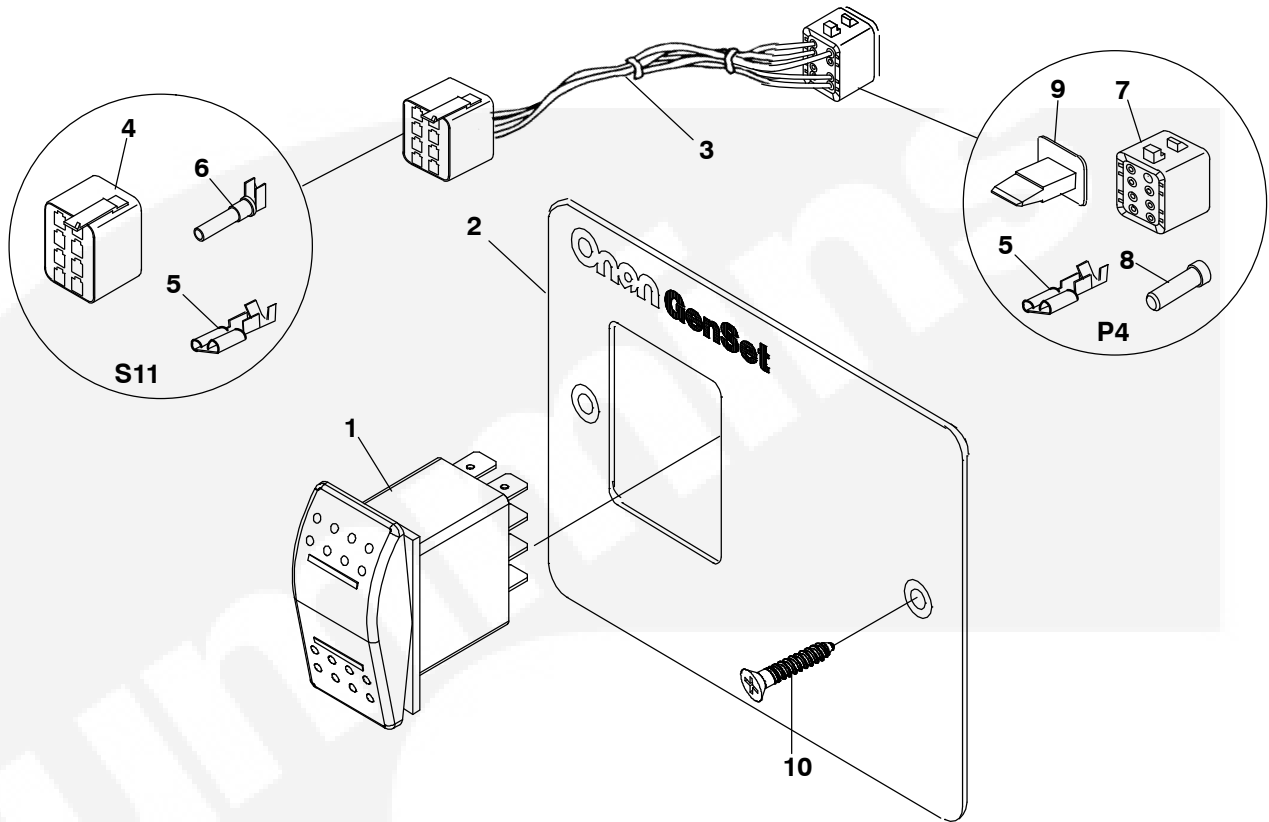
## Control Panel)



REF NO.	PART NO.	QTY. USED	PART DESCRIPTION	REF NO.	PART NO.	QTY. USED	PART DESCRIPTION
			Assy Panel, Engine (All Parts Included)	7	526-0399-05	2	Washer, Flat DAC IN
	300-6362-01	1	12V	8	800-0309-10	2	Screw, Hex Head Machine (6-32 x 1/4")
	300-6362-02	1	24V	9	319-6873	1	Panel, Control Box (GND)
1	319-6871-02	1	Panel, Control Box	10	853-0003	1	Washer, EIT Lock (#10)
2	98-8713	1	Label, Control	11	870-0131	1	Nut, Sems EIT
3	320-2361	1	Circuit, Breaker				
4	320-2362	1	Circuit, Breaker				
5	302-2048	1	Meter, Hour				
6			Switch, Rocker SPDT				
	308-1219	1	24VDC				
	308-1218	1	12VDC				

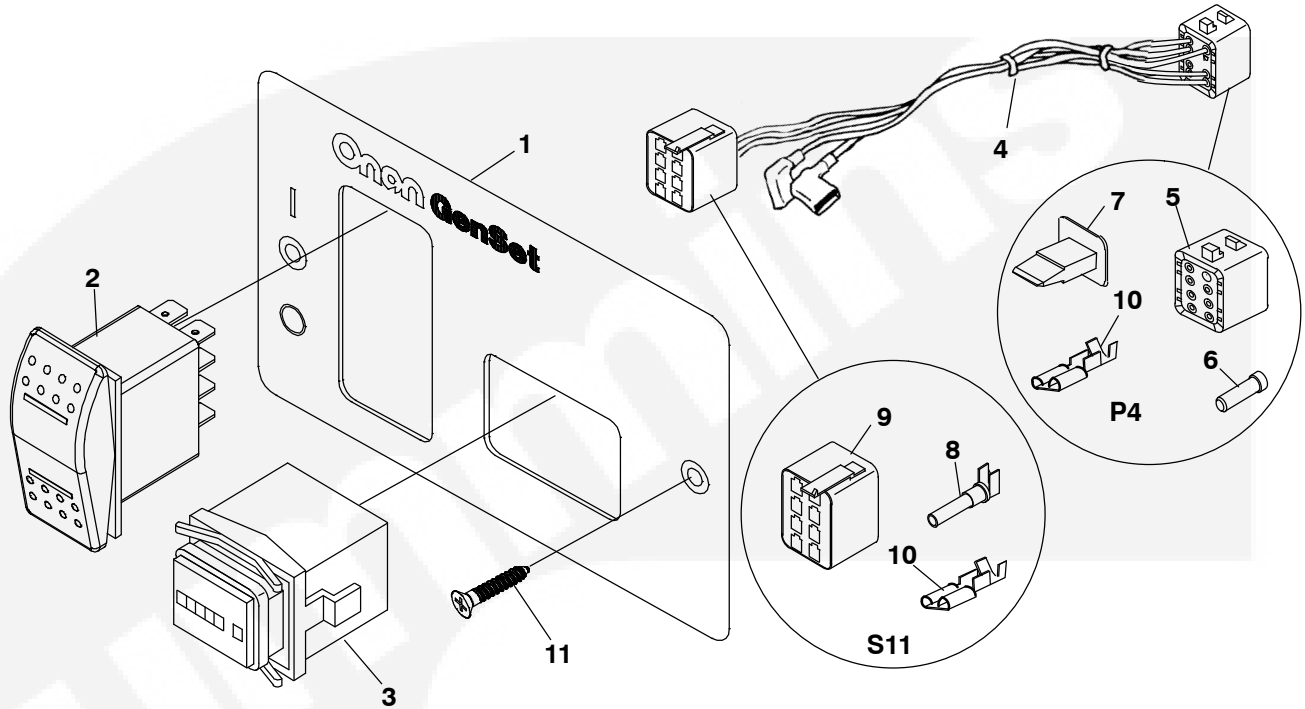
\* - See Control Box for Location.

## Remote Control Panel



REF NO.	PART NO.	QTY. USED	PART DESCRIPTION	REF NO.	PART NO.	QTY. USED	PART DESCRIPTION
			Kit, Remote Switch Harness (Includes Parts Marked +)	4	308-1019	1	*Connector, Switch (S11)
	541-0941-01	1	12V	5	332-2890	6	*Terminal, Receptacle (.25")
	541-0941-02	1	24V	6	323-1492	6	*Terminal, Socket
			Kit, Panel Remote (Includes Parts Marked #)	7	323-1541	1	*Plug, (8 Pin)
	300-5725-01	1	12V	8	323-1491	3	*Plug, Seal
	300-5725-02	1	24V	9	323-1543	1	*Wedge, Plug (8 Pin)
1			## Switch, Rocker (S11)	10	815-0910	2	#Screw, Wood (#6 x 1)
	308-1101	1	12V	11	98-8092	1	+Label, Instructions
	308-1102	1	24V	12	98-8081	1	##Label, Warning
2	319-6990	1	#Panel, Remote (Includes Printing)				# - Parts Included in Remote Panel.
3	338-3988	1	##Harness, Remote Panel (Includes Parts Marked *)				+ - Parts Included in Remote Switch Harness. Instructions included in Kits only.

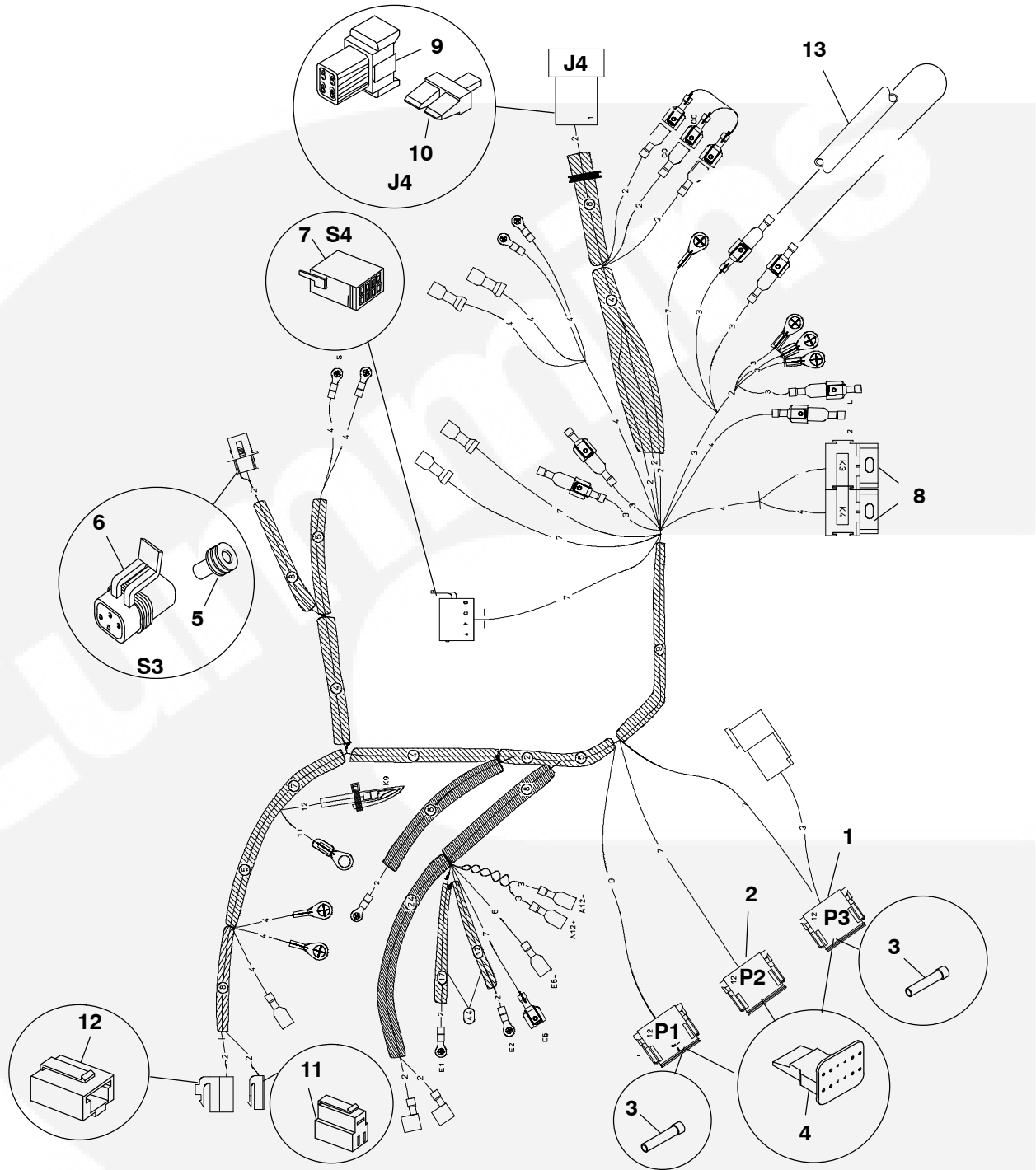
## Remote Switch Panel w/Hour Meter



REF NO.	PART NO.	QTY. USED	PART DESCRIPTION	REF NO.	PART NO.	QTY. USED	PART DESCRIPTION
			Kit, Panel, Remote (Includes Instructions)	5	323-1541	1	*Plug (8 Pin) (P4)
	300-5727-01	1	12V	6	323-1591	2	*Plug, Seal
	300-5727-02	1	24V	7	323-1543	1	*Wedge, Plug (8 Pin)
1	319-6992	1	Panel, Remote Printed	8	323-1492	6	*Pin, Contact
2	308-1101	1	Switch, Rocker (S11)	9	308-1019	1	*Connector, Switch (S11)
	308-1102	1	12V	10	332-2890	6	*Terminal, Receptacle (.25")
3	302-2048	1	24V	11	815-0910	2	Screw, Wood (#6 x 1)
4	338-3990	1	Meter, Hour (M11)	12	98-8081	1	Label, Panel (Remote)
			Harness, Remote Panel (Includes Parts Marked *)				

\* - Parts Included in Remote Panel Wiring Harness.

## Control Harness

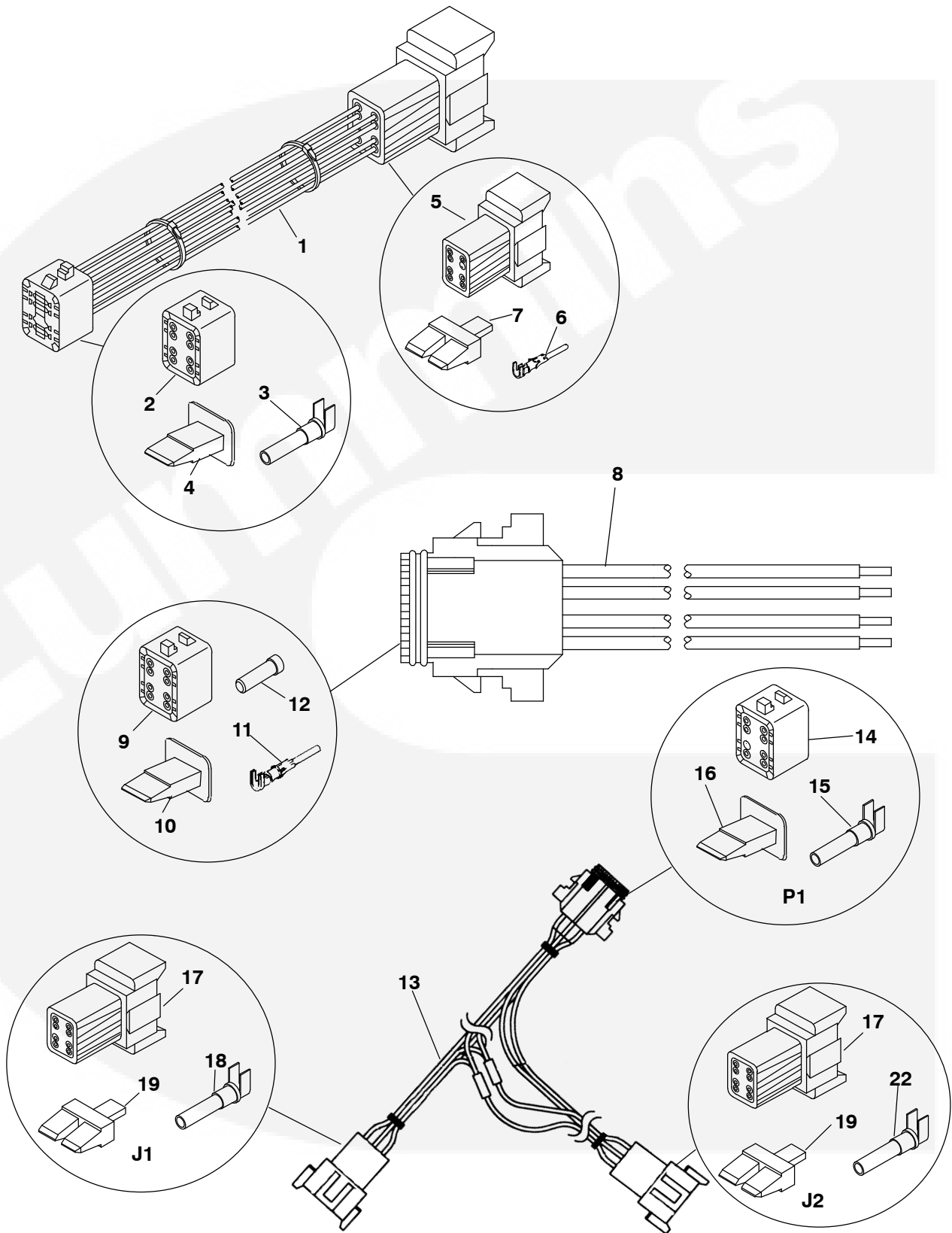


REF NO.	PART NO.	QTY. USED	PART DESCRIPTION	REF NO.	PART NO.	QTY. USED	PART DESCRIPTION
---------	----------	-----------	------------------	---------	----------	-----------	------------------

	338-4953	1	Harness, Control
1	323-1582-05	1	Plug (12 Pin, Gray P2)
2	323-1582-07	1	Plug (12 Pin, Green P3)
3	323-1591	AR	Plug (P1, P3)
4	323-1583	3	Plug, Wedge 12 Pin
5	323-1708	AR	Seal, Cable(S3)
6	323-1765	1	Connector, Housing 4 Pin (S3)

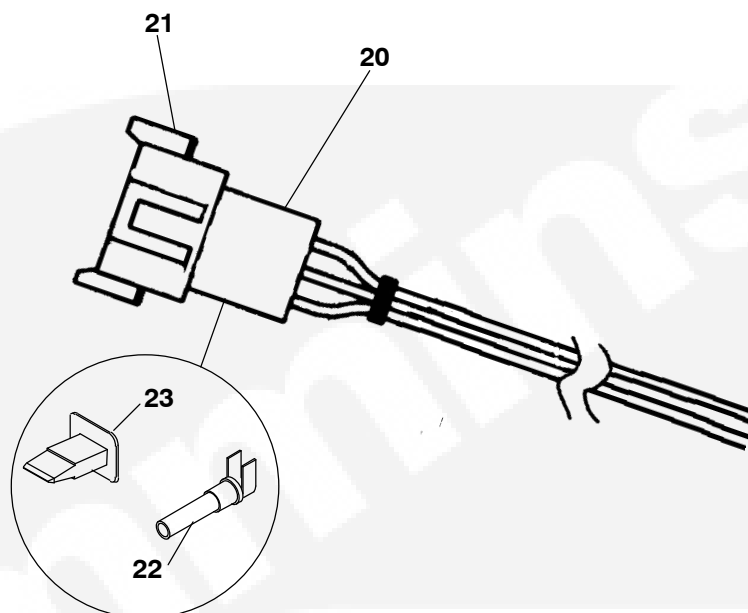
7	308-1019	1	Switch, Connector (S4)
8	323-1563	1	Socket, Relay
9	323-1542	1	Connector, Receptacle 8 Pin
10	323-1544	1	Receptacle, Wedge(J4)
11	323-1791	1	Connector, Plus 1 Pos
12	323-1792	1	Connector, Plus 3 Pos
13	A047S203	1	Sleeve (9MDKDK) (Optional)

# Wiring Harness





## Wiring Harness



REF NO.	PART NO.	QTY. USED	PART DESCRIPTION	REF NO.	PART NO.	QTY. USED	PART DESCRIPTION
1			Harness, Remote Extension (Includes Parts Marked #)	14	323-1541	1	±°Plug, Connector (8 Pin)
	338-3167	1	15 feet	15	323-1492	AR	±°Terminal, Socket
	338-3168	1	25 feet	16	323-1543	1	±°Wedge, Plug (8 Pin)
	338-3169	1	45 feet	17	323-1542	2	+Connector, Receptacle (8 Pin)
	338-3169-01	1	75 feet	18	323-1491	AR	@Terminal, Pin
	338-3169-02	1	100 feet	19	323-1544	2	+Wedge, Lock, Receptacle (8 Pin)
	338-3169-03	1	150 feet				
2	323-1541	1	#Plug (8 Pin)	20	338-4017	1	Harness, Pigtail (Includes Parts Marked @)
3	323-1492	8	#Terminal, Socket	21	323-1542	1	@Connector, Receptacle (8 Pin)
4	323-1543	1	#Wedge, Plug (8 Pin)	22	323-1491	AR	+Terminal, Pin
5	323-1542	1	#Receptacle, (8 Pin)	23	323-1544	2	@Wedge, Lock (8 Pin)
6	323-1491	8	#Terminal, Pin				
7	323-1544	1	#Wedge, Receptacle (8 Pin)				
8	338-4223	1	Harness, Remote Panel				
9	323-1541	1	Plug (8 Pin)				
10	323-1543	1	Wedge, Plug (8Pin)				
11	323-1492	AR	Terminal, Socket				
12	323-1591	AR	Plug, Seal				
13	338-4016	1	Harness, Junction (Includes Parts Marked +)				

# - Parts Included in Remote Extension Harness.  
 \* - Parts Included in Custom Pigtail Harness.  
 ° - Parts Included in Adapter Harness.  
 .+ - Parts Included in Junction Harness.  
 .@ - Parts Included in Pigtail Harness.

## Labels, Gasket, Kits

REF NO.	PART NO.	QTY. USED	PART DESCRIPTION	REF NO.	PART NO.	QTY. USED	PART DESCRIPTION
98-8715		2	Label, Logo (Cummins C)	185-5478		1	Gasket, Oil Pan
98-8717		1	Label, Logo (Cummins Onan C)	185-5641		4	Gasket, Delivery Valve
98-7476		1	Label, Fuel (Attachment)	185-5643		4	Seal, O'Ring
A052V616		1	Label, Information (Included on Sheet only Marked *)	185-5646		8	Seal, O'Ring Gasket, Cylinder Head
98-8603		1	*Label, Information	185-5661		2	Gasket
98-8688		1	*Label, Information	185-5663		1	Gasket
98-8599		1	*Label, Warning	185-5691		1	Seal, O'Ring
98-8594		1	*Label, Warning	185-5743		1	Seal, O'Ring
98-8590		1	*Label, Danger	185-5869		2	Seal, O'Ring
98-8567		1	*Label, Warning (Coolant)	185-6004		1	Gasket, Thermostat
98-8597		1	*Label, Information(Ground)	185-6494		1	Seal, Oil
100-3478-02		1	Kit, Cruise Includes All Items Marked +	185-6498		2	Gasket, Valve Cover
130-4434		2	+Pencil, Zinc	185-6510		1	Seal, Oil
541-1519		2	+Kit, Impeller	185-6511		1	Gasket, Bearing Case Cover
A026K278		2	+Filter, Fuel	185-6545		1	Seal, O'Ring
185-6934		1	+Belt	185-6579		1	Gasket, Pump Cover
185-5835		2	+Filter, Oil	185-6580		1	Gasket, Fuel Pump
417-0223		1	Box, Cruise Kits	185-6603		1	Gasket, Shaft Cover
185-2095		1	Seal, O'Ring	185-6701		1	Gasket, Intake Manifold
185-2284		5	Seal, O'Ring	185-6853		1	Gasket, Exhaust
185-2291		4	Gasket	185-6854		2	Gasket, Exhaust Manifold
185-2338		1	Seal, O'Ring	185-6863		1	Gasket, Gearcase
185-2349		2	Gasket, Oil Fill Plug	185-6869		1	Gasket, Bearing Case
185-2461		1	Seal, Oil	185-6894		1	Gasket, Control Plate
185-3078		1	Seal, O'Ring	185-6922		11	Gasket, Water Flange
185-3080		2	Seal, O'Ring	185-7299		1	Gasket, Water Pump
185-5337		4	Gasket, Nozzle Holder				

## Numerical Index

<u>Part No.</u>	<u>Page</u>	<u>Part No.</u>	<u>Page</u>	<u>Part No.</u>	<u>Page</u>	<u>Part No.</u>	<u>Page</u>
098-7476,	<b>65</b>	130-4739-03,	<b>37</b>	149-2045,	<b>35</b>	185-2095,	<b>6 , 21 , 65</b>
098-8081,	<b>60 , 61</b>	130-4740-02,	<b>37</b>	149-2046,	<b>35</b>	185-2115,	<b>6</b>
098-8092,	<b>60</b>	130-4830,	<b>39 , 45</b>	149-2047,	<b>35</b>	185-2124,	<b>27</b>
098-8567,	<b>65</b>	130-4847-03,	<b>52</b>	149-2073,	<b>34</b>	185-2170,	<b>10</b>
098-8590,	<b>65</b>	130-4869-03,	<b>52</b>	149-2634-01,	<b>32</b>	185-2178,	<b>10</b>
098-8594,	<b>65</b>	130-4870,	<b>52</b>	149-2646,	<b>32</b>	185-2179,	<b>24</b>
098-8597,	<b>65</b>	130-4945-03,	<b>52</b>	149-2795,	<b>32</b>	185-2184,	<b>24</b>
098-8599,	<b>65</b>	130-5169,	<b>37</b>	149-2830-03,	<b>32</b>	185-2188,	<b>6 , 21</b>
098-8603,	<b>65</b>	130-5170,	<b>37</b>	154-3020-S1,	<b>48</b>	185-2233,	<b>6</b>
098-8688,	<b>65</b>	130-5176,	<b>37</b>	154-3269,	<b>48</b>	185-2284,	<b>6 , 22 , 65</b>
098-8715,	<b>65</b>	130-5387-01,	<b>39</b>	155-1002,	<b>33</b>	185-2291,	<b>26 , 65</b>
098-8717,	<b>65</b>	130-6526,	<b>40</b>	155-2029,	<b>33</b>	185-2338,	<b>6 , 65</b>
100-3478-02,	<b>65</b>	130-7489-02,	<b>37</b>	155-2030,	<b>33</b>	185-2345,	<b>22</b>
102-1485,	<b>43</b>	132-0360,	<b>40</b>	155-2666-01,	<b>48</b>	185-2349,	<b>65</b>
103-0858,	<b>27</b>	132-0361,	<b>40</b>	155-3146,	<b>48</b>	185-2384,	<b>26</b>
104-2118,	<b>13</b>	132-0363,	<b>40</b>	155-3216,	<b>33</b>	185-2385,	<b>22</b>
104-2119,	<b>13</b>	132-0364,	<b>40</b>	155-3217,	<b>33</b>	185-2386,	<b>14 , 17</b>
104-2120,	<b>13</b>	132-0365,	<b>40</b>	155-3261-02,	<b>48</b>	185-2388,	<b>9 , 15 , 16 , 30</b>
104-2121,	<b>13</b>	132-0366,	<b>40</b>	181-9000,	<b>27</b>	185-2389,	<b>14 , 25 , 29 , 44 , 45</b>
104-2156,	<b>10</b>	132-0367,	<b>40</b>	181-9007,	<b>28</b>	185-2390,	<b>13</b>
104-2157,	<b>13</b>	132-0368,	<b>40</b>	181-9008,	<b>30</b>	185-2391,	<b>13</b>
110-3827,	<b>24</b>	132-0369,	<b>40</b>	181-9013,	<b>18 , 27</b>	185-2403,	<b>6</b>
110-4021,	<b>24</b>	132-0370,	<b>40</b>	181-9044,	<b>8</b>	185-2411,	<b>21</b>
110-4022,	<b>24</b>	132-0372,	<b>40</b>	181-9101,	<b>7</b>	185-2412,	<b>6</b>
110-4083,	<b>6</b>	132-0374,	<b>40</b>	181-9102,	<b>7</b>	185-2413,	<b>21</b>
110-4092,	<b>21</b>	132-0375,	<b>40</b>	181-9108,	<b>28</b>	185-2413,	<b>21</b>
112-0319,	<b>7</b>	132-0459,	<b>38 , 39 , 40</b>	181-9121,	<b>6</b>	185-2461,	<b>65</b>
112-0320,	<b>7</b>	134-5384,	<b>26</b>	181-9122,	<b>15</b>	185-2563,	<b>44</b>
114-0430,	<b>7</b>	140-2898,	<b>45</b>	181-9123,	<b>15</b>	185-2564,	<b>10</b>
115-0541,	<b>9</b>	140-3078-01,	<b>45</b>	181-9124,	<b>13</b>	185-2565,	<b>25</b>
120-1386,	<b>6</b>	147-0974,	<b>23</b>	181-9125,	<b>27</b>	185-2572,	<b>6 , 29</b>
122-0932,	<b>44</b>	147-0978,	<b>22</b>	181-9149,	<b>17</b>	185-2578,	<b>19</b>
123-2264,	<b>26</b>	149-1908-05,	<b>34 , 35</b>	181-9152,	<b>17</b>	185-2658,	<b>11</b>
130-3571,	<b>42</b>	149-1914-01,	<b>35</b>	181-9222,	<b>21</b>	185-3078,	<b>65</b>
130-3572,	<b>42</b>	149-1949,	<b>35</b>	184-0071,	<b>36</b>	185-3080,	<b>65</b>
130-3574,	<b>42</b>	149-1952,	<b>35</b>	184-0072,	<b>50</b>	185-3093,	<b>14</b>
130-3721,	<b>48</b>	149-1953,	<b>35</b>	185-2076,	<b>24</b>	185-4255,	<b>16</b>
130-4434,	<b>37 , 65</b>	149-2041-03,	<b>34</b>	185-2080,	<b>24</b>	185-5337,	<b>22 , 23 , 65</b>

## Numerical Index

<u>Part No.</u>	<u>Page</u>	<u>Part No.</u>	<u>Page</u>	<u>Part No.</u>	<u>Page</u>	<u>Part No.</u>	<u>Page</u>
185-5445,	<b>29 , 30</b>	185-5742,	<b>27</b>	185-6468,	<b>6</b>	185-6538,	<b>7</b>
185-5478,	<b>65</b>	185-5743,	<b>27 , 65</b>	185-6469,	<b>6</b>	185-6540,	<b>8</b>
185-5484,	<b>6</b>	185-5744,	<b>27</b>	185-6471,	<b>6</b>	185-6541,	<b>8</b>
185-5486,	<b>6</b>	185-5771,	<b>31</b>	185-6472,	<b>6</b>	185-6542,	<b>8</b>
185-5487,	<b>6</b>	185-5783,	<b>31</b>	185-6476,	<b>21</b>	185-6543,	<b>8</b>
185-5490,	<b>6</b>	185-5784,	<b>31</b>	185-6477,	<b>21</b>	185-6544,	<b>8</b>
185-5495,	<b>43</b>	185-5798,	<b>18</b>	185-6479,	<b>21</b>	185-6545,	<b>65</b>
185-5502,	<b>6</b>	185-5823,	<b>19</b>	185-6481,	<b>27</b>	185-6546,	<b>8</b>
185-5558,	<b>9</b>	185-5833,	<b>27</b>	185-6482,	<b>27</b>	185-6547,	<b>8</b>
185-5560,	<b>9</b>	185-5835,	<b>27 , 65</b>	185-6483,	<b>27</b>	185-6548,	<b>8</b>
185-5612,	<b>22</b>	185-5843,	<b>6</b>	185-6484,	<b>27</b>	185-6549,	<b>8 , 13</b>
185-5615,	<b>22</b>	185-5845,	<b>6</b>	185-6485,	<b>27</b>	185-6550,	<b>8 , 13</b>
185-5623,	<b>19</b>	185-5862,	<b>21</b>	185-6486,	<b>27</b>	185-6551,	<b>8 , 13</b>
185-5624,	<b>19</b>	185-5869,	<b>65</b>	185-6487,	<b>27</b>	185-6552,	<b>8</b>
185-5625,	<b>19</b>	185-5924,	<b>8</b>	185-6489,	<b>27</b>	185-6553,	<b>8</b>
185-5639,	<b>20</b>	185-5938,	<b>8</b>	185-6490,	<b>27</b>	185-6554,	<b>8</b>
185-5640,	<b>20</b>	185-5941,	<b>8</b>	185-6491,	<b>27</b>	185-6556,	<b>8</b>
185-5641,	<b>20 , 65</b>	185-5942,	<b>8</b>	185-6492,	<b>27</b>	185-6558,	<b>14</b>
185-5643,	<b>20 , 65</b>	185-5943,	<b>8</b>	185-6494,	<b>65</b>	185-6560,	<b>14 , 15</b>
185-5644,	<b>20</b>	185-5959,	<b>14 , 15</b>	185-6498,	<b>65</b>	185-6561,	<b>14 , 15</b>
185-5645,	<b>20</b>	185-5960,	<b>14 , 15</b>	185-6499,	<b>45</b>	185-6562,	<b>14 , 15</b>
185-5646,	<b>20 , 65</b>	185-5985,	<b>22 , 23</b>	185-6507,	<b>13</b>	185-6565,	<b>14 , 15</b>
185-5647,	<b>20</b>	185-6004,	<b>25 , 65</b>	185-6510,	<b>65</b>	185-6566,	<b>14 , 15</b>
185-5649,	<b>20</b>	185-6005,	<b>25</b>	185-6511,	<b>13 , 65</b>	185-6567,	<b>14 , 15</b>
185-5650,	<b>20</b>	185-6039,	<b>6</b>	185-6513,	<b>13</b>	185-6568,	<b>14 , 15</b>
185-5652,	<b>20</b>	185-6040,	<b>6</b>	185-6517,	<b>9</b>	185-6569,	<b>14 , 15</b>
185-5653,	<b>20</b>	185-6103,	<b>26</b>	185-6519,	<b>9</b>	185-6570,	<b>14 , 15</b>
185-5654,	<b>20</b>	185-6121,	<b>6</b>	185-6520,	<b>9</b>	185-6571,	<b>14 , 15</b>
185-5655,	<b>20</b>	185-6163,	<b>17</b>	185-6521,	<b>9</b>	185-6572,	<b>14 , 15</b>
185-5658,	<b>20</b>	185-6354,	<b>12</b>	185-6522,	<b>9</b>	185-6573,	<b>14 , 15</b>
185-5659,	<b>20</b>	185-6358,	<b>12</b>	185-6523,	<b>9</b>	185-6578,	<b>6</b>
185-5661,	<b>19 , 65</b>	185-6362,	<b>12</b>	185-6524,	<b>9</b>	185-6579,	<b>6 , 38 , 39 , 65</b>
185-5662,	<b>19</b>	185-6365,	<b>12</b>	185-6525,	<b>9</b>	185-6580,	<b>18 , 65</b>
185-5663,	<b>19 , 65</b>	185-6386,	<b>11</b>	185-6526,	<b>9</b>	185-6584,	<b>19</b>
185-5691,	<b>65</b>	185-6394,	<b>26</b>	185-6531,	<b>7</b>	185-6585,	<b>19</b>
185-5716,	<b>28</b>	185-6409,	<b>10</b>	185-6532,	<b>7</b>	185-6588,	<b>20</b>
185-5719,	<b>25</b>	185-6441,	<b>12</b>	185-6536,	<b>7</b>	185-6599,	<b>17</b>
185-5741,	<b>27</b>	185-6442,	<b>12</b>	185-6537,	<b>7</b>	185-6600,	<b>17</b>

## Numerical Index

<u>Part No.</u>	<u>Page</u>	<u>Part No.</u>	<u>Page</u>	<u>Part No.</u>	<u>Page</u>	<u>Part No.</u>	<u>Page</u>
185-6603,	<b>65</b>	185-6816,	<b>31</b>	185-6912,	<b>23</b>	185-7270,	<b>29</b>
185-6604,	<b>17</b>	185-6819,	<b>31</b>	185-6913,	<b>23</b>	185-7271,	<b>29</b>
185-6605,	<b>17</b>	185-6820,	<b>31</b>	185-6914,	<b>23</b>	185-7272,	<b>29</b>
185-6606,	<b>16</b>	185-6845,	<b>19</b>	185-6915,	<b>23</b>	185-7296,	<b>12</b>
185-6612,	<b>16</b>	185-6853,	<b>65</b>	185-6916,	<b>23</b>	185-7297,	<b>25</b>
185-6614,	<b>16</b>	185-6854,	<b>65</b>	185-6917,	<b>23</b>	185-7298,	<b>25</b>
185-6615,	<b>16</b>	185-6856,	<b>6</b>	185-6918,	<b>23</b>	185-7299,	<b>28 , 65</b>
185-6621,	<b>22</b>	185-6857,	<b>6</b>	185-6922,	<b>25 , 65</b>	185-7300,	<b>24</b>
185-6629,	<b>30</b>	185-6863,	<b>27 , 65</b>	185-6925,	<b>48</b>	185-7310,	<b>7</b>
185-6630,	<b>29 , 30</b>	185-6864,	<b>27</b>	185-6926,	<b>45</b>	185-7311,	<b>7</b>
185-6631,	<b>29 , 30</b>	185-6868,	<b>26</b>	185-6927,	<b>45</b>	185-7375,	<b>21</b>
185-6633,	<b>29 , 30</b>	185-6869,	<b>65</b>	185-6934,	<b>29 , 30 , 65</b>	185-7376,	<b>8</b>
185-6665,	<b>25</b>	185-6873,	<b>9</b>	185-6956,	<b>10</b>	185-7395,	<b>24</b>
185-6666,	<b>25</b>	185-6875,	<b>14 , 15</b>	185-7069,	<b>27 , 45</b>	185-7421,	<b>44</b>
185-6667,	<b>25</b>	185-6876,	<b>14</b>	185-7082,	<b>22</b>	185-7423,	<b>27</b>
185-6672,	<b>28</b>	185-6877,	<b>14 , 15</b>	185-7104,	<b>10 , 11</b>	185-7426,	<b>26 , 27</b>
185-6674,	<b>28</b>	185-6878,	<b>14 , 15</b>	185-7105,	<b>10 , 12</b>	185-7429,	<b>8</b>
185-6677,	<b>28 , 45</b>	185-6879,	<b>14</b>	185-7106,	<b>22</b>	185-7432,	<b>17</b>
185-6683,	<b>24</b>	185-6880,	<b>14 , 15</b>	185-7110,	<b>48</b>	185-7434,	<b>16 , 27</b>
185-6687,	<b>24</b>	185-6882,	<b>19 , 20</b>	185-7212,	<b>6</b>	185-7439,	<b>24</b>
185-6688,	<b>24</b>	185-6884,	<b>20</b>	185-7213,	<b>44</b>	185-7440,	<b>24</b>
185-6689,	<b>24</b>	185-6885,	<b>20</b>	185-7214,	<b>44</b>	185-7441,	<b>24</b>
185-6691,	<b>24</b>	185-6886,	<b>20</b>	185-7218,	<b>10</b>	19071-9602-0,	<b>25</b>
185-6693,	<b>24</b>	185-6887,	<b>19</b>	185-7219,	<b>10</b>	191-2252,	<b>12</b>
185-6694,	<b>24</b>	185-6888,	<b>19</b>	185-7221,	<b>10</b>	191-2275-02,	<b>10</b>
185-6695,	<b>24</b>	185-6891,	<b>17</b>	185-7225,	<b>30 , 31</b>	191-2499,	<b>30</b>
185-6699,	<b>48</b>	185-6894,	<b>16 , 65</b>	185-7230,	<b>11</b>	193-0244,	<b>43</b>
185-6701,	<b>65</b>	185-6899,	<b>22</b>	185-7231,	<b>11</b>	193-0318,	<b>25</b>
185-6707,	<b>20</b>	185-6900,	<b>23</b>	185-7232,	<b>11</b>	193-0430-01,	<b>43</b>
185-6739,	<b>19</b>	185-6901,	<b>23</b>	185-7233,	<b>11</b>	193-0457-01,	<b>25</b>
185-6749,	<b>19</b>	185-6902,	<b>23</b>	185-7234,	<b>11</b>	193-0468,	<b>48</b>
185-6750,	<b>22</b>	185-6903,	<b>23</b>	185-7235,	<b>11</b>	200-3239-01,	<b>53</b>
185-6751,	<b>22</b>	185-6904,	<b>23</b>	185-7236,	<b>11</b>	201-3515-02,	<b>53</b>
185-6759,	<b>6 , 16 , 18 , 19 , 27</b>	185-6905,	<b>23</b>	185-7237,	<b>12</b>	201-3565-01,	<b>53</b>
185-6785,	<b>29 , 30</b>	185-6906,	<b>23</b>	185-7238,	<b>12</b>	201-3675,	<b>31</b>
185-6786,	<b>29 , 30</b>	185-6909,	<b>23</b>	185-7240,	<b>12</b>	205-0255,	<b>53</b>
185-6811,	<b>31</b>	185-6910,	<b>23</b>	185-7268,	<b>22</b>	211-0435-01,	<b>53</b>
185-6813,	<b>31</b>	185-6911,	<b>23</b>	185-7269,	<b>29</b>	220-4413-02,	<b>53</b>

## Numerical Index

<u>Part No.</u>	<u>Page</u>	<u>Part No.</u>	<u>Page</u>	<u>Part No.</u>	<u>Page</u>	<u>Part No.</u>	<u>Page</u>
220-4600-01,	<b>53</b>	320-2361,	<b>59</b>	338-4223,	<b>64</b>	503-2202-02,	<b>45</b>
232-2826,	<b>53</b>	320-2362,	<b>59</b>	338-4414,	<b>57</b>	503-2207,	<b>39</b>
232-4204,	<b>13</b>	323-1491,	<b>60 , 64</b>	338-4953,	<b>62</b>	503-2309,	<b>41</b>
234-1068-03,	<b>53</b>	323-1492,	<b>60 , 61 , 64</b>	402-0681,	<b>56</b>	503-2588-01,	<b>32</b>
300-4686-01,	<b>48</b>	323-1541,	<b>60 , 61 , 64</b>	402-0728,	<b>51</b>	503-2728-01,	<b>41</b>
300-5725-01,	<b>60</b>	323-1542,	<b>62 , 64</b>	403-4284-02,	<b>21 , 45</b>	503-2806,	<b>32</b>
300-5725-02,	<b>60</b>	323-1543,	<b>60 , 61 , 64</b>	403-6666-02,	<b>51</b>	503-2808,	<b>32</b>
300-5727-01,	<b>61</b>	323-1544,	<b>62 , 64</b>	403-6785-02,	<b>51</b>	503-2823,	<b>48</b>
300-5727-02,	<b>61</b>	323-1563,	<b>56 , 62</b>	417-0223,	<b>65</b>	503-2908,	<b>38</b>
300-6362-01,	<b>57 , 59</b>	323-1582-05,	<b>62</b>	501-0910,	<b>43</b>	503-2916-01,	<b>39</b>
300-6362-02,	<b>57 , 59</b>	323-1582-07,	<b>62</b>	502-0020-01,	<b>32 , 34</b>	503-2935-01,	<b>32</b>
300-6393,	<b>58</b>	323-1583,	<b>62</b>	502-0029,	<b>34</b>	504-0223,	<b>41</b>
300-6396,	<b>56</b>	323-1591,	<b>61 , 62 , 64</b>	502-0029-06,	<b>48</b>	505-0395,	<b>43</b>
302-2048,	<b>59 , 61</b>	323-1708,	<b>62</b>	502-0055,	<b>32</b>	505-1490,	<b>32</b>
306-5006-01,	<b>36</b>	323-1765,	<b>62</b>	502-0153,	<b>35</b>	505-2252,	<b>27</b>
306-5006-02,	<b>36</b>	323-1791,	<b>62</b>	502-0263,	<b>43</b>	508-0115,	<b>56</b>
307-1617,	<b>50</b>	323-1792,	<b>62</b>	502-1123,	<b>43</b>	508-0183,	<b>53</b>
307-2767,	<b>56 , 57</b>	332-2370,	<b>56</b>	502-1133,	<b>32</b>	508-0210,	<b>37</b>
307-2819,	<b>56 , 57</b>	332-2890,	<b>60 , 61</b>	502-1245,	<b>32</b>	508-1105,	<b>56</b>
308-1019,	<b>60 , 61 , 62</b>	332-3750,	<b>56</b>	502-1353-02,	<b>32</b>	508-1126,	<b>56</b>
308-1101,	<b>60 , 61</b>	333-0732-02,	<b>50</b>	502-1354,	<b>39</b>	508-1152,	<b>56</b>
308-1102,	<b>60 , 61</b>	333-0802,	<b>22</b>	502-1367-01,	<b>32</b>	508-1192,	<b>56</b>
308-1218,	<b>59</b>	337-2785,	<b>49</b>	502-1367-02,	<b>32</b>	508-1290,	<b>56</b>
308-1219,	<b>59</b>	337-2795,	<b>56</b>	502-1368,	<b>32</b>	509-0094,	<b>53</b>
309-0295-01,	<b>48</b>	337-3466-01,	<b>50</b>	502-1425-02,	<b>41</b>	509-0351,	<b>37</b>
309-0717,	<b>39</b>	338-3167,	<b>64</b>	502-1463,	<b>41</b>	509-0428,	<b>44</b>
319-4738,	<b>56</b>	338-3168,	<b>64</b>	502-1615,	<b>32</b>	509-0440,	<b>28</b>
319-6792-03,	<b>56</b>	338-3169,	<b>64</b>	503-0977,	<b>41</b>	510-0112,	<b>53</b>
319-6793-03,	<b>56</b>	338-3169-01,	<b>64</b>	503-1136,	<b>38 , 39</b>	510-0163,	<b>14</b>
319-6794-03,	<b>56</b>	338-3169-02,	<b>64</b>	503-1137,	<b>38 , 39 , 45 , 48</b>	510-0225,	<b>28</b>
319-6795-03,	<b>56</b>	338-3169-03,	<b>64</b>	503-1139,	<b>33</b>	512-0323,	<b>29 , 30</b>
319-6871-02,	<b>59</b>	338-3988,	<b>60</b>	503-1141,	<b>45</b>	517-0136,	<b>56</b>
319-6873,	<b>59</b>	338-3990,	<b>61</b>	503-1142,	<b>33</b>	517-0138-05,	<b>56</b>
319-6990,	<b>60</b>	338-4016,	<b>64</b>	503-1692,	<b>42</b>	517-0138-08,	<b>56</b>
319-6992,	<b>61</b>	338-4017,	<b>64</b>	503-2046,	<b>48</b>	517-0418,	<b>44</b>
320-1689-06,	<b>57</b>	338-4159,	<b>50</b>	503-2195,	<b>38</b>	518-0515,	<b>32</b>
320-1690-12,	<b>57</b>	338-4200-02,	<b>50</b>	503-2196,	<b>38 , 39</b>	518-0548-05,	<b>38 , 39</b>
320-1813-02,	<b>56</b>	338-4213,	<b>57</b>	503-2197,	<b>39</b>	520-1002-06,	<b>53</b>

## Numerical Index

<u>Part No.</u>	<u>Page</u>	<u>Part No.</u>	<u>Page</u>	<u>Part No.</u>	<u>Page</u>	<u>Part No.</u>	<u>Page</u>
526-0003,	<b>48</b>	800-3042,	<b>56</b>	862-0041,	<b>53</b>		
526-0030,	<b>51</b>	800-6002,	<b>57</b>	870-0131,	<b>50 , 53 , 59</b>		
526-0052,	<b>56</b>	800-6345,	<b>29</b>	870-0550-09,	<b>51</b>		
526-0063,	<b>36</b>	800-6393,	<b>30</b>	870-2062,	<b>56 , 57</b>		
526-0399-05,	<b>59</b>	800-6395-01,	<b>56</b>	870-2065-02,	<b>49</b>		
526-0399-11,	<b>53</b>	810-0155,	<b>56</b>	871-0016,	<b>56</b>		
526-0399-41,	<b>51 , 53</b>	814-2152-01,	<b>58</b>	98-8713,	<b>59</b>		
526-0399-42,	<b>53</b>	815-0194,	<b>10</b>	A026K278,	<b>65</b>		
526-0399-58,	<b>49 , 50</b>	815-0236,	<b>56</b>	A044B662,	<b>6</b>		
526-0399-60,	<b>21 , 45</b>	815-0550-03,	<b>56</b>	A044B664,	<b>6</b>		
526-0399-62,	<b>51</b>	815-0862,	<b>48</b>	A047S203,	<b>62</b>		
526-2050,	<b>56</b>	815-0910,	<b>60 , 61</b>	A052S476,	<b>6</b>		
526-2100,	<b>56</b>	815-0916,	<b>48</b>	A052S479,	<b>6</b>		
526-2120,	<b>49 , 50</b>	815-0917-04,	<b>53</b>	A052V616,	<b>65</b>		
526-2291,	<b>45</b>	815-0935,	<b>53</b>	A054B790,	<b>17</b>		
526-2340,	<b>51</b>	818-0231-02,	<b>56</b>				
541-0590,	<b>52</b>	818-1150-03,	<b>57</b>				
541-0823,	<b>50</b>	821-0009,	<b>56</b>				
541-0824,	<b>50</b>	821-5000-05,	<b>53</b>				
541-0876-01,	<b>41</b>	821-6001-03,	<b>45 , 57</b>				
541-0941-01,	<b>60</b>	821-6002-02,	<b>32 , 37 , 45</b>				
541-0941-02,	<b>60</b>		<b>, 52</b>				
541-1130,	<b>58</b>	821-6003-01,	<b>49</b>				
541-1519,	<b>40 , 65</b>	821-6003-02,	<b>51</b>				
541-1520,	<b>40</b>	850-0114-53,	<b>37 , 50 , 52</b>				
725-1027,	<b>36</b>	850-0114-54,	<b>32 , 38 , 39</b>				
800-0026,	<b>50</b>		<b>, 48</b>				
800-0309-10,	<b>59</b>	850-0114-55,	<b>32</b>				
800-0317,	<b>37</b>	853-0003,	<b>59</b>				
800-0573,	<b>51</b>	853-0013,	<b>53</b>				
800-2054,	<b>51 , 53</b>	853-0016,	<b>49 , 50</b>				
800-3017-02,	<b>52</b>	853-2010,	<b>49 , 50</b>				
800-3017-18,	<b>21</b>	856-0006,	<b>49 , 56</b>				
800-3017-19,	<b>32 , 38 , 39</b>	856-0008,	<b>56</b>				
800-3017-21,	<b>48</b>	860-2028,	<b>58</b>				
800-3017-22,	<b>38 , 39</b>	862-0026-30,	<b>50</b>				
800-3030,	<b>32 , 49 , 50 , 51</b>	862-0026-54,	<b>37 , 50</b>				
		862-0026-55,	<b>32 , 38 , 39</b>				







[www.cummins.com](http://www.cummins.com)

Copyright © 2015 Cummins Power Generation Inc. All rights reserved.  
Cummins, Onan, the "C" logo, and "Performance you rely on." are  
trademarks of Cummins Inc. Other company, product, or service names  
may be trademarks or service marks of others. Specifications are subject to  
change without notice.

