

Cummins **Onan**



# Parts Manual

## Marine Generator Set

MDKAA (Spec A)

MDKAB (Spec A)

## MODEL IDENTIFICATION

To avoid errors or delay in filling your parts order, always give the MODEL, SPEC NO. and SERIAL NO. from the Onan nameplate.

For handy reference, insert your nameplate information in the spaces below.

\_\_\_\_\_  
MODEL AND SPEC NO.

\_\_\_\_\_  
SERIAL NO.

\_\_\_\_\_  
DIGITAL CONTROL SOFTWARE VERSION  
AND DATE (IF APPLICABLE)

## SAFETY PRECAUTIONS

The following symbols are used in Onan manuals to alert users to the potentially dangerous conditions relating to maintenance of equipment and replacement of parts. Please read and observe.



*This symbol warns of immediate hazards which will result in severe personal injury or death.*



*This symbol refers to a hazard or unsafe practice which can result in severe personal injury or death.*



*This symbol refers to a hazard or unsafe practice which can result in severe personal injury or product or property damage.*

## PRODUCT SAFETY PRECAUTIONS



***Service and repair of Onan equipment must be performed by trained, experienced personnel only. Improper service or repair may result in property damage, severe personal injury or death. Do not use this catalog as a guide to servicing your equipment. Read and follow the IMPORTANT SAFETY INSTRUCTIONS in the Service Manual appropriate for the equipment you are working on.***



***Contact with USED ENGINE OILS has been identified by a United States federal agency and some USA state agencies as causing CANCER or REPRODUCTIVE TOXICITY. When checking or changing engine oils take all necessary precautions not to ingest, breathe the fumes or contact the used oil.***



***Contact with ASBESTOS has been identified by a United States federal agency and some USA state agencies as causing CANCER or REPRODUCTIVE TOXICITY. When handling engine gaskets take all necessary precautions not to ingest, breathe or contact the dust from the gaskets! Use adequate ventilation and wear protective gloves, masks and clothing!***



***Contact with BENZINE and LEAD, found in gasoline, fuel additives and solvents has been identified by a United States federal agency and some USA state agencies as causing CANCER or REPRODUCTIVE TOXICITY. When checking, draining or adding gasoline and fuel additives or using solvents take all necessary precautions not to ingest, breathe the fumes or contact the liquids. Use adequate ventilation and wear protective gloves, masks and protective clothing!***



***Servicing and replacement of MARINE CRITICAL PARTS must be carried out by persons trained and experienced with marine gasoline engine-generator safety requirements!***

## Introduction

This catalog applies to the standard marine generator sets listed below. Parts are arranged in groups of related items and each illustrated part is identified by a reference number corresponding to the same reference number in the parts list. Parts illustrations are typical. Unless otherwise mentioned in the description or page heading, parts are interchangeable between models. Throughout this catalog left and right sides are determined by facing the engine end (front) of the set.

<u>MODEL</u>	<u>HERTZ</u>
MDKAA/*	50/60
MDKAB/*	50/60

\* – The diagonal line (/) in the model and specification number separates generator set characteristics from the specification number and letter. The specification number denotes customer requested options or deviations from the standard model. The specification letter advances (A to B, B to C, etc.) with major manufacturing changes.





**THIS PAGE IS INTENDED TO BE BLANK**



# Index

## A

Adapter, DC Control Threaded, **65**  
Adapter, Pipe, **34**  
Alternator (12V), **31**  
Alternator (24V), **32**  
Arm, Rocker, **26**  
Armature, Starter (12V), **14**  
Armature, Starter (24V), **15**

## B

Baffle Assy, Generator, **56**  
Ball, Crankshaft, **10**  
Ball, Pressure Valve, **29**  
Base, Mounting, **54**  
Bearing, Alternator (24V), **33**  
Bearing, Connecting Rod, **12**  
Bearing, Crankshaft, **10**  
Bearing, Fork Lever, **20**  
Bearing, Fuel Camshaft, **17**  
Bearing, Generator Rotor Ball, **61**  
Bearing, Governor Miniature, **20**  
Bearing, Governor Weight, **17**  
Bearing, Raw Water Pump, **42**  
Bearing, Starter Ball (24V), **15**  
Bearing, Starter Oilless (12V), **14**  
Bearing, Water Pump, **30**  
Belt, Fan, **31**  
Belt, Fan (37.5"), **32**  
Block, Cylinder, **9**  
Body, Raw Water Pump, **42**  
Boot, DC Pushbutton, **65**  
Boot, Engine Harness, **65**  
Box, AC Control, **63**  
Box, DC Control, **65**  
Bracket, Belt Guard, **55**  
Bracket, Fuel Pump/Filter Mounting, **34**  
Bracket, Heat Exchanger, **41**  
Bracket, Isolated Ground, **53**  
Bracket, Lifting, **23**  
Bracket, Oil Drain, **45**  
Bracket, Oil Pressure Switch, **45**  
Bracket, Relay, **65**  
Bracket, Remote Separator Mounting, **36**  
Bracket, Resistor, **38**  
Bracket, Rocker Arm, **26**  
Bracket, Stop Solenoid, **38**  
Breaker & Terminal Assy, DC, **65**  
Breaker, AC Control Circuit, **63**  
Breaker, DC Control Circuit, **65**

Brush, Alternator (24V), **33**  
Brush, Starter Yoke (24V), **15**  
Bulkhead, **34**  
Bush, Governor Gear, **9**  
Bushing, Connecting Rod, **12**  
Bushing, Exhaust Manifold Reducer, **49**  
Bushing, Idle Gear, **11**  
Bushing, Pipe, **34**

## C

Cam, Fuel, **17**  
Camshaft, **11**  
Camshaft, Fuel, **17**  
Cap, Coolant Tank , **44**  
Cap, Cylinder Block Sealing, **9**  
Cap, Cylinder Head Sealing, **23**  
Cap, Exhaust Manifold, **49**  
Cap, Injection Pump Eye Joint, **21**  
Cap, Oil Drain Hose Pipe, **45**  
Cap, Stop Lever, **19**  
Cap, Valve, **26**  
Case, Main Bearing, **16**  
Catch, Roof Spring, **58**  
Circlip, Governor External, **20**  
Circlip, Governor Shaft, **17**  
Circlip, Idle Gear, **11**  
Circlip, Piston Pin, **12**  
Circlip, Rocker Arm External, **26**  
Clamp, Injection Pipe, **24**  
Clip, Front Panel Door, **57 , 59**  
Clip, Hose, **34**  
Clip, Stop Solenoid Linkage, **38**  
Clutch, Starter (12V), **14**  
Clutch, Starter (24V), **15**  
Cock Assy, Cylinder Block Drain, **9**  
Collar, Crankshaft, **10**  
Collar, Eye Joint, **21**  
Collar, Governor, **20**  
Collar, Governor Shaft, **17**  
Collar, Idle Gear, **11**  
Collar, Speed Control Plate, **18**  
Collar, Starter (12V), **14**  
Collet, Valve Spring, **26**  
Components, Alternator (24V), **33**  
Components, Captive Water Pump, **30**  
Components, Control Panel, **66**  
Components, Door, **57**  
Components, Front Panel, **57**  
Components, Injection Pump, **22**  
Components, Nozzle Holder, **25**

# Index

Components, Rail, **60**  
Components, Raw Water Pump, **42**  
Components, Remote Water Separator, **37**  
Components, Roof, **58**  
Components, Starter, **14**  
Components, Starter (12V), **14**  
Components, Starter (24V), **15**  
Connector, Fuel System Female, **34**  
Connector, Fuel System Male, **34**  
Control, AC, **63**  
Control, DC, **65**  
Cord, Glow Plug, **24**  
Coupling, Oil System Anchor, **45**  
Cover, AC Control Box, **63**  
Cover, AC Control Circuit Breaker, **63**  
Cover, Alternator Bearing (24V), **33**  
Cover, Bearing Case, **16**  
Cover, Cylinder Head, **28**  
Cover, DC Control Box, **65**  
Cover, Endbell, **61**  
Cover, Flywheel Housing, **13**  
Cover, Fork Lever Shaft, **20**  
Cover, Gearcase Oil Fill, **29**  
Cover, Head Cover Oil Fill, **28**  
Cover, Heat Exchanger End, **41**  
Cover, Hole, **9 , 21**  
Cover, Oil Filter Hole, **29**  
Cover, Oil Pump, **29**  
Cover, Roof Access, **58**  
Cover, Sound Shield Exhaust Access, **59**  
Cover, Thermostat, **27**  
Crankshaft, **10**

## D

Disk, Generator Rotor Drive, **61**  
Door Assy, Sound Shield, **56**  
Drain Assy, Water Separator, **37**

## E

Edging, Front Panel, **57**  
Edging, Generator Housing, **59**  
Edging, Heat Exchanger Bracket, **41**  
Edging, Rail, **60**  
Edging, Roof, **58**  
Elbow, Exhaust, **49**  
Elbow, Inverted Male, **34**  
Elbow, Male, **34**  
Elbow, Oil System, **45**

Elbow, Pipe, **34**  
Elbow, Street, **36**  
Elbow, Vacuum Relief Valve, **43**  
Element, Breather, **28**  
Element, Fuel Filter, **34**  
Element, Remote Water Separator, **37**  
Endbell, **61**  
Engine Assy, Replacement, **9**  
Exchanger, Heat, **41**

## F

Fan, Generator, **61**  
Filter, Fuel, **34**  
Filter, Oil, **29**  
Fitting, Oil Filter Connector, **29**  
Flange, Bulkhead, **60**  
Flange, Injection Pump Sleeve, **22**  
Flange, Water, **27**  
Flange, Water Pump, **30**  
Flywheel, **13**

## G

Gasket, Bearing Case, **16**  
Gasket, Bearing Case Cover, **16**  
Gasket, Cap Nut, **28**  
Gasket, Cylinder Block Plug, **9**  
Gasket, Cylinder Head, **23**  
Gasket, Cylinder Head Cover, **28**  
Gasket, Delivery Valve, **22**  
Gasket, Exhaust Manifold, **49**  
Gasket, Eye Joint, **21**  
Gasket, Fork Lever Shaft Cover, **20**  
Gasket, Gearcase, **29**  
Gasket, Heat Exchanger End Cover, **41**  
Gasket, Hole Cover, **9 , 21**  
Gasket, Injection Pump, **22**  
Gasket, Intake Manifold, **47**  
Gasket, Nozzle Holder, **24**  
Gasket, Oil Pan, **46**  
Gasket, Overflow Pipe, **24**  
Gasket, Raw Water Pump, **41**  
Gasket, Speed Control Plate, **18**  
Gasket, Stop Lever, **19**  
Gasket, Thermostat, **27**  
Gasket, Water Flange, **27**  
Gasket, Water Pump, **30**  
Gauge, Coolant Temperature, **66**  
Gauge, Oil Pressure, **66 , 71**  
Gauge, Water Temperature, **71**

# Index

Gear, Cam, **11**  
Gear, Crankshaft, **10**  
Gear, Governor, **17**  
Gear, Idle, **11**  
Gear, Injection Pump, **17**  
Gear, Oil Pump Drive, **10**  
Gear, Ring, **13**  
Gear, Starter (12V), **14**  
Gear, Starter Pinion (24V), **15**  
Gearcase, **29**  
Generator, **61**  
Governor, **20**  
Grommet, AC Control Box, **63**  
Grommet, Baffle, **56**  
Grommet, DC Control Box, **65**  
Grommet, DC Harness, **65**  
Grommet, Front Panel, **57**  
Grommet, Rear Rail, **60**  
Grommet, Roof, **58**  
Grommet, Stator Housing, **61**  
Grommet, Vacuum Relief Valve, **43**  
Ground, Isolated, **53**  
Ground, Negative, **51**  
Guard, Belt, **55**  
Guide, Valve, **23**

## H

Hanger, Coolant Tank, **44**  
Harness, Adapter, **73**  
Harness, DC, **65**  
Harness, Deluxe Remote Panel, **70**  
Harness, Deluxe Remote Panel (W / Hourmeter), **69**  
Harness, Engine, **65**  
Harness, Gauge Panel, **66**  
Harness, Junction, **73**  
Harness, Low Coolant, **49 , 50**  
Harness, Pigtail, **73**  
Harness, Remote Extension, **73**  
Harness, Remote Panel, **68 , 71**  
Harnesses, **72 , 73**  
Head Assy, Water Separator Replacement, **37**  
Head, Cylinder, **23**  
Holder Assy, Brush (24V), **15**  
Holder Assy, Nozzle, **25**  
Holder Assy, Starter (12V), **14**  
Holder, Alternator Brush (24V), **33**  
Holder, Delivery Valve, **22**  
Holder, Governor Gear, **17**  
Holder, Nozzle, **24**  
Hose, Air Intake, **47**

Hose, Breather, **28**  
Hose, Coolant, **41**  
Hose, Coolant Tank, **44**  
Hose, Exhaust, **49**  
Hose, Exhaust Manifold Coolant, **49**  
Hose, Oil Drain, **45**  
Hourmeter, **65**  
Housing Assy, Generator, **56**  
Housing, Flywheel, **13**  
Housing, Generator, **59**  
Housing, Raw Water Pump, **42**

## I

Impeller, Captive Water Pump, **30**  
Impeller, Raw Water Pump, **42**  
Indicator, Oil Level, **9**  
Insulation, Control Box, **56**  
Insulation, Door, **57**  
Insulation, Front Panel, **57**  
Insulation, Generator Baffle, **56**  
Insulation, Generator Housing, **59**  
Insulation, Generator Housing Cover, **56**  
Insulation, Roof, **58**  
Insulation, Roof Generator Housing, **58**  
Isolator, Control Mount Vibration, **67**  
Isolator, Generator/Engine Vibration, **54**

## J

Joint, Breather Pipe, **28**  
Joint, Eye, **21**  
Joint, Stop Solenoid Ball, **38**

## K

Key, Camshaft Feather, **11**  
Key, Crankshaft, **10**  
Key, Fuel Camshaft Woodruff, **17**  
Key, Raw Water Pump, **42**  
Kit, Basic Remote Panel, **68**  
Kit, Coolant Recovery, **44**  
Kit, Deluxe Remote Panel, **70**  
Kit, Deluxe Remote Panel (W / Hourmeter), **69**  
Kit, Dry Exhaust, **49**  
Kit, Dual Gauge Switch, **66**  
Kit, Exhaust, **49**  
Kit, Gasket, **75**  
Kit, Gauge Panel, **66**  
Kit, Heat Exchanger Cap, **41**  
Kit, Housing, **59**

# Index

Kit, Isolated Ground, **53**  
Kit, Keel Cooling, **9**  
Kit, Low Coolant Sender, **49**  
Kit, Muffler, **35**  
Kit, Muffler, Fuel/Water Separator, **35**  
Kit, Raw Water Pump Service, **42**  
Kit, Remote Fuel/Water Separator, **36**  
Kit, Remote Gauge Panel, **71**  
Kit, Remote Water Separator Metal Bowl Replacement, **37**  
Kit, Sender, **27**  
Kit, Siphon Break, **43**  
Kit, Sound Shield, **56**  
Kit, Sound Shield Insulation, **56**  
Kit, Water Separator, **35**

## L

Labels, **75**  
Lever Assy, Governor, **19**  
Lever, Engine Stop, **18**  
Lever, Fork, **20**  
Lever, Governor, **19**  
Lever, Speed Control, **18**  
Lever, Speed Control Plate Change, **18**  
Line, Flex Fuel, **36**  
Line, Fuel, **34**  
Line, Oil, **45**  
Link, Stop Solenoid, **38**

## M

Manifold, Exhaust, **49**  
Manifold, Intake, **47**  
Meter, Hour, **69**  
Meter, Remote Control Panel Volt, **71**  
Meter, Running Time, **71**  
Meter, Volt, **70**  
Mixer, **49**  
Mount, Control, **67**  
Mount, Engine, **54**  
Muffler, **35**

## N

Neck, Exhaust Manifold Filler, **49**

## O

O'Ring Kit, Water Separator, **37**  
O'Ring, Cylinder Block Pipe Pin, **9**

O'Ring, Cylinder Head , **23**  
O'Ring, Gearcase, **29**  
O'Ring, Gearcase Oil Fill Cover, **29**  
O'Ring, Head Cover Oil Fill Cover, **28**  
O'Ring, Heat Exchanger Cover, **41**  
O'Ring, Hole Cover, **29**  
O'Ring, Injection Pump, **22**  
O'Ring, Oil Filter Cover, **29**  
O'Ring, Oil Pickup Tube, **46**  
O'Ring, Oil Pump Drive Gear, **10**  
O'Ring, Raw Water Pump, **42**  
O'Ring, Speed Control Plate, **18**  
Oil System, **45**

## P

Pan, Drip, **54**  
Pan, Oil, **46**  
Panel Assy, Front, **56**  
Panel, Basic Remote Control, **68**  
Panel, DC Control, **65**  
Panel, DC Control Box Rear, **65**  
Panel, Deluxe Remote Control, **70**  
Panel, Deluxe Remote Control (W / Hourmeter), **69**  
Panel, Rear Saddle, **67**  
Panel, Remote, **71**  
Panel, Remote Gauge Control, **71**  
Panel, Remote Printed, **70**  
Panel, Remote Printed (W/ Hourmeter), **69**  
Pencil, Zinc, **41**  
Piece, Distance, **25**  
Piece, Nozzle, **25**  
Pin, Cylinder Block Pipe, **9**  
Pin, Cylinder Block Start Spring, **9**  
Pin, Cylinder Block Straight, **9**  
Pin, Injection Pump Clamp, **22**  
Pin, Injection Pump Joint, **22**  
Pin, Piston, **12**  
Pin, Speed Control Plate Spring, **18**  
Pin, Tappet Guide, **22**  
Pipe, Captive Water Return, **30**  
Pipe, Injection, **24**  
Pipe, Overflow, **24**  
Pipe, Water Return, **27**  
Piston, **12**  
Plate, AC Control Circuit Breaker, **63**  
Plate, Breather Element, **28**  
Plate, Injection Pump, **22**  
Plate, Raw Water Pump Cover, **42**  
Plate, Raw Water Pump Wear, **42**  
Plate, Speed Control, **18**



# Index

Plug, Cylinder Block, **9**  
Plug, Cylinder Head, **23**  
Plug, Exhaust Manifold, **49**  
Plug, Fuel Filter Drain, **34**  
Plug, Gearcase, **29**  
Plug, Glow, **24**  
Plug, Hex Pipe, **36**  
Plug, Oil Pan, **46**  
Plug, Oil System Hex Head Pipe, **45**  
Plug, Rail, **60**  
Plug, Water Flange, **27**  
Plunger, Pump, **22**  
Pulley, Fan (12V), **31**  
Pulley, Fan (24V), **32**  
Pulley, Fan Drive (12V), **31**  
Pulley, Fan Drive (24V), **32**  
Pump Assy, Injection, **21**  
Pump Assy, Water Separator, **37**  
Pump, Fuel, **34**  
Pump, Injection, **21** , **22**  
Pump, Raw Water, **41**  
Pump, Water, **30**

## R

Rack, Injection Pump Control, **22**  
Rail Assy, Sound Shield, **56**  
Rectifier, Alternator (24V), **33**  
Rectifier, DC Harness, **65**  
Regulator, Alternator (24V), **33**  
Regulator, Voltage, **65**  
Relay, **65**  
Relay, DC Harness, **65**  
Relay, Isolated Ground Solenoid, **53**  
Resistor, DC Harness, **65**  
Resistor, Fuel Pump (24V), **38**  
Resistor, Gauge Panel, **66**  
Resistor, Remote Panel, **71**  
Resonator, **47**  
Retainer, Starter (24V), **15**  
Retainer, Valve Spring, **26**  
Ring, Raw Water Pump Retaining, **42**  
Ring, Starter Snap (12V), **14**  
Rod, Camshaft Push, **11**  
Rod, Connecting, **12**  
Rod, Nozzle Holder Push, **25**  
Roller, Starter (24V), **15**  
Roof Assy, **56**  
Rotor, Alternator (24V), **33**  
Rotor, Generator, **61**  
Rotor, Generator Exciter, **61**

Rotor, Oil Pump, **29**

## S

Saddle, Control, **67**  
Seal, Bearing Case Oil, **16**  
Seal, Door Edge, **57**  
Seal, Endbell O'Ring, **61**  
Seal, Front Panel Edge, **57**  
Seal, Gearcase Oil, **29**  
Seal, Generator Housing Edge, **59**  
Seal, Heat, **24**  
Seal, Raw Water Pump Lip, **42**  
Seal, Raw Water Pump Mechanical, **42**  
Seal, Speed Control Plate Oil, **18**  
Seal, Valve Stem, **26**  
Seal, Water Pump Mechanical, **30**  
Seat, Injection Pump Spring, **22**  
Seat, Pressure Valve, **29**  
Seat, Raw Water Pump Seal, **42**  
Sender, Low Coolant, **49**  
Sender, Oil Pressure, **45**  
Sender, Water Temperature, **27**  
Separator, Fuel/Water, **35**  
Separator, Remote Fuel/Water, **36**  
Separator, Remote Fuel/Water Separator, **36**  
Separator, Remote Water, **37**  
Separator, Water, **35**  
Set, Piston Ring, **12**  
Shaft, Fork Lever, **20**  
Shaft, Fuel Cam Governor, **17**  
Shaft, Governor, **17** , **18**  
Shaft, Governor Weight, **17**  
Shaft, Idle Gear, **11**  
Shaft, Raw Water Pump, **42**  
Shaft, Rocker Arm, **26**  
Shaft, Stop Lever, **18**  
Shield, Breather Oil, **28**  
Shield, Sound, **56**  
Shim, Injection Pump, **21**  
Shim, Injection Pump Components, **22**  
Shim, Speed Control Plate, **18**  
Sleeve, Air Intake, **47**  
Sleeve, Crankshaft, **10**  
Sleeve, Governor, **17**  
Sleeve, Injection Pump Control, **22**  
Socket, DC Harness Relay, **65**  
Solenoid, Stop, **38**  
Spacer, Raw Water Pump, **42**  
Spring, Alternator Brush (24V), **33**  
Spring, Brush (24V), **15**

# Index

Spring, Delivery Valve, **22**  
Spring, Governor, **20**  
Spring, Governor Start, **20**  
Spring, Injection Pump Plunger, **22**  
Spring, Nozzle, **25**  
Spring, Pressure, **29**  
Spring, Rocker Arm, **26**  
Spring, Speed Control Plate Return, **18**  
Spring, Valve, **26**  
Standoff, AC Control Insulator, **63**  
Starter, **13**  
Stator, Exciter, **61**  
Stator, Generator, **61**  
Stay, Alternator (12V), **31**  
Stay, Alternator (24V), **32**  
Stopper, Camshaft, **11**  
Stopper, Fuel Camshaft, **17**  
Strainer, Water Pickup, **35**  
Strap, AC Control Bond, **63**  
Strap, Bond, **51**  
Strap, Heat Exchanger Mounting, **41**  
Strike, Door Spring, **57**  
Strip, Isolated Ground, **53**  
Support, Voltage Regulator, **65**  
Switch, Deluxe Remote Rocker, **70**  
Switch, Deluxe Remote Rocker (W / Hourmeter), **69**  
Switch, Hi Water Temperature, **27**  
Switch, Low Oil Pressure, **45**  
Switch, Manual Transfer (On/Off Shore), **74**  
Switch, Remote Panel Rocker, **68**

Switch, Rocker (DC Control), **65**  
Switch, Rocker (SPDT), **71**  
Switch, Starter Magnetic (12V), **14**  
Switch, Starter Magnetic (24V), **15**  
Switch, Temperature, **49**  
System, Cooling, **41**

## T

Tank, Coolant, **44**  
Tank, Coolant Recovery, **44**  
Tappet, Camshaft, **11**  
Tappet, Injection Pump, **22**  
Tee, Oil System Pipe, **45**  
Tee, Vacuum Relief Valve, **43**  
Thermostat, **27**  
Tube, Exhaust, **49**  
Tube, Oil Pickup, **46**  
Tube, Water, **41**

## V

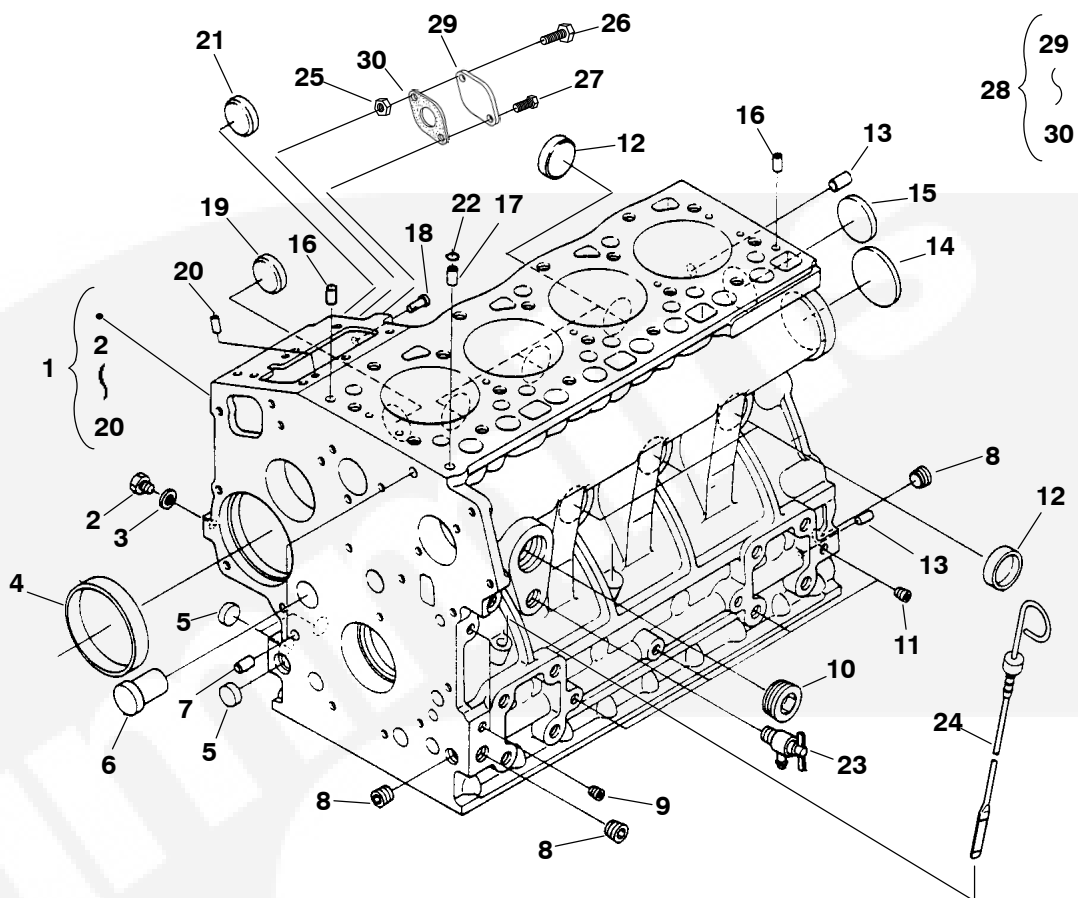
Valve, **26**  
Valve, Delivery, **22**  
Valve, Vacuum Relief, **43**  
Voltmeter, **66**

## W

Weight, Governor, **17**



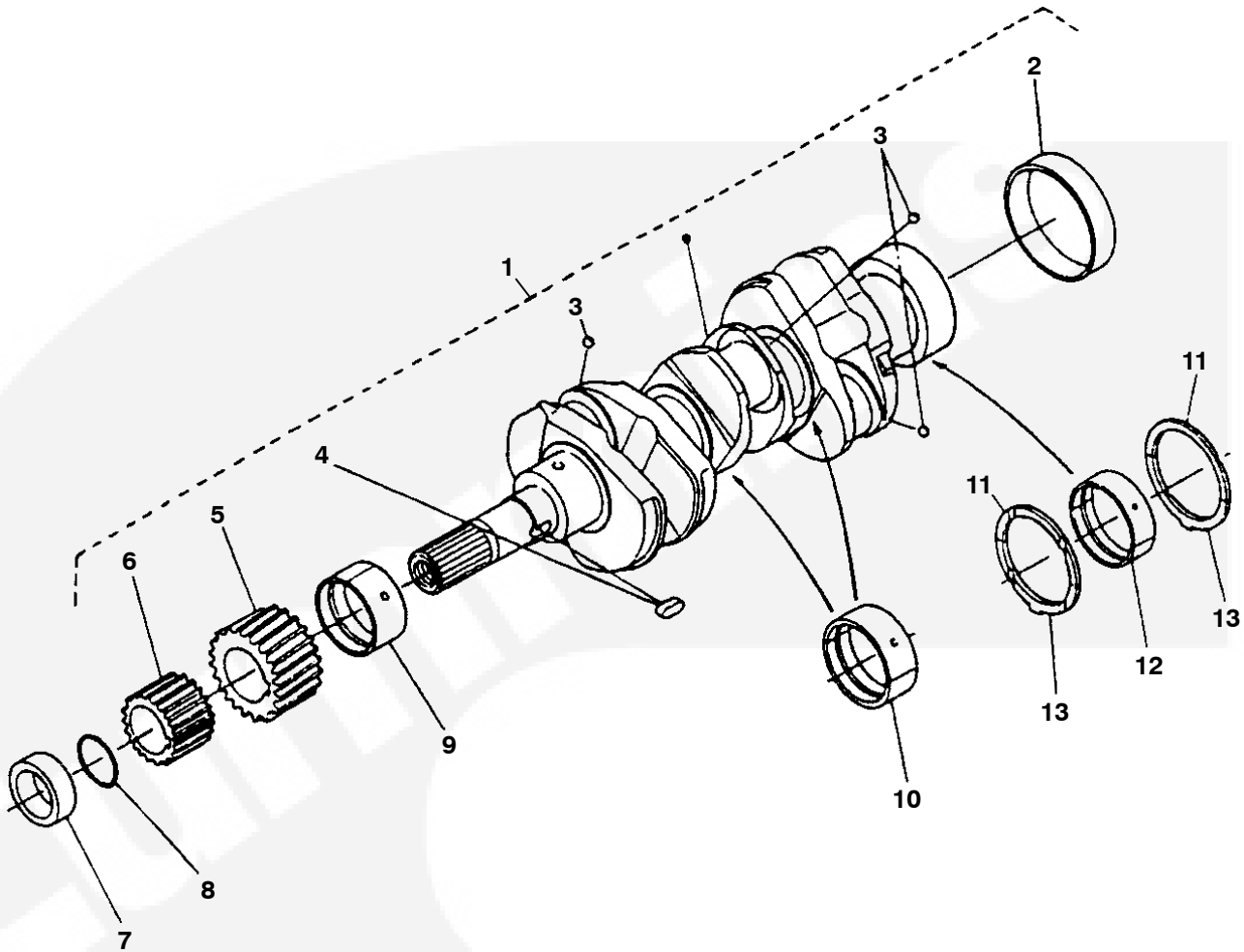
## Cylinder Block



REF NO.	PART NO.	QTY USED	PART DESCRIPTION	REF NO.	PART NO.	QTY USED	PART DESCRIPTION
			Engine Assy, Replacement	13	185-5487	2	*Pin, Straight
			MDKAA	14	185-6040	1	*Plug, Expansion
	100-3615-01	1	12V	15	185-2412	1	*Cap, Sealing
	100-3615-02	1	24V	16	185-5843	2	*Pin, Straight
			MDKAB	17	185-6469	1	*Pin, Pipe
	100-3620-01	1	12V	18	185-2102	1	*Pin, Start Spring
	100-3620-02	1	24V	19	185-7212	1	*Plug
1		1	Block, Cylinder (Includes Parts Marked *)	20	185-5486	2	*Pin, Straight
	185-7245	1	MDKAA	21	185-6889	1	Cap, Sealing
	185-7302	1	MDKAB	22	185-2095	1	O'Ring
2	185-5845	1	*Plug	23	185-5490	1	Cock Assy, Drain
3	185-2338	1	*Gasket	24	185-6866	1	Indicator, Oil Lever
4	185-6472	1	*Bush, Governor Gear	25	185-2367	1	Nut
5	185-6121	3	*Plug, Expansion	26	185-2565	1	Bolt
6	185-6471	1	*Plug	27	185-2403	1	Bolt
7	185-2115	2	*Pin, Pipe	28	155-3199	1	Kit, Keel Cooling (Includes Cover and Gasket)
8	185-6468	3	*Plug	29	185-6578	1	Cover
9	185-2233	2	*Plug	30	185-6579	1	Gasket
10	185-6856	1	*Plug				
11	185-2188	4	*Plug				
12	185-5484	6	*Cap, Sealing				

\* - Parts Included in Cylinder Block.

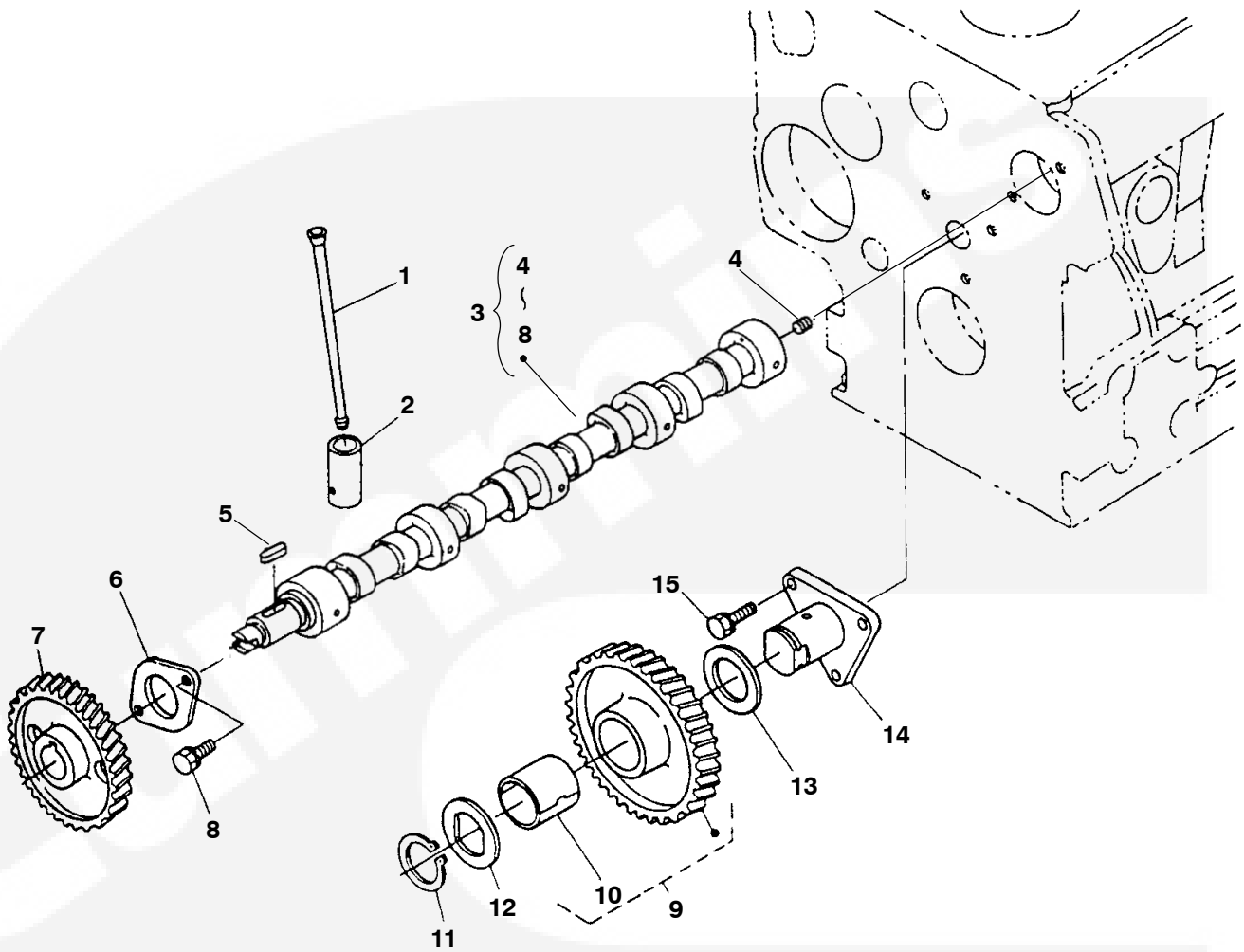
# Crankshaft



REF NO.	PART NO.	QTY USED	PART DESCRIPTION	REF NO.	PART NO.	QTY USED	PART DESCRIPTION
1			Crankshaft (Includes Parts Marked *)	185-5938	2	Standard	
	185-7249	1	MDKAA	185-5939	2	.2mm, Oversize	
	185-7312	1	MDKAB	185-6556	2	.4mm, Oversize	
2	185-6543	1	*Sleeve, Crankshaft	12			Bearing, Crankshaft
3	185-5924	4	*Ball	185-6552	1	Standard	
4	185-6541	1	*Key	185-6553	1	.2mm, Undersize	
5	185-6540	1	*Gear, Crankshaft	185-6554	1	.4mm, Undersize	
6	185-6542	1	*Gear, Oil Pump Drive	13			Washer, Thrust
7	185-6544	1	Collar, Crankshaft	185-5941	2	Standard	
8	185-6545	1	O'Ring	185-5942	2	.2mm, Oversize	
9			Bearing, Crankshaft	185-5943	2	.4mm, Oversize	
	185-6546	1	Standard				
	185-6547	1	.2mm, Undersize				
	185-6548	1	.4mm, Undersize				
10			Bearing, Crankshaft				
	185-6549	3	Standard				
	185-6550	3	.2mm, Undersize				
	185-6551	3	.4mm, Undersize				
11			Washer, Thrust				

\* - Parts Included in Crankshaft.

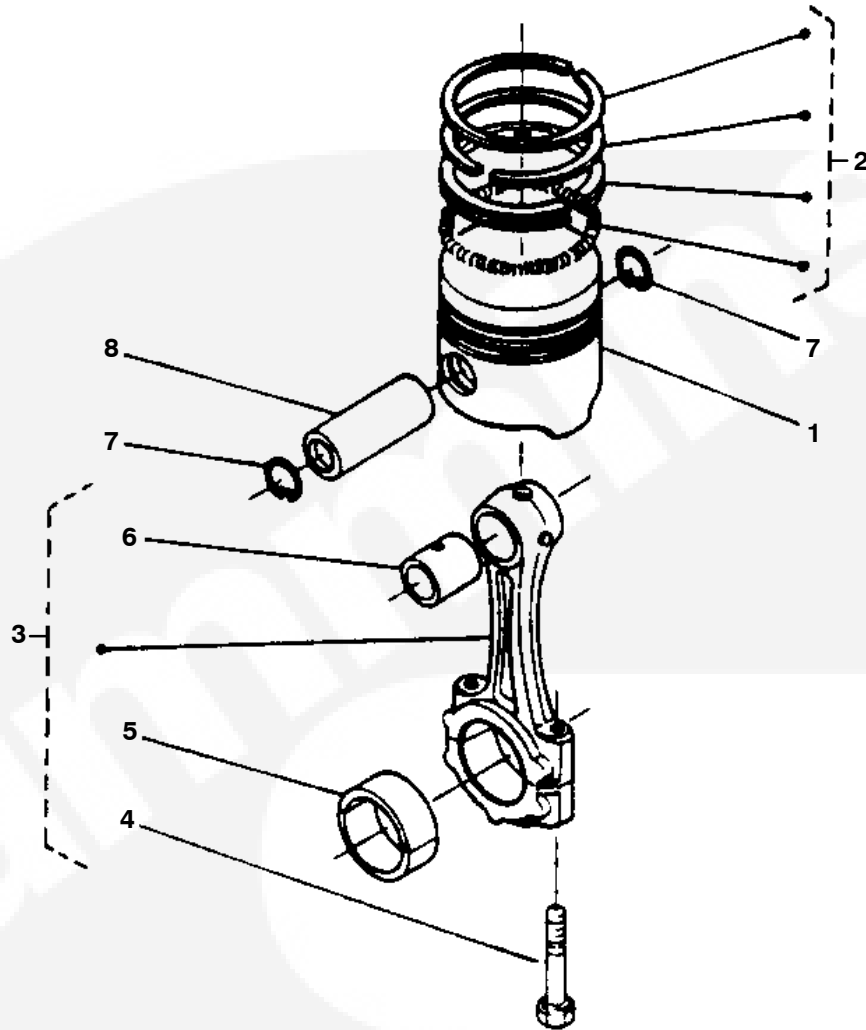
## Camshaft



REF NO.	PART NO.	QTY USED	PART DESCRIPTION	REF NO.	PART NO.	QTY USED	PART DESCRIPTION
1	185-6517	8	Rod, Push	10	185-6522	1	Bushing, Idle Gear
2	185-6516	8	Tappet	11	185-6525	1	Circlip, Idle Gear
3	185-6518	1	Camshaft Assy (Includes Parts Marked *)	12	185-6524	1	Collar, Idle Gear
4	185-5558	1	*Screw, Set	13	185-6523	1	Collar, Idle Gear
5	185-5560	1	*Key, Feather	14	185-6526	1	Shaft, Idle Gear
6	185-6520	1	*Stopper, Camshaft	15	185-2388	3	Bolt
7	185-6519	1	*Gear, Cam				
8	185-2387	2	*Bolt				
9	185-6521	1	Gear Assy, Idle (Includes Bushing)				

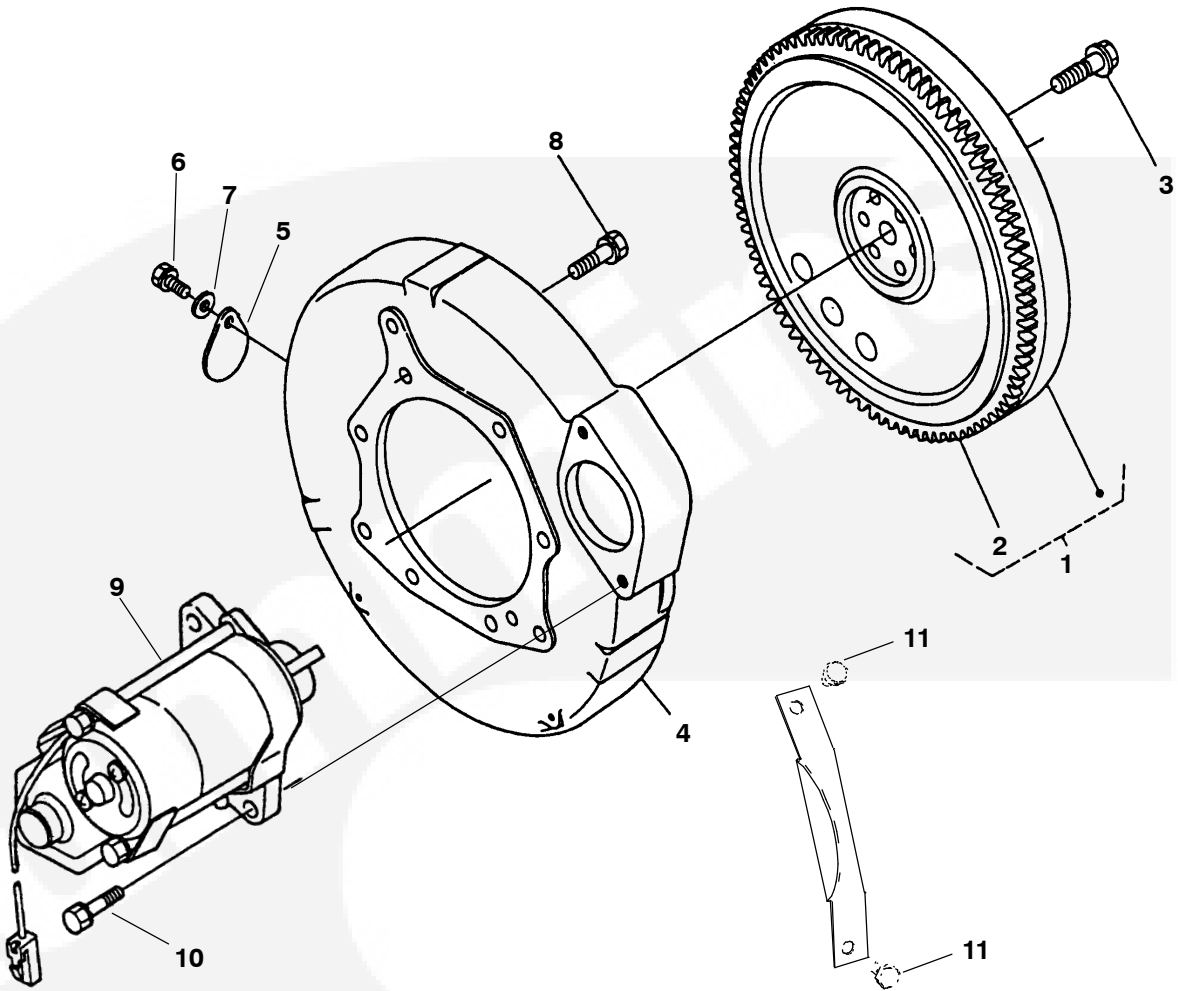
\* - Parts Included in Camshaft Assy.

## Piston



REF NO.	PART NO.	QTY USED	PART DESCRIPTION	REF NO.	PART NO.	QTY USED	PART DESCRIPTION
1			Piston	3	185-6533	4	Rod Assy, Connecting (Includes Bolt, Bearing and Bushing)
	185-6745	4	MDKAA Standard	4	185-6535	8	Bolt, Connecting Rod
	185-6746	4	.5mm, Oversize	5		4	Bearing, Connecting Rod
			MDKAB		185-6536	4	Standard
	185-7308	4	Standard		185-6537	4	.2mm Undersize
	185-7309	4	.5mm Oversize		185-6538	4	.4mm Undersize
2			Ring Set, Piston	6	185-6534	4	Bushing, Connecting Rod
			MDKAA	7	185-6532	8	Circlip, Piston Pin
	185-6529	4	Standard	8	185-6531	4	Pin, Piston
	185-6530	4	.5mm Oversize				
			MDKAB				
	185-7310	4	Standard				
	185-7311	4	.5mm Oversize				

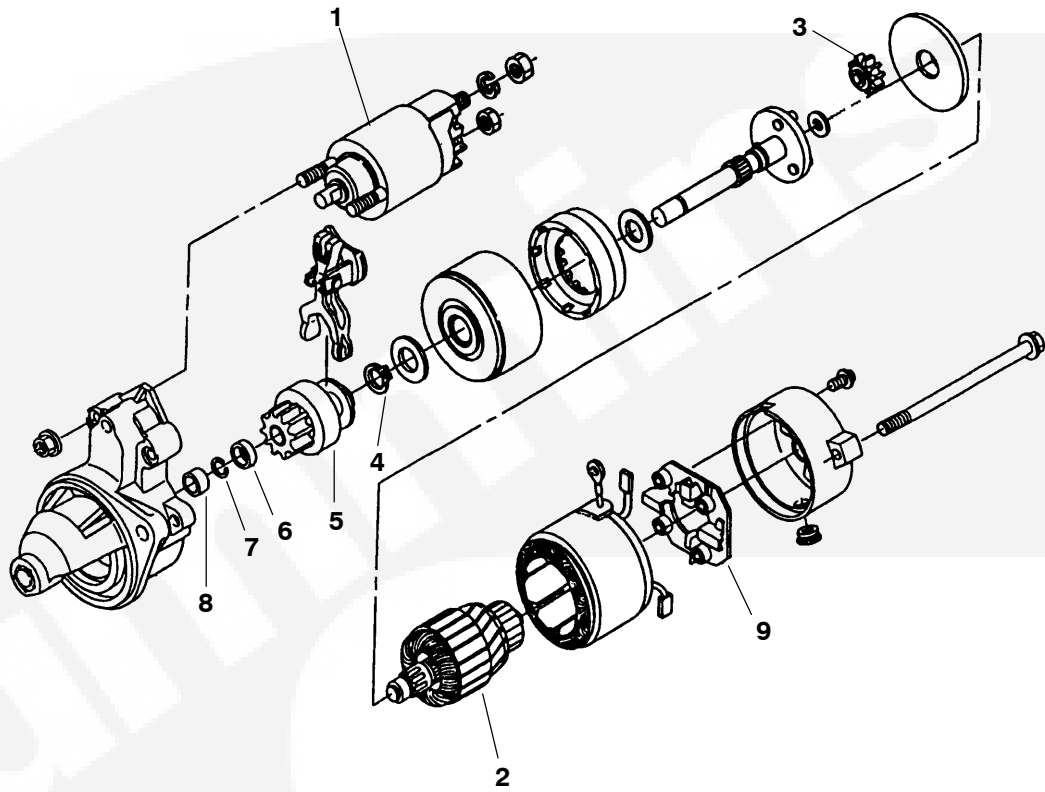
# Flywheel



REF NO.	PART NO.	QTY USED	PART DESCRIPTION	REF NO.	PART NO.	QTY USED	PART DESCRIPTION
1	185-7250	1	Flywheel (Includes Ring Gear)	9		1	Starter (See Separate Page for Components)
2	185-2170	1	Gear, Ring				
3	185-6409	6	Bolt, Flywheel		185-7104	1	12V
4	185-7218	1	Housing, Flywheel		185-7105	1	24V
5	185-7219	1	Cover	10	185-2564	2	Screw
6	185-7222	1	Bolt	11	815-0194	2	Screw, Hex Head (#10-32 x .38")
7	185-7221	1	Washer, Plain				
8	185-2178	8	Bolt				



## Starter Components (12V)

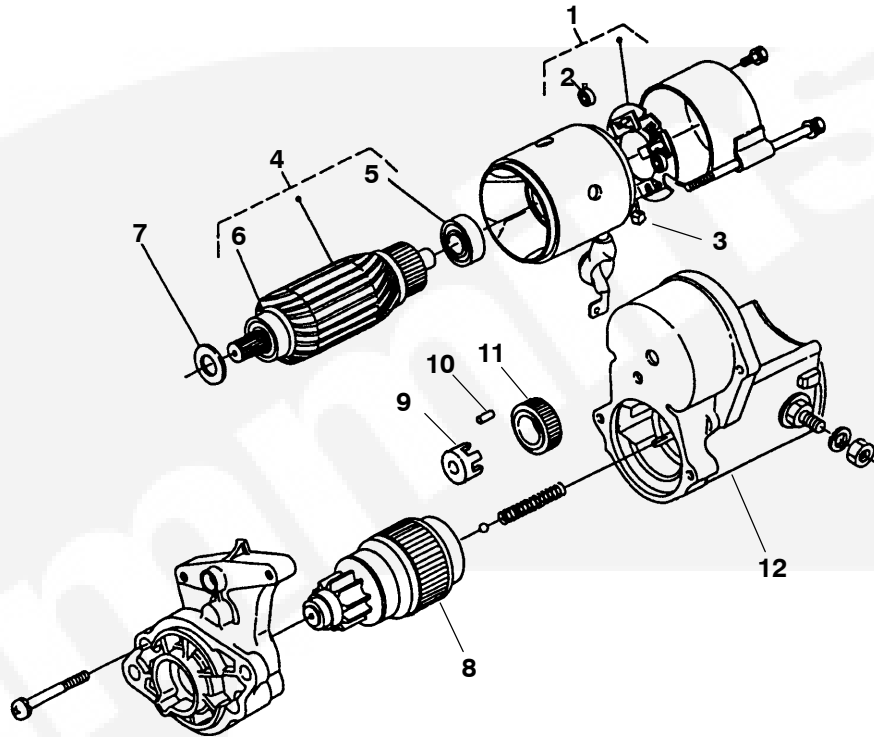


REF NO.	PART NO.	QTY USED	PART DESCRIPTION	REF NO.	PART NO.	QTY USED	PART DESCRIPTION
	185-7104	1	Starter	7	185-6386	1	Ring, Snap
1	185-2658	1	Switch, Magnetic	8	185-7233	1	Bearing, Oilless
2	185-7231	1	Armature	9	185-7230	1	Holder, Brush
3	185-7234	3	Gear				
4	185-7235	1	Ring, Snap				
5	185-7232	1	Clutch, Starter				
6	185-7236	1	Collar				

Note: Parts not Identified are Not For Sale.



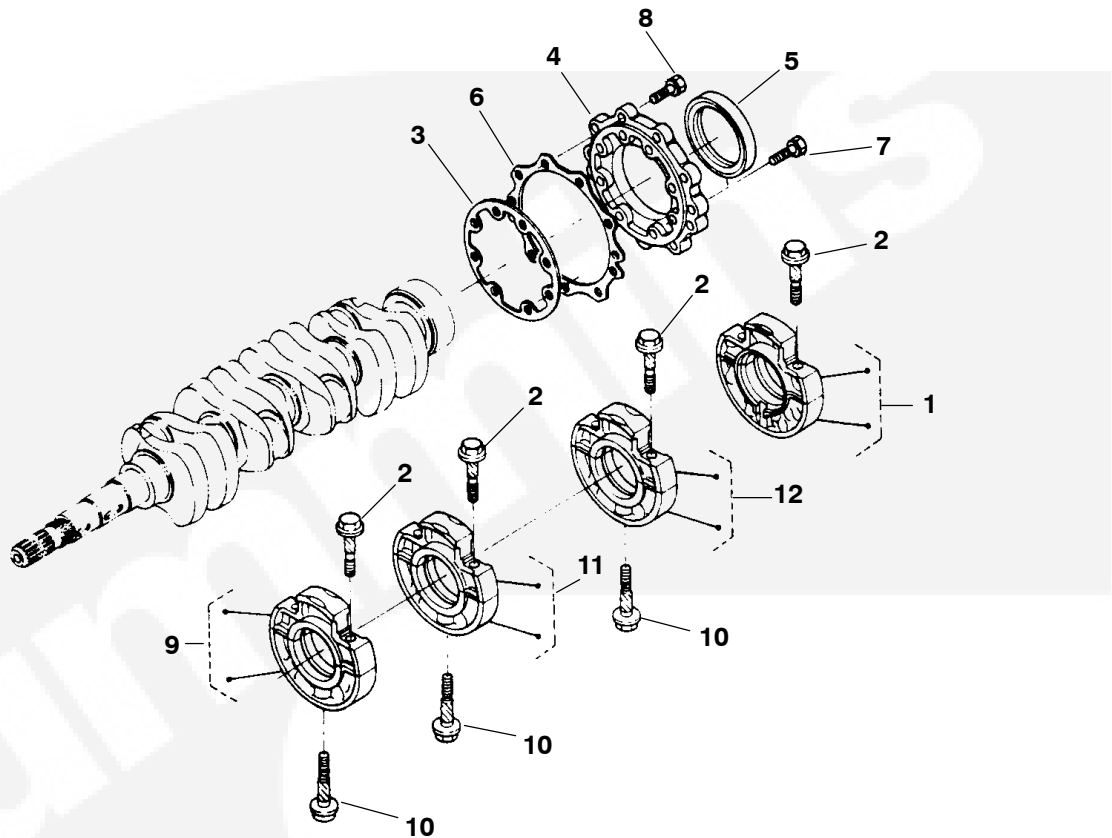
## Starter Components (24V)




REF NO.	PART NO.	QTY USED	PART DESCRIPTION	REF NO.	PART NO.	QTY USED	PART DESCRIPTION
	185-7105	1	Starter	8	185-6354	1	Clutch
1	185-7240	1	Holder Assy, Brush	9	185-6362	1	Retainer
2	185-6358	4	Spring, Brush	10	191-2252	5	Roller
3	185-7237	2	Brush, Yoke	11	185-7296	5	Gear, Pinion
4	185-7238	1	Armature	12	185-7239	1	Switch, Magnetic
5	185-6442	1	Bearing, Ball				
6	185-6441	1	Bearing, Ball				
7	185-6365	1	Washer, Felt				

Note: Parts Not Identified are Not Sold Separately.

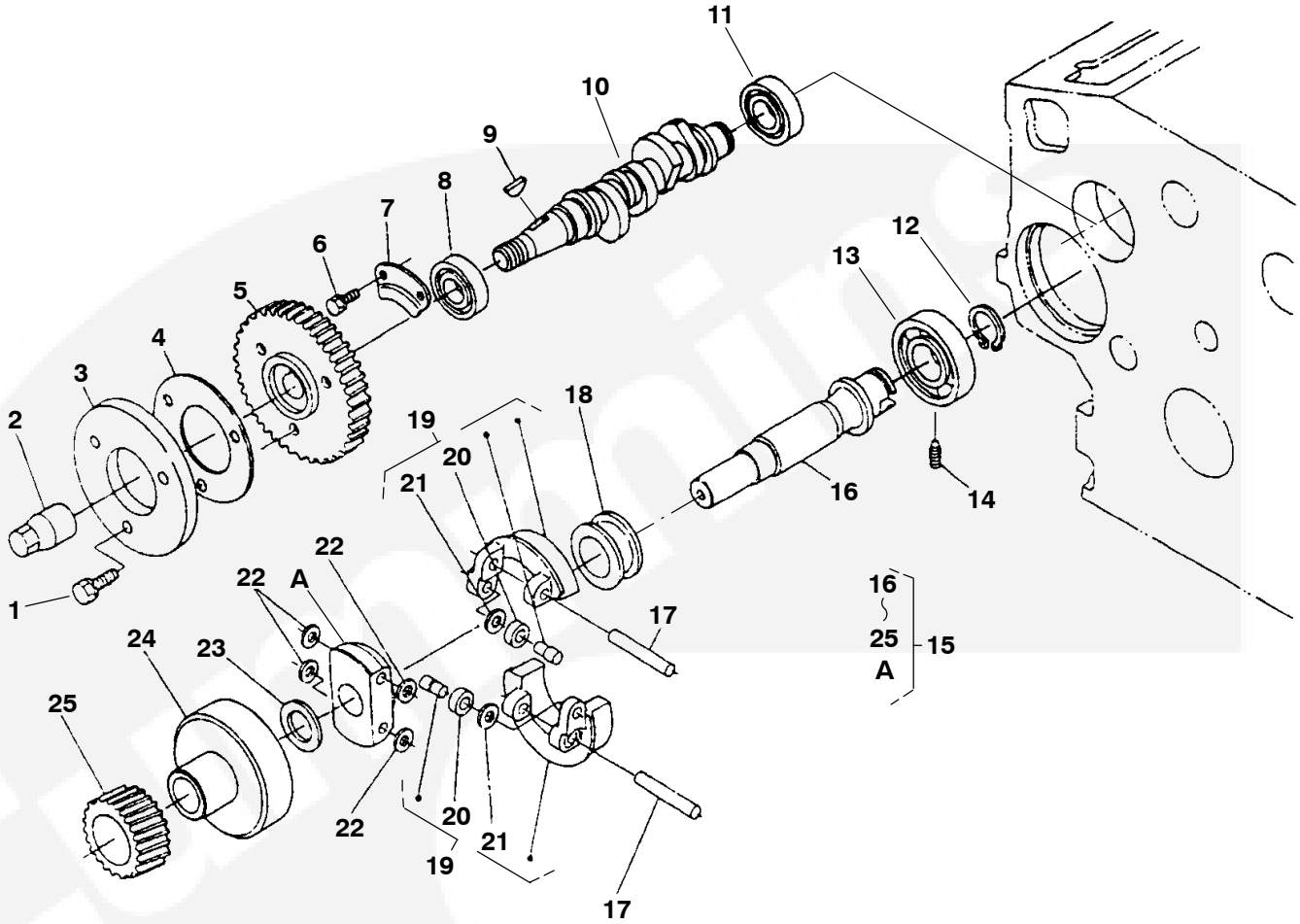
## Main Bearing Case



REF NO.	PART NO.	QTY USED	PART DESCRIPTION	REF NO.	PART NO.	QTY USED	PART DESCRIPTION
1	185-6506	1	Case Assy, Main Bearing	10	185-6513	3	Bolt, Bearing Case
2	185-6507	8	Bolt, Bearing Case	11	185-6514	1	Case Assy, Main Bearing MDKAA
3	185-6869	1	Gasket, Bearing Case		185-7306	1	MDKAB
4	185-6509	1	Cover, Bearing Case	12	185-6515	1	Case Assy, Main Bearing MDKAA
5	185-6510	1	Seal, Oil		185-7307	1	MDKAA
6	185-6871	1	Gasket, Bearing Case Cover				
7	185-2391	8	Bolt				
8	185-2390	9	Bolt				
9			Case Assy, Main Bearing				
	185-6512	1	MDKAA				
	185-7305	1	MDKAB				



## Fuel Camshaft

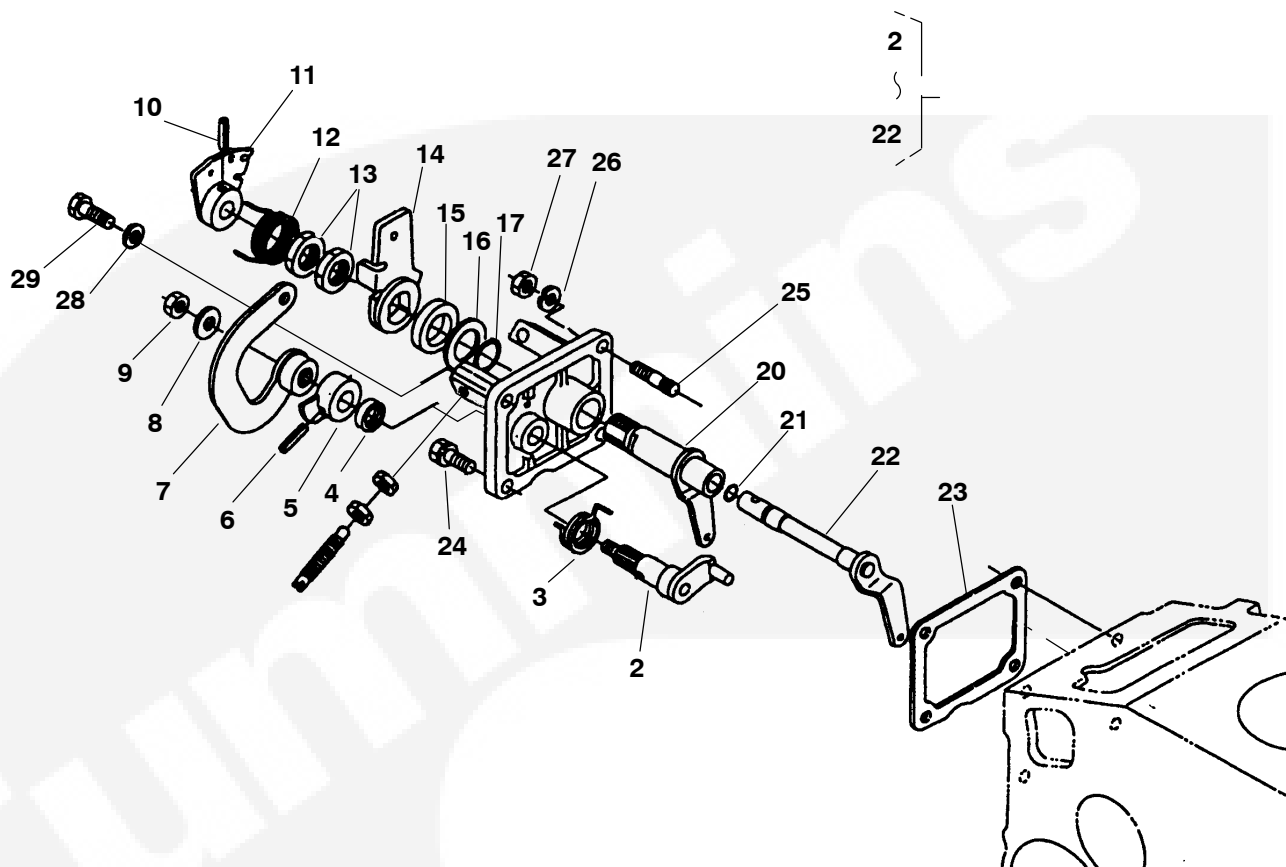


REF NO.	PART NO.	QTY USED	PART DESCRIPTION	REF NO.	PART NO.	QTY USED	PART DESCRIPTION
1	185-2389	3	Bolt	17	185-6569	2	*Shaft, Governor Weight
2	185-6560	1	Nut, Cap	18	185-6570	1	*Sleeve, Governor
3	185-6876	1	Cam, Fuel	19	185-6567	2	*Weight, Governor (Includes Bearing and Washer)
4	185-6879	1	Washer	20	185-5959	2	Bearing
5	185-6558	1	Gear, Injection Pump	21	185-5960	2	Washer
6	185-2386	2	Bolt	22	185-6568	4	*Washer, Governor Weight
7	185-6562	1	Stopper, Fuel Camshaft	23	185-6566	1	*Collar, Governor Shaft
8	185-3093	1	Bearing, Ball	24	185-6880	1	*Holder, Governor Gear
9	185-6561	1	Key, Woodruff	25	185-6565	1	*Gear, Governor
10	185-6741	1	Camshaft, Fuel				
11	510-0163	1	Bearing, Ball				
12	185-6572	1	Circlip, Governor Shaft				
13	185-6571	1	Bearing, Ball				
14	185-6573	1	Screw, Set				
15	185-6563	1	Shaft Assy, Governor (Includes Parts Marked *)				
16	185-6564	1	*Shaft, Governor				

\* - Parts Included in Governor Shaft Assy.

**NOTE:** Item 'A' is included in Governor Shaft Assy.

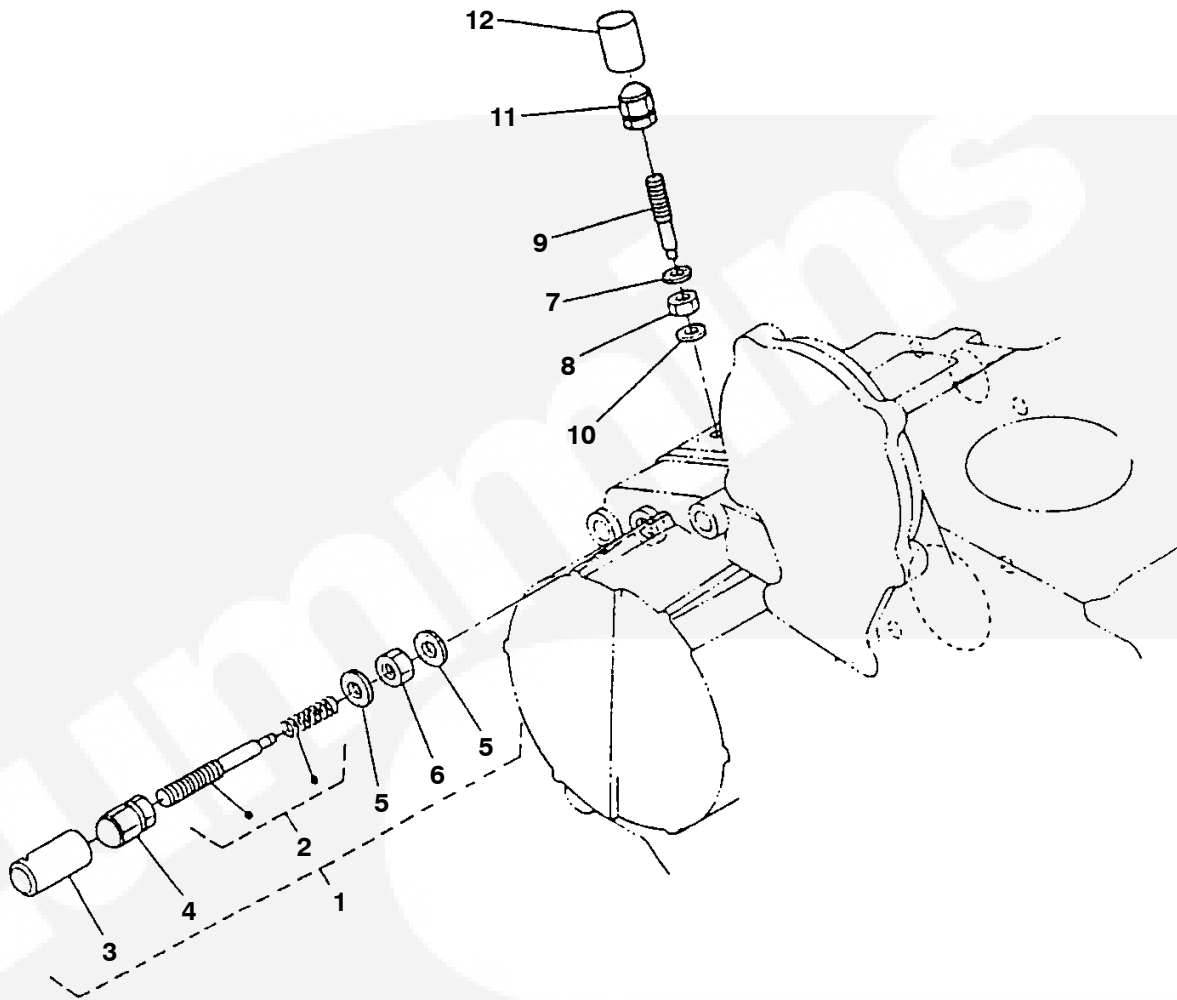
## Speed Control Plate



REF NO.	PART NO.	QTY USED	PART DESCRIPTION	REF NO.	PART NO.	QTY USED	PART DESCRIPTION
1	185-7256	1	Plate Assy, Control (Includes Parts Marked *)	16	185-7261	1	*Shim
2	185-6615	1	*Shaft, Stop Lever	17	185-5691	1	*O'Ring
3	185-6614	1	*Spring, Return	18	185-4255	2	*Nut
4	185-2461	1	*Seal, Oil	19	185-7258	5	*Bolt, Adjusting
5	185-6608	1	*Lever, Speed Control	20	185-7260	1	*Shaft, Governor
6	185-2351	1	*Pin, Spring	21	185-2347	1	*O'Ring
7	185-7257	1	*Lever, Engine Stop	22	185-7259	1	*Shaft, Governor
8	185-6610	1	*Washer, Plain	23	185-6894	1	Gasket
9	185-6611	1	*Nut	24	185-2388	1	Bolt
10	185-5696	1	*Pin, Spring	25	185-2359	2	Stud
11	185-7263	1	*Lever, Change	26	185-6759	2	Washer, Spring
12	185-7264	1	*Spring, Return	27	185-4255	2	Nut
13	185-5693	2	*Nut, Speed Control	28	185-2284	1	Gasket
14	185-7262	1	*Lever, Speed Control	29	185-5688	1	Bolt
15	185-5690	1	*Collar				

\* - Parts Included in Control Plate Assy.

## Governor Lever

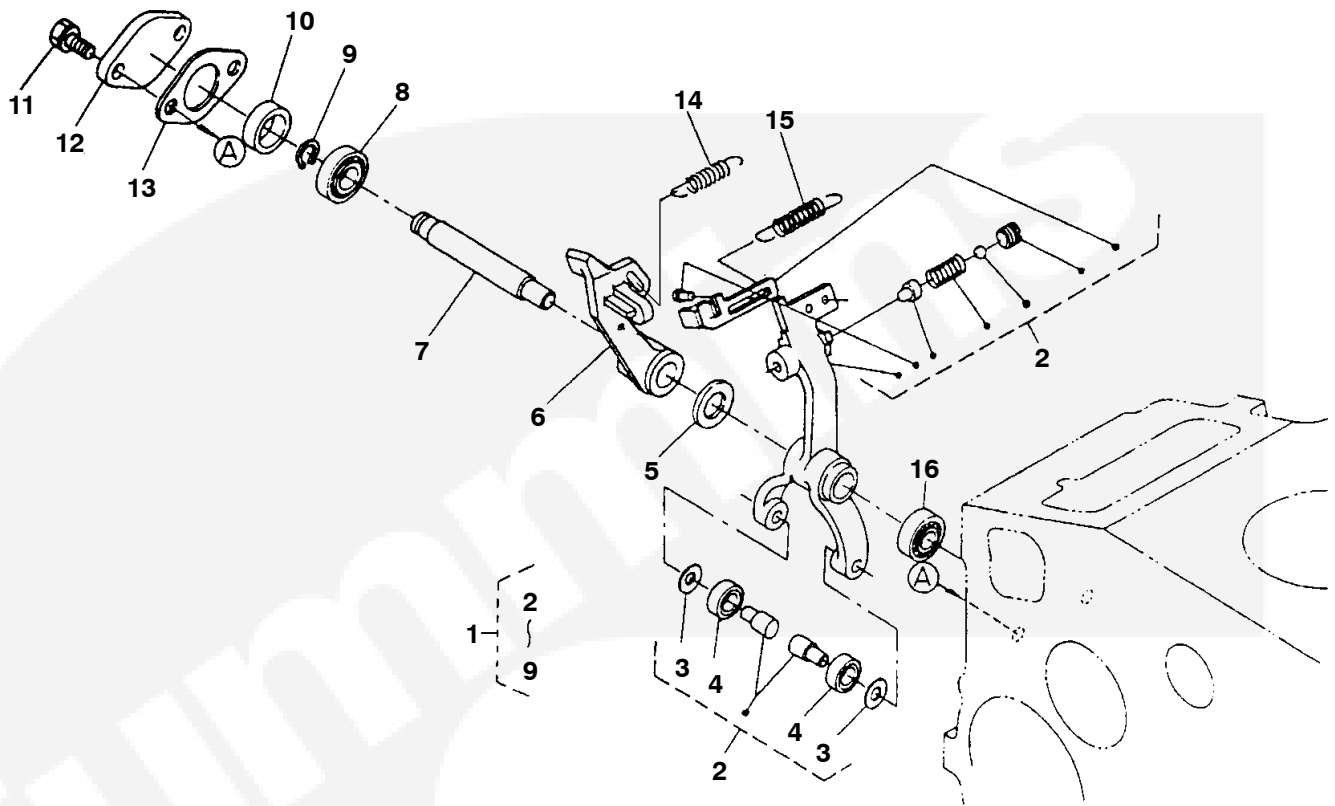


REF NO.	PART NO.	QTY USED	PART DESCRIPTION	REF NO.	PART NO.	QTY USED	PART DESCRIPTION
1	185-6574	1	Lever Assy, Governor (Includes Parts Marked *)	8	185-6931	1	Nut, Lock
2	185-6575	1	*Bolt Assy, Adjusting	9	185-6577	1	Bolt, Adjusting
3	185-6930	1	*Cap	10	185-6881	1	Gasket
4	185-5685	1	*Nut, Cap	11	185-5685	1	Nut, Cap
5	185-2284	2	*Gasket	12	185-6932	1	Cap
6	185-5684	1	*Nut				
7	185-2284	1	Gasket				

\* - Parts Included in Governor Lever Assy.



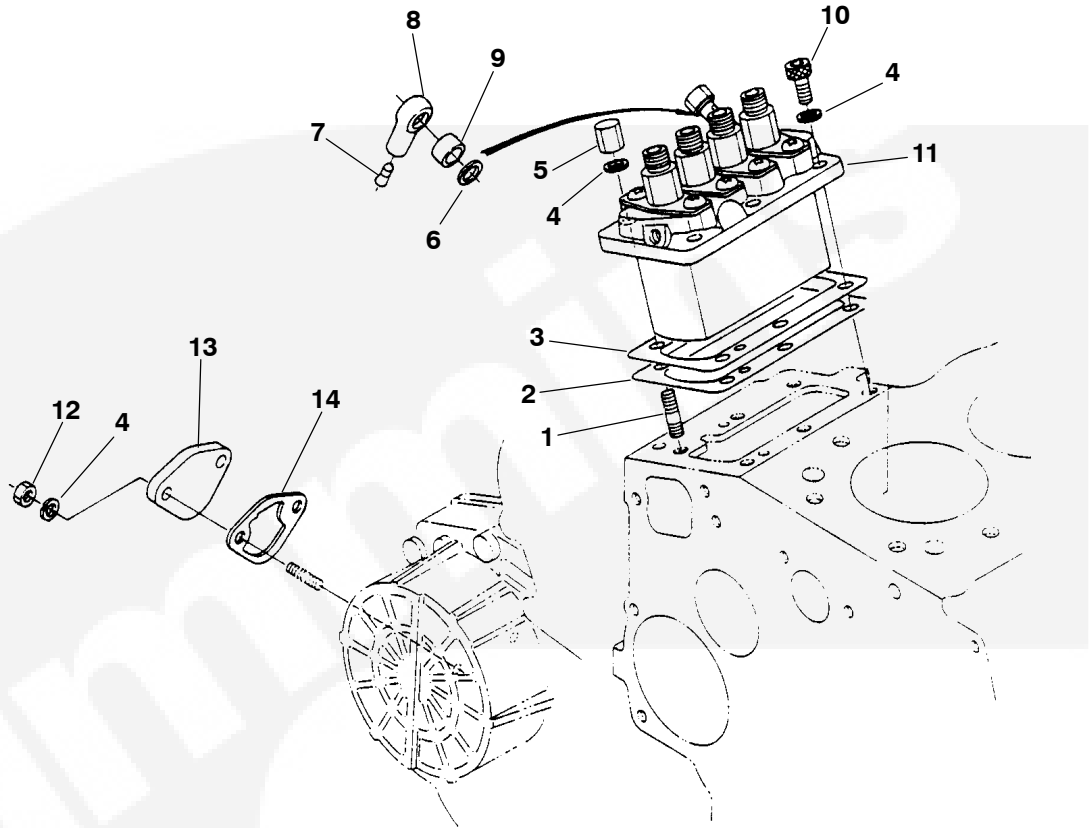
## Governor




REF NO.	PART NO.	QTY USED	PART DESCRIPTION	REF NO.	PART NO.	QTY USED	PART DESCRIPTION
1	185-7254	1	Lever Assy, Fork (Includes Parts Marked *)	10	185-6604	1	Collar
2	185-7255	1	*Lever, Fork (Includes Washer and Bearing)	11	185-2387	2	Bolt
3	185-5960	2	Washer	12	185-6602	1	Cover, Fork Lever Shaft
4	185-5959	2	Bearing	13	185-6603	1	Gasket
5	185-6163	1	*Washer, Plain	14	185-7253	1	Spring, Governor
6	185-6598	1	*Lever, Fork	15	185-7252	1	Spring, Start
7	185-6599	1	*Shaft, Fork Lever	16	185-6605	1	Bearing, Miniature
8	185-6600	1	*Bearing, Miniature				
9	185-6601	1	*Circlip, External				

\* - Parts Included in Fork Lever Assy.

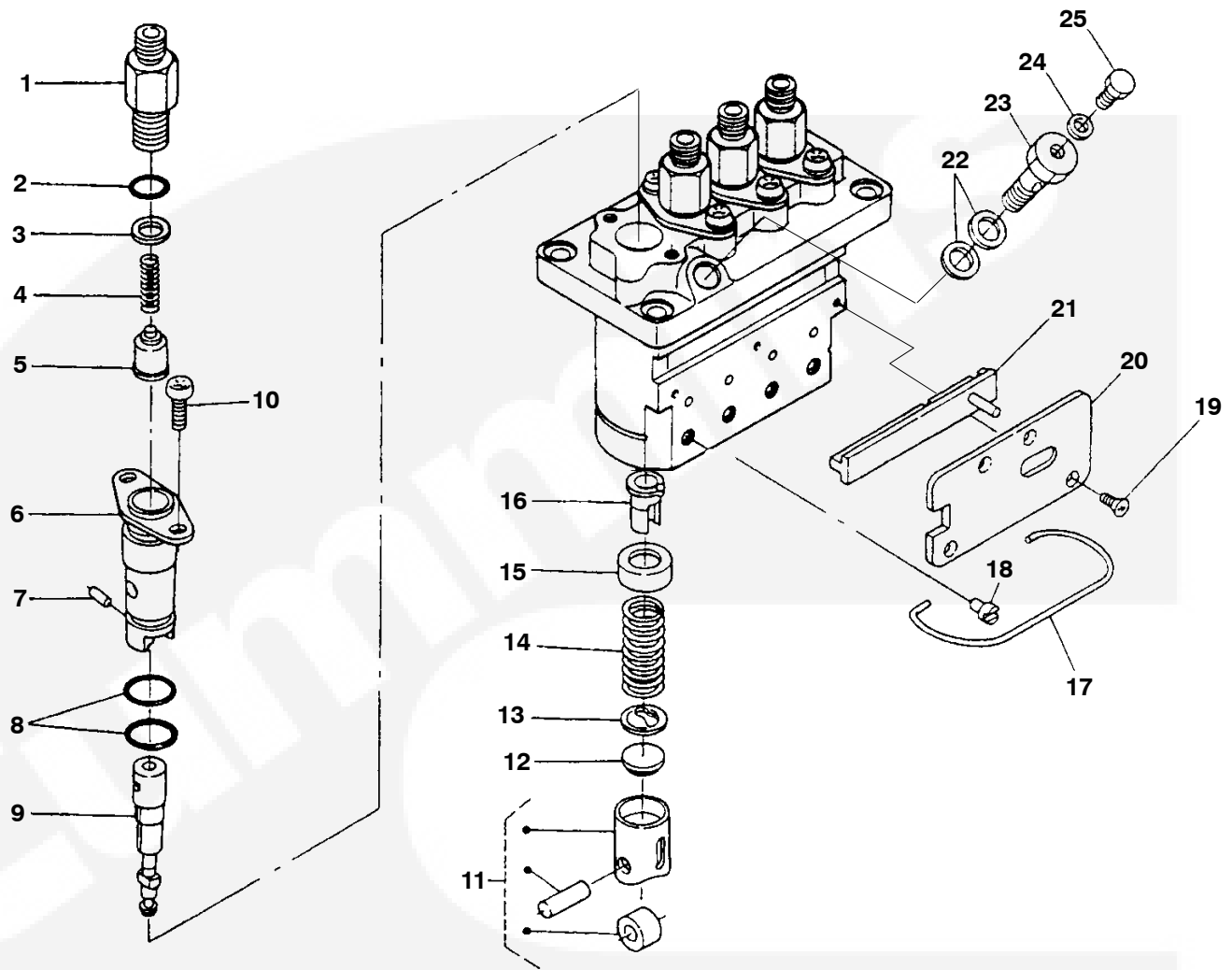
# Injection Pump



REF NO.	PART NO.	QTY USED	PART DESCRIPTION	REF NO.	PART NO.	QTY USED	PART DESCRIPTION
1	185-5624	3	Stud	8	185-6584	1	Joint, Eye
2	185-6744	1	Shim, Injection Pump (.30mm)	9	185-6585	1	Collar, Eye Joint
3	185-6742	AR	Shim, Injection Pump .20mm	10	185-5623	3	Bolt, Hex Socket Head
	185-6743	AR	.25mm	11	185-6748	1	Pump Assy, Injection (See Separate Page for Components)
4	185-6759	8	Washer, Spring				
5	185-5625	3	Nut, Cap	12	185-4255	2	Nut
6	185-2578	1	Gasket	13	185-5798	1	Cover
7	185-6586	1	Cap	14	185-6580	1	Gasket



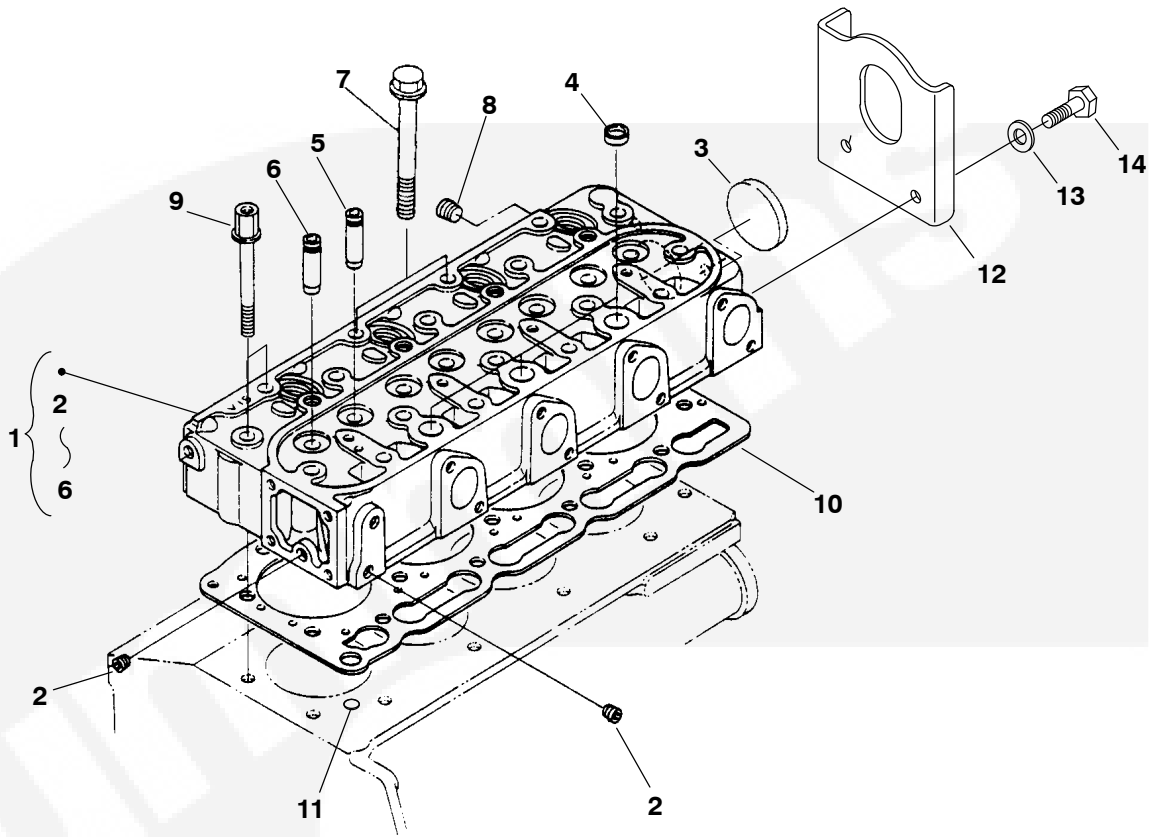
## Injection Pump Components



REF NO.	PART NO.	QTY USED	PART DESCRIPTION	REF NO.	PART NO.	QTY USED	PART DESCRIPTION
	185-6748	1	Pump Assy, Injection	13	185-5654	4	Seat, Spring Lower
1	185-6588	4	Holder, Delivery Valve	14	185-5652	4	Spring, Plunger
2	185-5643	4	O'Ring	15	185-5653	4	Seat, Spring Upper
3	185-5641	4	Gasket, Delivery Valve	16	185-5659	4	Sleeve, Control
4	185-5640	4	Spring, Delivery Valve	17	185-6589	1	Pin, Clamp
5	185-5639	4	Valve, Delivery	18	185-5650	4	Pin, Tappet Guide
6	185-5644	4	Flange, Sleeve	19	185-5658	5	Screw, Countersunk Head
7	185-5645	4	Pin, Joint	20	185-7251	1	Plate
8	185-5646	8	O'Ring	21	185-6885	1	Rack, Control
9	185-6884	4	Plunger, Pump	22	185-5661	2	Gasket
10	185-5647	8	Screw	23	185-6887	1	Bolt, Joint
11	185-5649	4	Tappet	24	185-5663	1	Gasket
12	185-5655	4	Shim	25	185-5662	1	Screw, Air Bleed



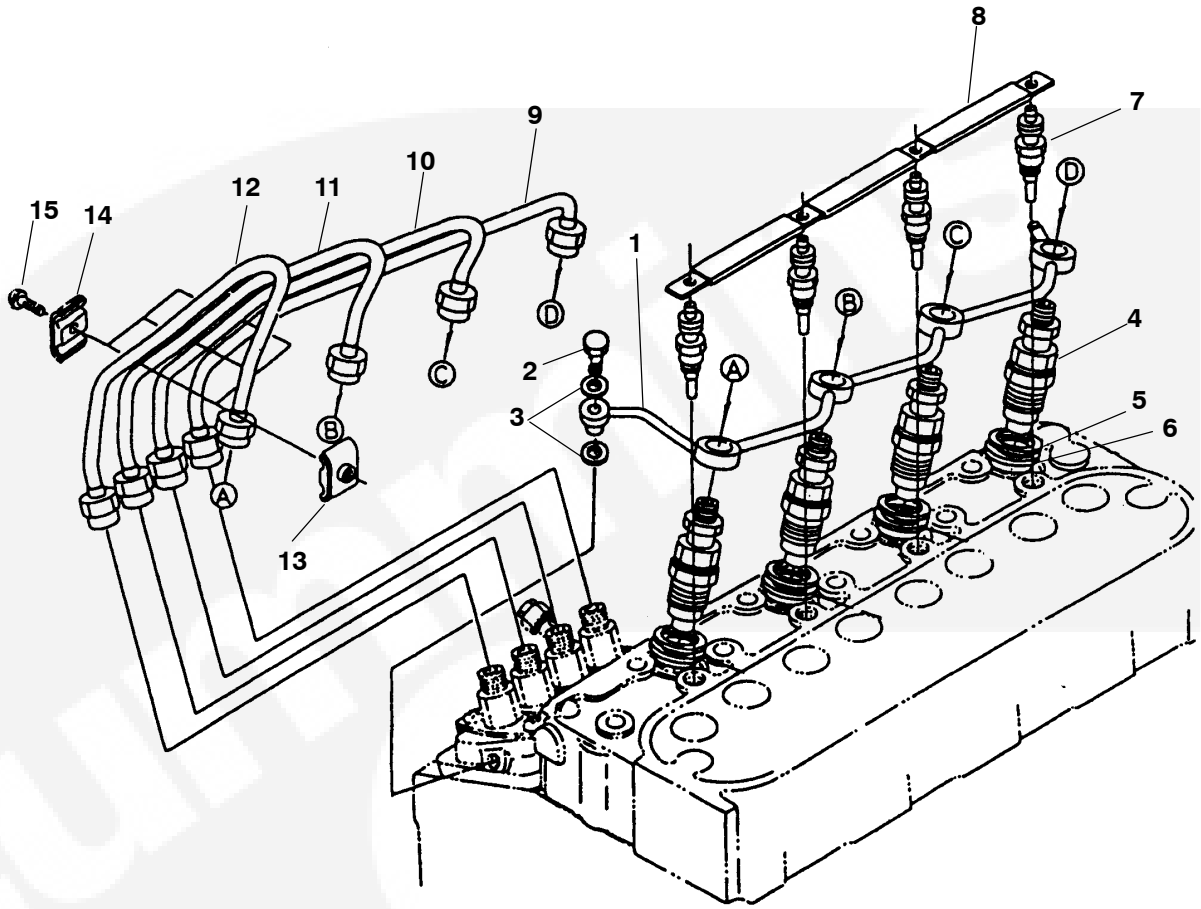
## Cylinder Head



REF NO.	PART NO.	QTY USED	PART DESCRIPTION	REF NO.	PART NO.	QTY USED	PART DESCRIPTION
1			Head Assy, Cylinder (Includes Parts Marked *)	9	185-6479	2	Bolt, Cylinder Head
	185-6747	1	MDKAA	10	185-6478	1	Gasket, Cylinder Head
	185-7303	1	MDKAB		185-6478	1	MDKAA
2	185-2188	2	*Plug		185-7304	1	MDKAB
3	185-2411	1	*Cap, Sealing	11	185-2095	1	O'Ring
4	185-2413	3	*Cap, Sealing	12	403-4284-04	1	Bracket, Lifting
5	185-6476	4	*Guide, Exhaust Valve	13	526-0399-60	2	Washer, Flat (M8)
6	185-6475	4	*Guide, Inlet Valve	14	800-3017-18	2	Screw, Hex Head Cap (M8 x 1.25 x 16mm)
7	185-6477	16	Bolt, Cylinder Head				
8	185-5502	1	Plug				

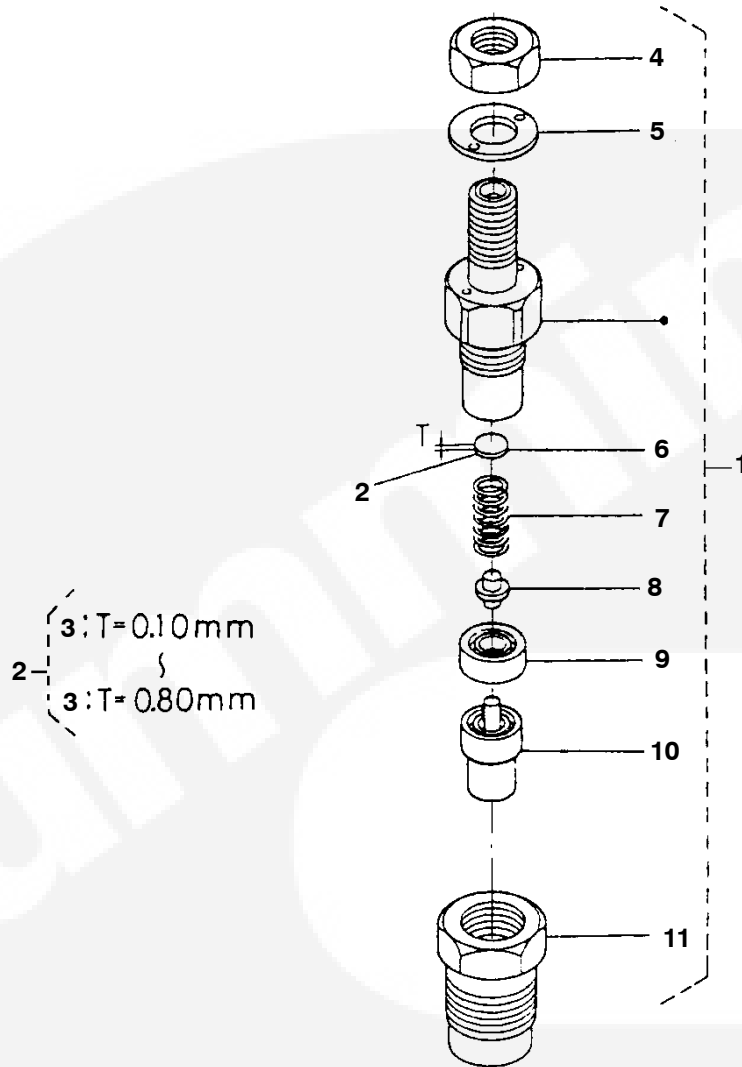
\* - Parts Included in Cylinder Head Assy.

## Nozzle Holder and Glow Plug



REF NO.	PART NO.	QTY USED	PART DESCRIPTION	REF NO.	PART NO.	QTY USED	PART DESCRIPTION
1	185-7265	1	Pipe, Overflow	8	185-6624	1	Cord, Glow Plug
2	185-7082	1	Screw, Air Bleeder	9	185-7266	1	Pipe, Injection
3	185-2284	2	Gasket	10	185-6621	1	Pipe, Injection
4	185-6740	4	Holder Assy, Nozzle (See Separate Page for Components)	11	185-6751	1	Pipe, Injection
5	185-5337	4	Gasket	12	185-6750	1	Pipe, Injection
6	185-5985	4	Seal, Heat Plug, Glow	13	185-5612	3	Clamp, Pipe
7	185-5421	4	12V	14	185-2345	3	Clamp, Pipe
	185-7268	4	24V	15	185-2385	3	Screw, Washer Head

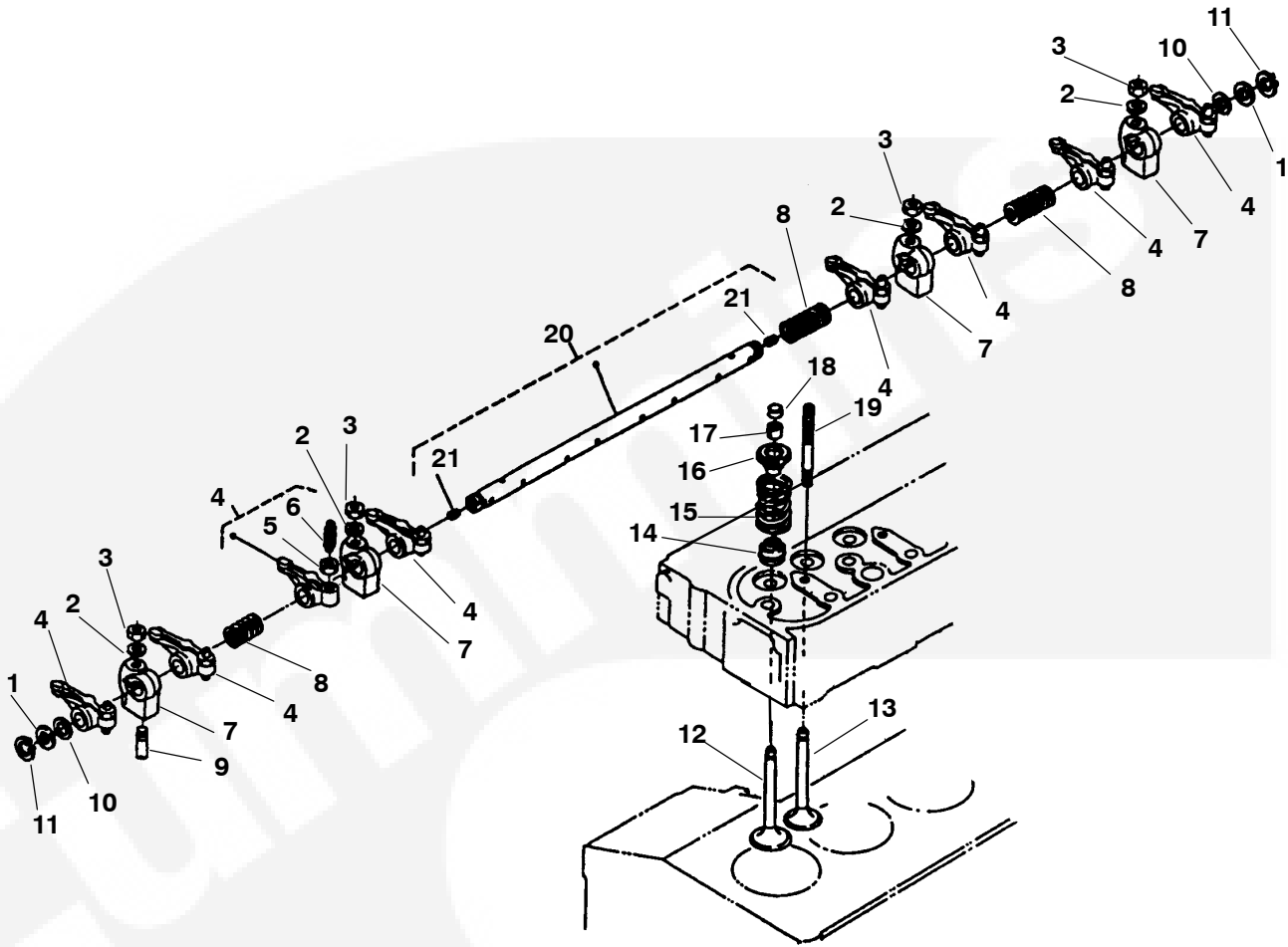
## Nozzle Holder Components



REF NO.	PART NO.	QTY USED	PART DESCRIPTION	REF NO.	PART NO.	QTY USED	PART DESCRIPTION
1	185-6740	4	Holder Assy, Nozzle (Includes Parts Marked *)	4	185-6900	4	*Nut
2	185-6908	4	*Washer Assy, Adjust (Includes Adjusting Washers)	5	185-6906	4	*Washer, Plain
3			Washer, Adjusting	6	185-6901	4	*Washer, Adjusting
	185-6909	4	.10mm	7	185-6902	4	*Spring, Nozzle
	185-6910	4	.20mm	8	185-6904	4	*Rod, Push
	185-6911	4	.30mm	9	185-6903	4	*Piece, Distance
	185-6912	4	.40mm	10	185-6907	4	*Piece, Nozzle
	185-6913	4	.50mm	11	185-6905	4	*Nut, Nozzle
	185-6914	4	.52mm				
	185-6915	4	.54mm				
	185-6916	4	.56mm				
	185-6917	4	.58mm				
	185-6918	4	.80mm				

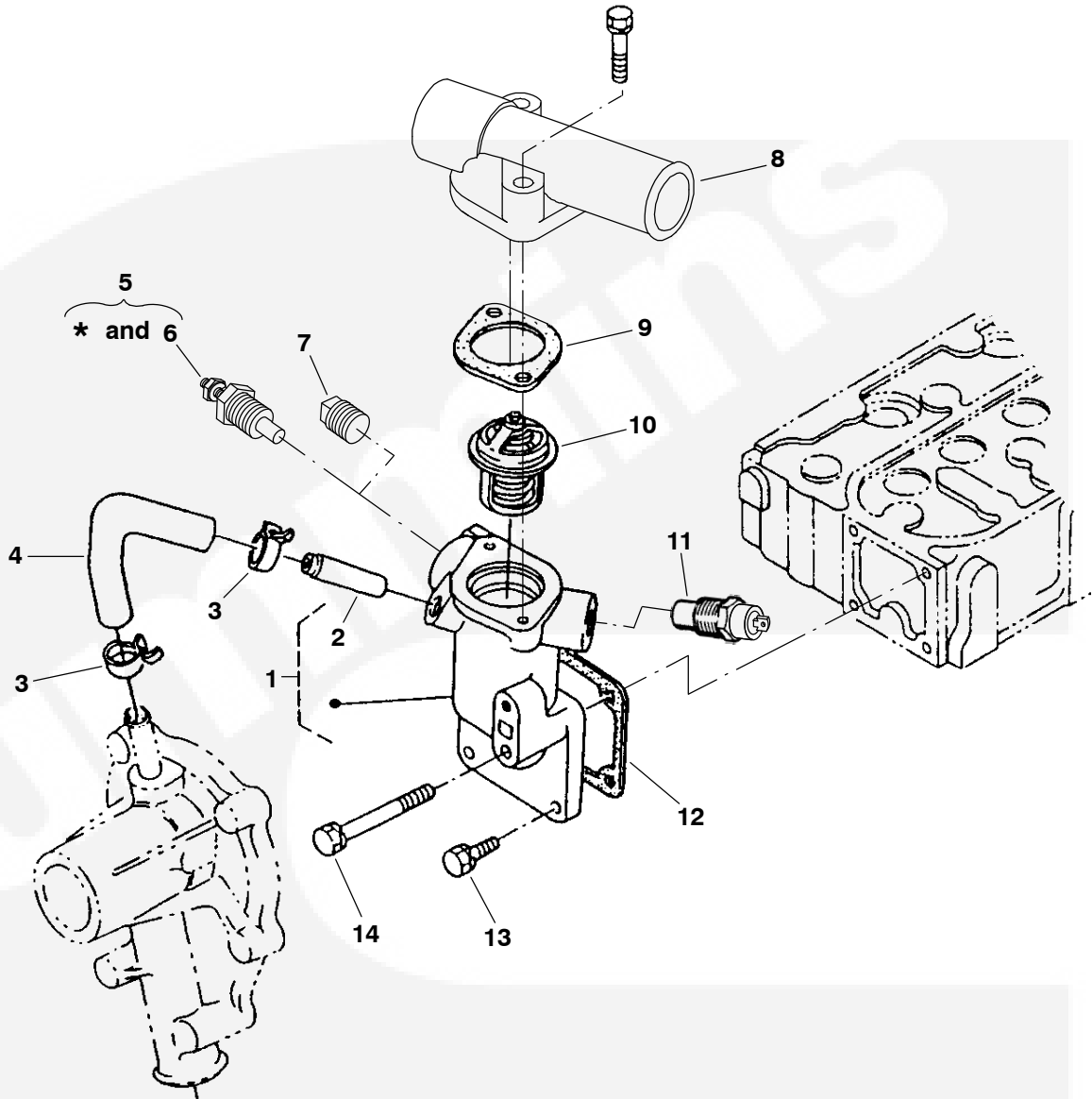
\* - Parts Included in Nozzle Holder Assy.

## Valve and Rocker Arm



REF NO.	PART NO.	QTY USED	PART DESCRIPTION	REF NO.	PART NO.	QTY USED	PART DESCRIPTION
1	185-6690	2	Washer, Rocker Arm Shaft	12	185-6681	4	Valve, Inlet
2	185-2184	4	Washer, Plain	13	185-6682	4	Valve, Exhaust
3	185-2179	4	Nut	14	185-7300	8	Seal, Valve Stem
4	185-6693	8	Arm Assy, Rocker (Includes Screw and Nut)	15	185-6683	8	Spring, Valve
5	185-6695	8	Nut	16	185-2076	8	Retainer, Valve Spring
6	185-6694	8	Screw, Adjusting	17	110-3827	8	Collet, Valve Spring
7	185-6687	4	Bracket, Rocker Arm	18	185-2080	8	Cap, Valve
8	185-6691	3	Spring, Rocker Arm	19	185-6688	4	Stud
9	185-2072	1	Screw, Rocker Arm Set	20	185-6685	1	Shaft Assy, Rocker Arm (Includes Screws)
10	185-6689	2	Washer, Rocker Arm Shaft	21	185-6686	2	Screw, Set
11	185-6692	2	Circlip, External				

## Water Flange

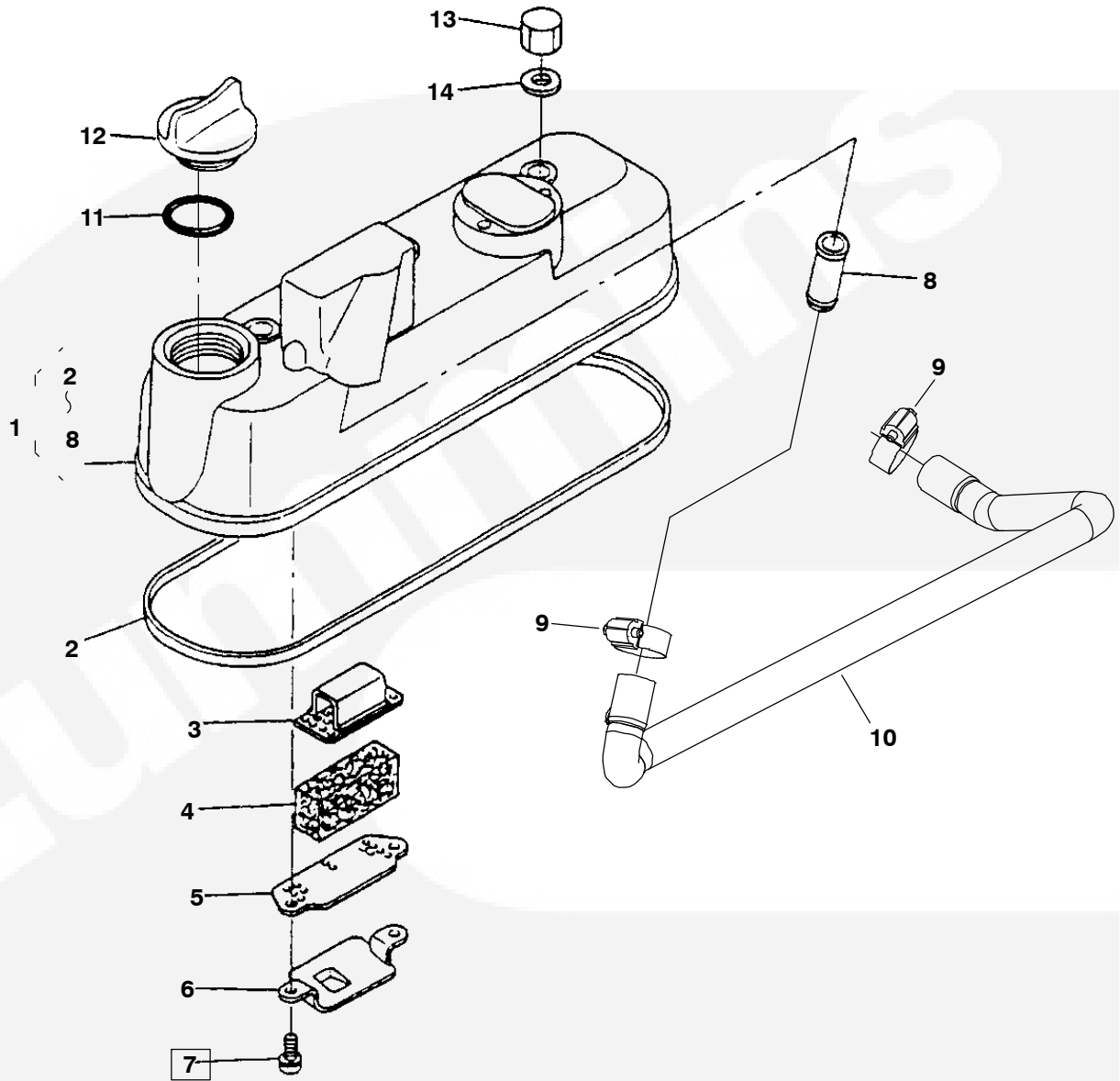


REF NO.	PART NO.	QTY USED	PART DESCRIPTION	REF NO.	PART NO.	QTY USED	PART DESCRIPTION
1	185-7297	1	Flange, Water (Includes Water Return Pipe)	10	185-6005	1	Thermostat
2	185-6445	1	Pipe, Water Return	11			Switch, Water Temperature Shutoff (S2)
3	185-6667	2	Band, Pipe	309-0601	1		Negative Ground (B200, B201)
4	185-6666	1	Pipe, Water Return	309-0673	1	+	Isolated Ground (B380)
5			*Kit, Sender (Includes Water Temperature Sender)	12	185-6922	1	Gasket, Water Flange
	300-5040	1	Negative Ground	13	185-2388	3	Bolt
	300-5041	1	Isolated Ground	14	185-6665	1	Bolt
6			Sender, Water Temperature(E2)				
	193-0318	1	Negative Ground (B200, B201)				
	193-0457-01	1	Isolated Ground (B380)				
7	185-5826	1	Plug				
8	185-7298	1	Cover, Thermostat				
9	185-6004	1	Gasket, Thermostat				

\* - Kit Also Includes Oil Pressure Sender Listed on Oil System Page.

+ - Switch Included in Isolated Ground Kit Listed on Isolated Ground Page.

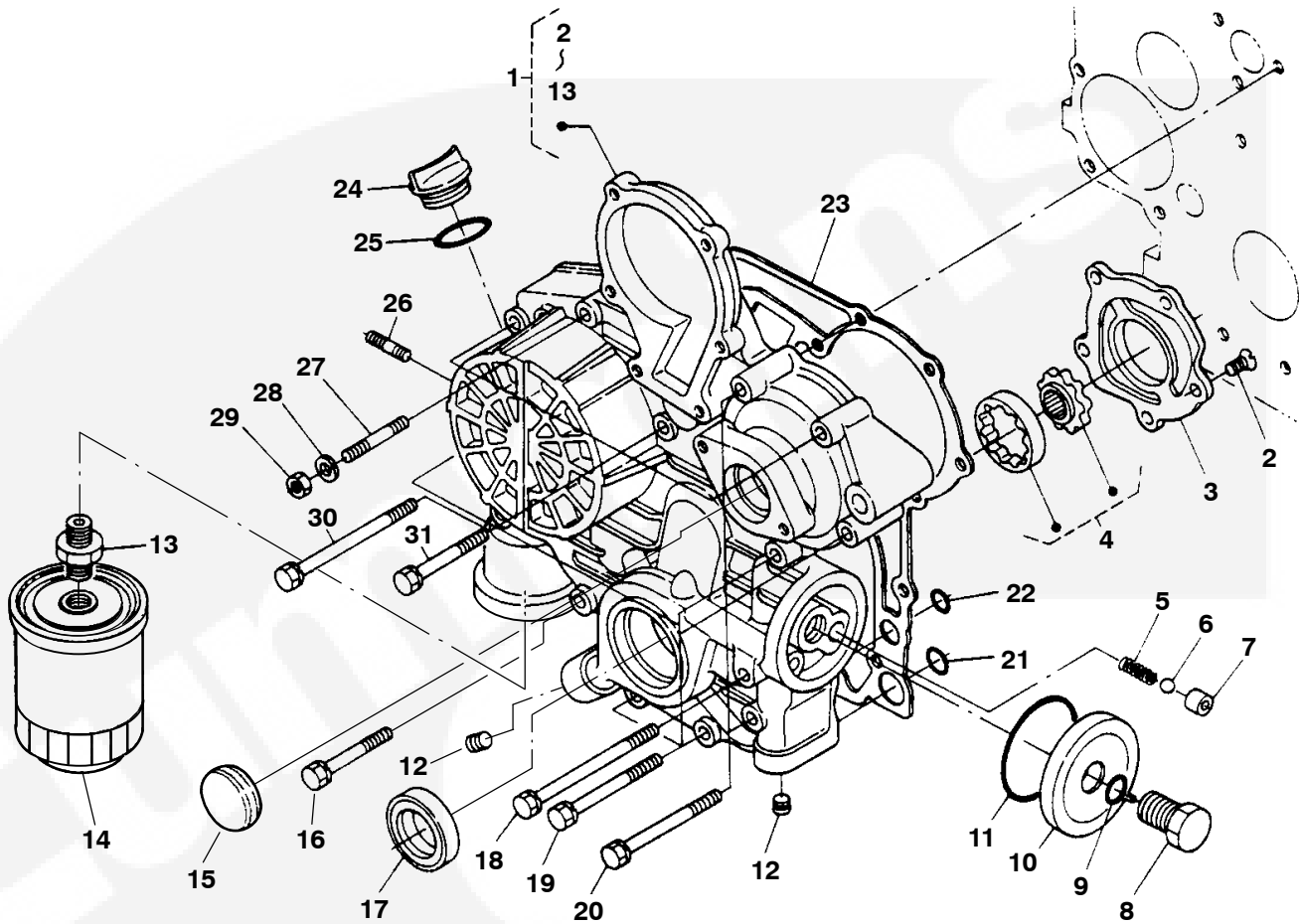
## Cylinder Head Cover



REF NO.	PART NO.	QTY USED	PART DESCRIPTION	REF NO.	PART NO.	QTY USED	PART DESCRIPTION
1	185-6497	1	Cover Assy, Cylinder Head (Includes Parts Marked *)	9	503-0976	2	Clamp, Hose
2	185-6498	1	*Gasket, Cylinder Head Cover	10	503-2087	1	Hose, Breather
3	185-6501	1	*Plate, Upper Breather Element	11	185-2349	2	O'Ring
4	185-6721	1	*Element, Breather	12	185-5407	2	Cover, Oil Fill
5	185-6500	1	*Plate, Lower Breather Element	13	185-6394	4	Nut, Cap
6	185-6503	1	*Shield, Breather Oil	14	185-2291	4	Gasket
7	185-2384	2	*Screw, Washer Head				
8	185-6499	1	*Joint, Breather Pipe				

\* - Parts Included in Cylinder Head Cover Assy.

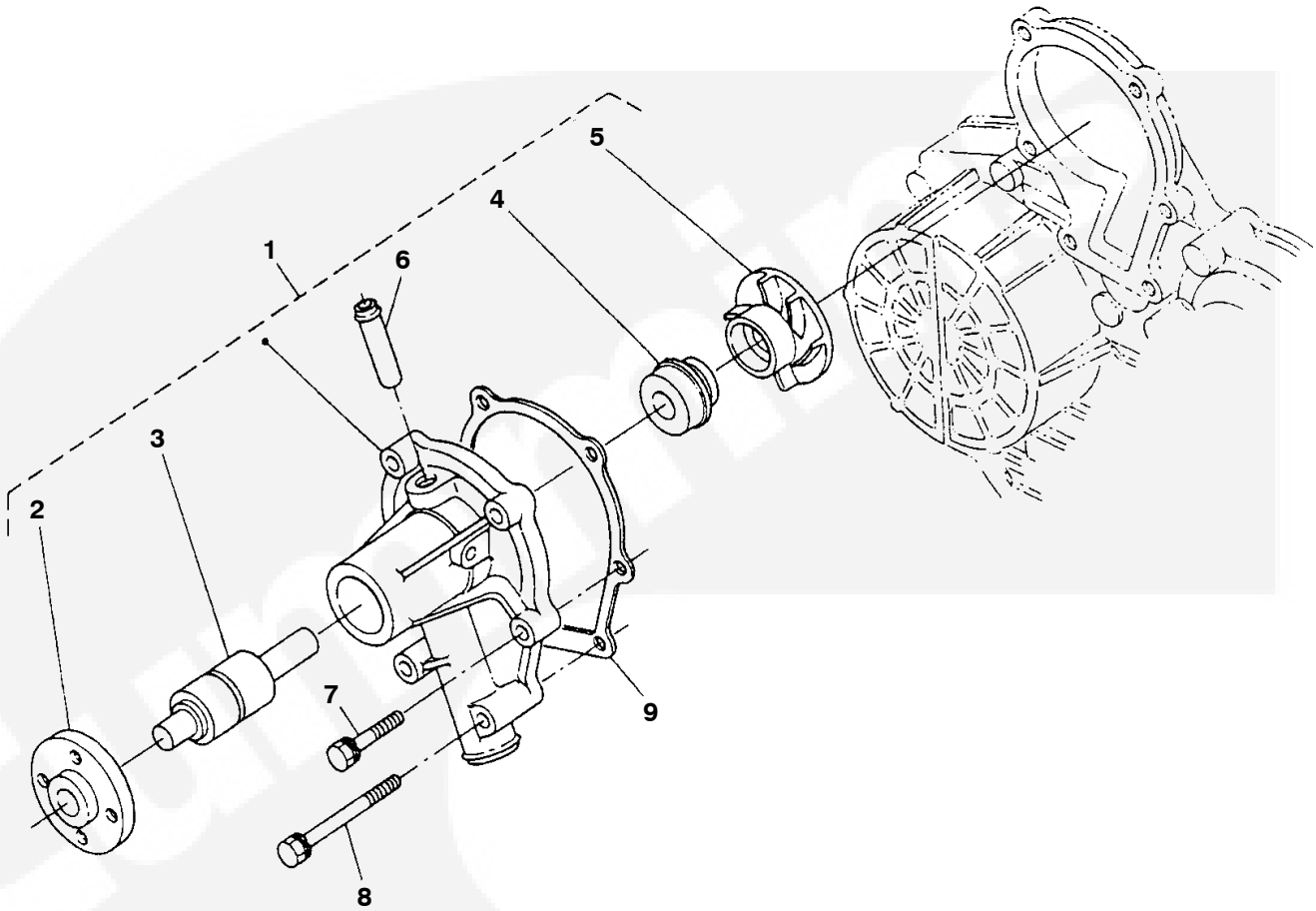
## Gearcase



REF NO.	PART NO.	QTY USED	PART DESCRIPTION	REF NO.	PART NO.	QTY USED	PART DESCRIPTION
1	185-6480	1	Gearcase Assy (Includes Parts Marked *)	18	185-6491	2	Bolt
2	185-6487	5	*Screw, Countersunk Head	19	185-7069	4	Bolt
3	185-6486	1	*Cover, Oil Pump	20	185-6665	2	Bolt
4	185-6485	1	*Rotor, Oil Pump	21	185-5869	2	O'Ring
5	185-6482	1	*Spring	22	185-3080	2	O'Ring
6	185-6484	1	*Ball	23	185-6863	1	Gasket, Gearcase
7	185-6483	1	*Seat, Valve	24	185-5407	1	Cover, Oil Fill
8	185-5742	1	*Bolt	25	185-2349	1	O'Ring
9	185-5869	1	*O'Ring	26	185-2359	2	Stud
10	185-5741	1	*Cover	27	185-6493	1	Stud
11	185-5743	1	*O'Ring	28	185-6759	1	Washer, Spring
12	185-6481	5	*Plug	29	185-4255	1	Nut
13	185-2124	1	*Fitting, Connector	30	185-6492	1	Bolt
14	185-5835	1	Filter, Oil	31	185-5833	3	Bolt
15	185-7216	1	Plug				
16	185-6490	1	Bolt				
17	185-6494	1	Seal, Oil				

\* - Parts Included in Gearcase Assy.

## Captive Water Pump Components



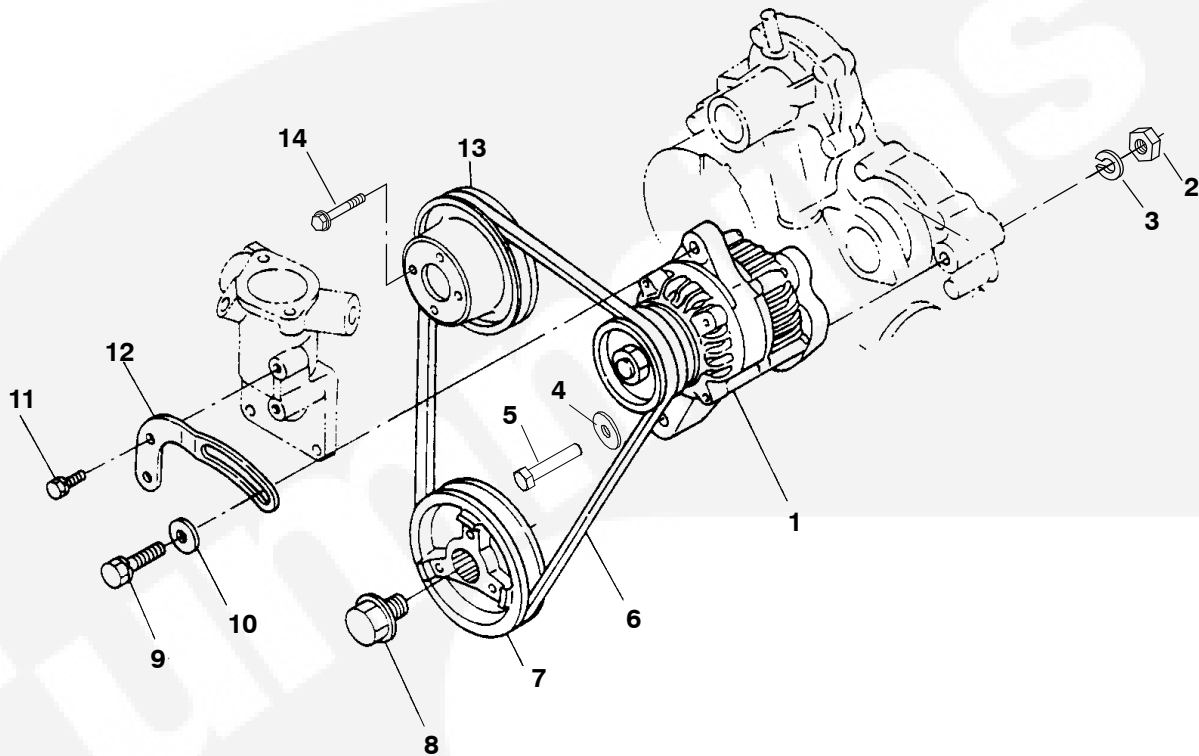
REF NO.	PART NO.	QTY USED	PART DESCRIPTION	REF NO.	PART NO.	QTY USED	PART DESCRIPTION
1	185-6671	1	Pump Assy, Water (Includes Parts Marked *)	7	185-6677	4	Bolt
2	185-6672	1	*Flange, Pump Water	8	185-5745	2	Bolt
3	185-6673	1	*Bearing	9	185-6676	1	Gasket, Water Pump
4	185-5714	1	*Seal Assy, Mechanical				
5	185-6674	1	*Impeller, Water Pump				
6	185-5719	1	*Pipe, Water Return				

\* - Parts Included in Water Pump Assy.





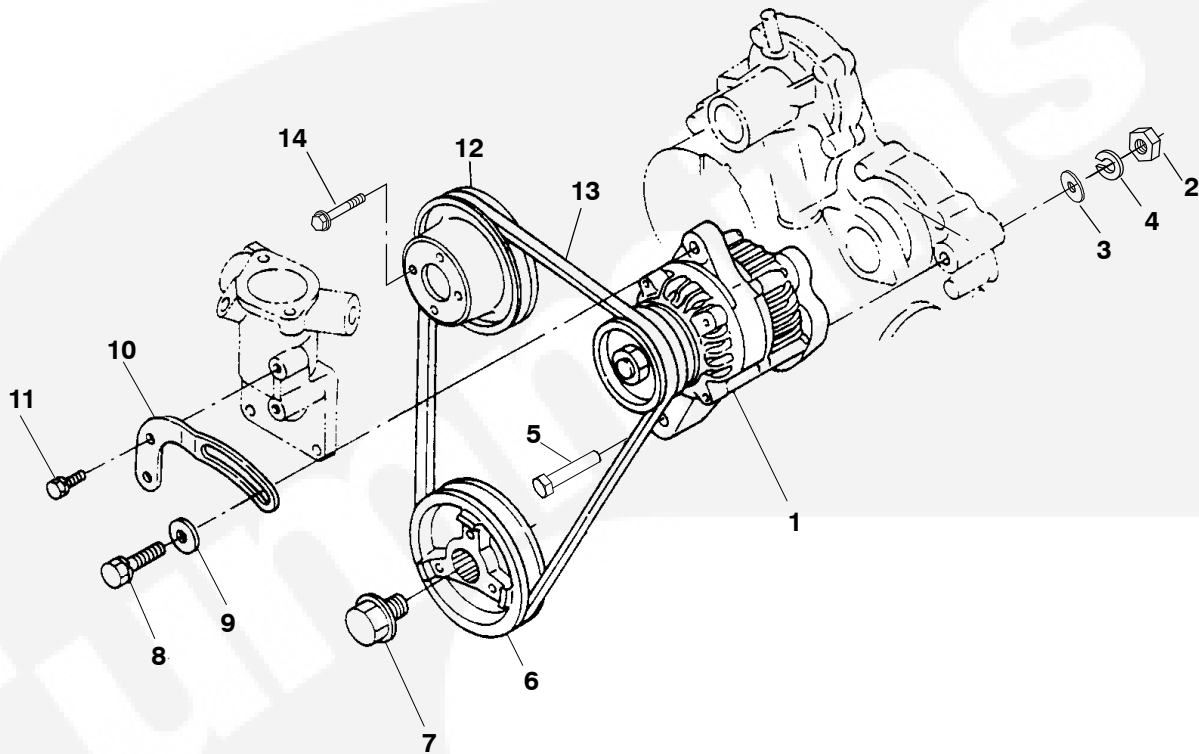
## Alternator (12V)



REF NO.	PART NO.	QTY USED	PART DESCRIPTION	REF NO.	PART NO.	QTY USED	PART DESCRIPTION
1	185-7269	1	Alternator (No Components Available)	8	185-6633	1	Bolt
2	185-5445	1	Nut	9	185-2564	1	Bolt
3	185-6785	1	Washer, Spring	10	185-6786	2	Washer, Plain
4	185-7272	1	Washer, Plain	11	185-2388	1	Bolt
5	185-7271	1	Bolt	12	185-7270	1	Stay, Alternator
6	185-6934	1	Belt, Fan	13	185-6631	1	Pulley, Fan
7	185-7273	1	Pulley, Fan Drive	14	185-2572	4	Bolt

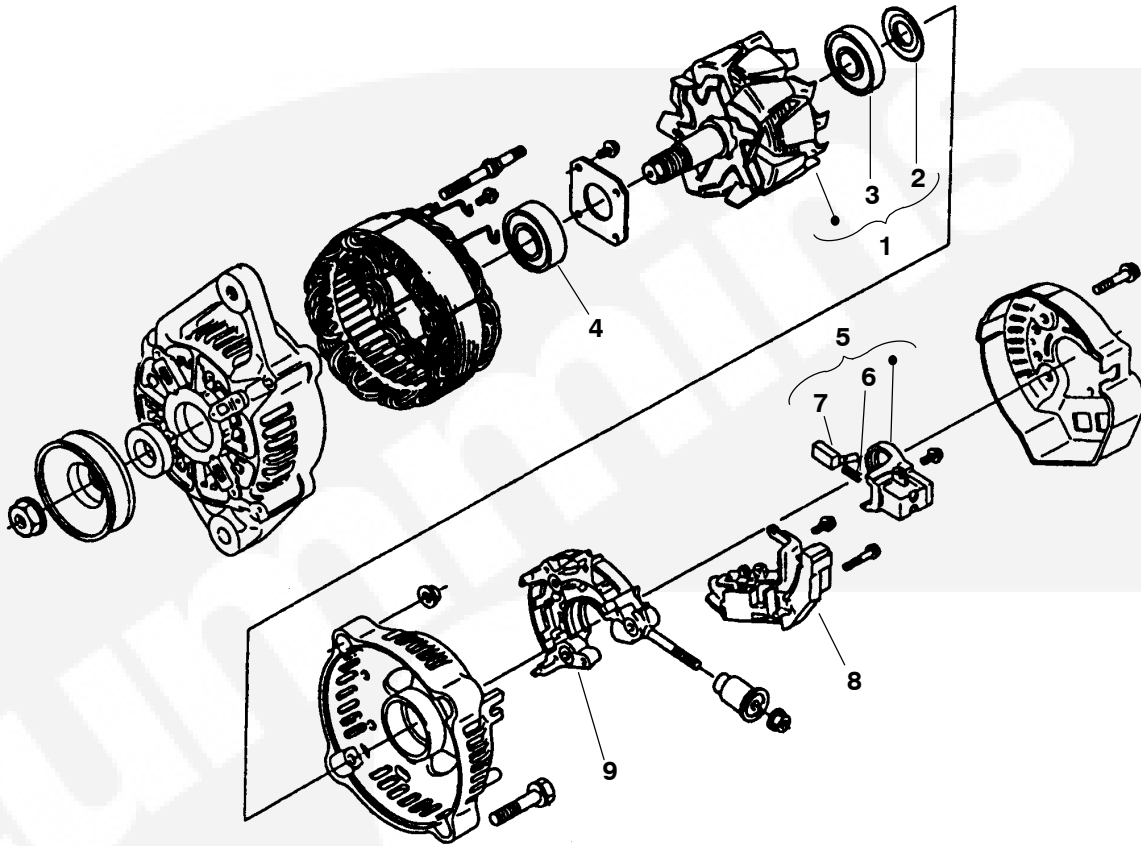


## Alternator (24V)



REF NO.	PART NO.	QTY USED	PART DESCRIPTION	REF NO.	PART NO.	QTY USED	PART DESCRIPTION
1	185-7225	1	Alternator (No Components Available)	8	185-2564	1	Bolt
2	185-5445	1	Nut	9	185-6786	1	Washer, Plain
3	185-6630	1	Washer, Plain	10	185-7226	1	Stay, Alternator
4	185-6785	1	Washer, Spring	11	185-2388	1	Bolt
5	185-7227	1	Bolt	12	185-6631	1	Pulley, Fan
6	185-7273	1	Pulley, Fan Drive	13	185-6934	1	Belt, Fan (37.5")
7	185-6633	1	Bolt	14	185-2572	4	Bolt

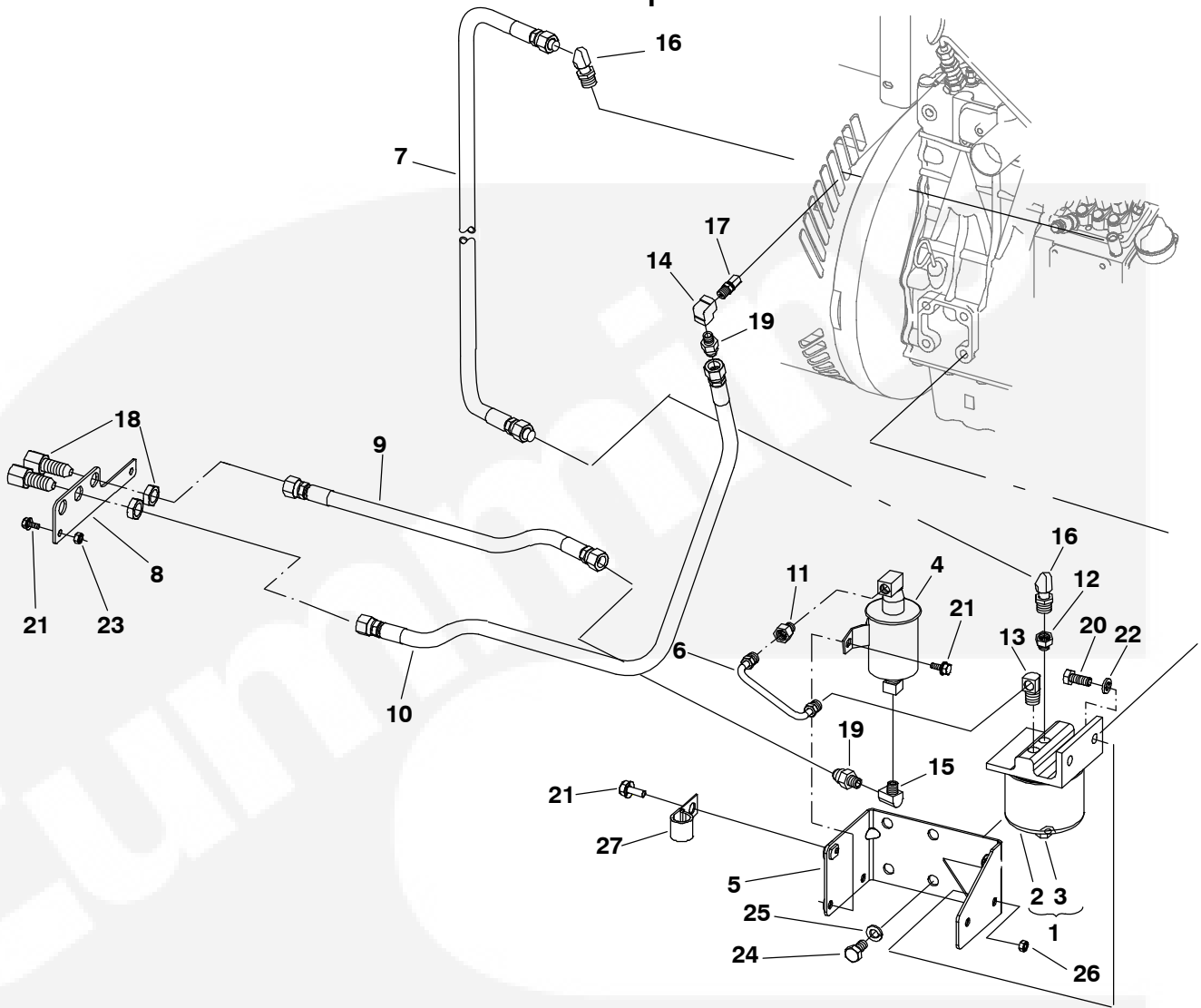
## Alternator Components (24V)



REF NO.	PART NO.	QTY USED	PART DESCRIPTION	REF NO.	PART NO.	QTY USED	PART DESCRIPTION
	185-7225	1	Alternator	6	185-5784	2	Spring, Brush
1	185-7228	1	Rotor (Includes Cover and Bearing)	7	185-5783	2	Brush
2	185-5771	1	Cover, Bearing	8	185-6820	1	Regulator
3	185-7229	1	Bearing, Ball	9	185-6816	1	Rectifier Assy
4	185-5777	1	Bearing, Ball				
5	185-5782	1	Holder, Brush (Includes Brush and Spring)				

Note: Parts not Identified are Not For Sale.

## Fuel Pump

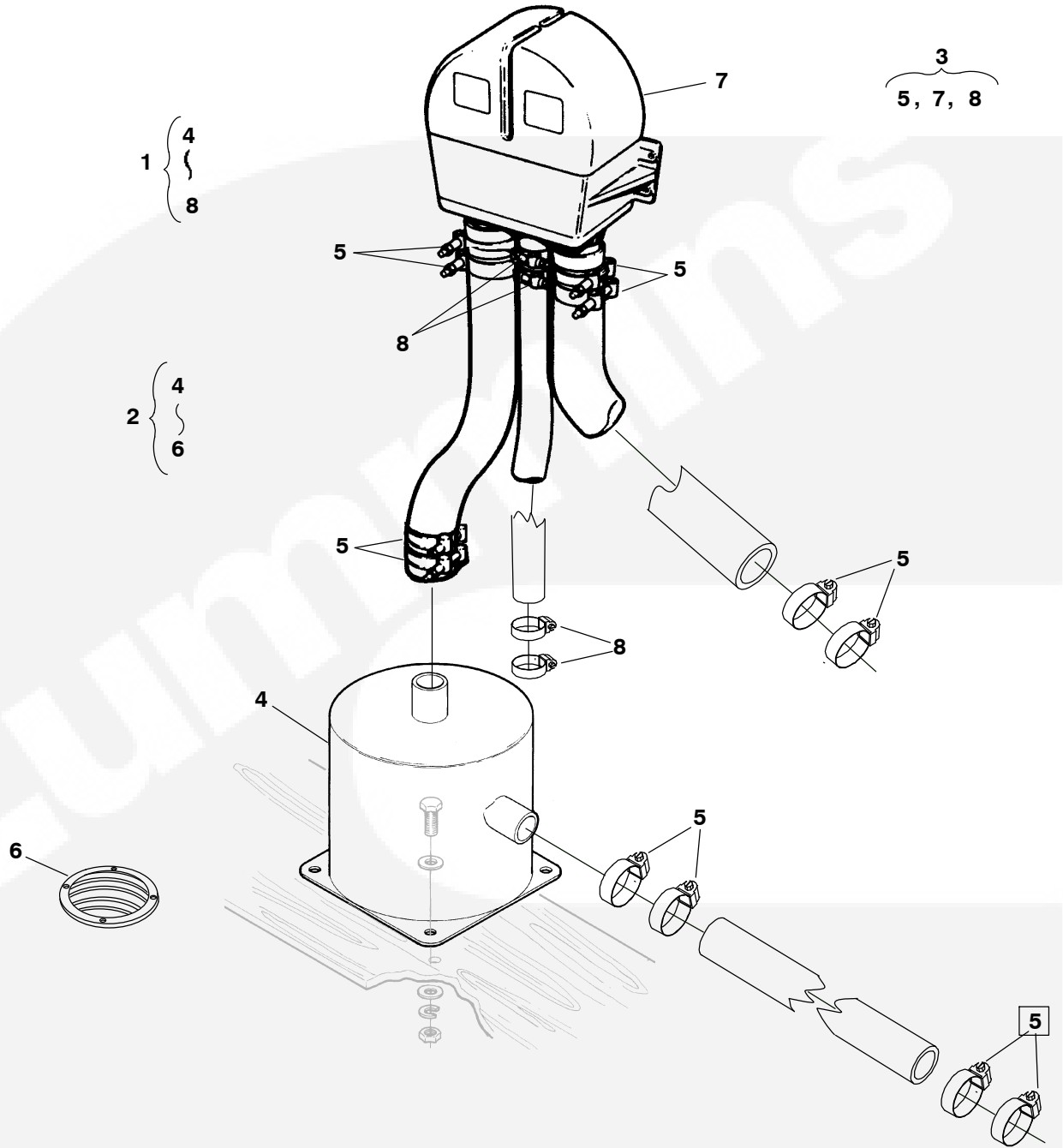


REF NO.	PART NO.	QTY USED	PART DESCRIPTION	REF NO.	PART NO.	QTY USED	PART DESCRIPTION
	149-2599	1	Assy, Fuel Pump(Includes Parts Marked *)	17	502-1245	1	Adapter, Pipe
1	149-2100	1	*Filter Assy, Fuel (E5) (Includes Parts Marked +)	18	505-1489	2	Connector, Female Bulkhead
2	149-2106	1	+Element	19	505-1490	2	*Connector, Male
3	502-0028	1	+Plug, Drain	20	800-3017-19	2	*Screw, Hex Head Cap (M8 x 1.25 x 20mm)
4	149-2331-01	1	*Pump, Fuel (E5)	21	821-6002-02	5	*Screw, Hex Head Sems (M6 x 1 x 12mm)
5	149-2618-04	1	*Bracket, Mounting	22	850-0114-54	2	*Washer, Lock (M8)
6	149-2601	1	Line, Fuel	23	862-0026-54	2	Nut, Hex (M6 x 1mm)
7	149-2616	1	Line, Fuel	24	800-3030	3	Screw, Hex Head Cap (M10 x 1.25 x 20mm)
8	149-2609-02	1	Bulkhead	25	850-0114-55	3	Washer (M10)
9	501-0672-01	1	Line, Fuel (28.5")	26	862-0026-55	2	*Nut, Hex (M8)
10	501-0672-02	1	Line, Fuel (38.5")	27	518-0515	1	Clip, Hose
11	502-0003	1	*Connector, Inverted Male				
12	502-0029	1	*Bushing, Pipe				
13	502-0041	1	*Elbow, Male				
14	502-0055	1	Elbow, Pipe				
15	502-0020-01	1	*Elbow, Pipe				
16	502-0065	2	*Elbow, Inverted Male				

\* - Parts Included in Fuel Pump Assy.

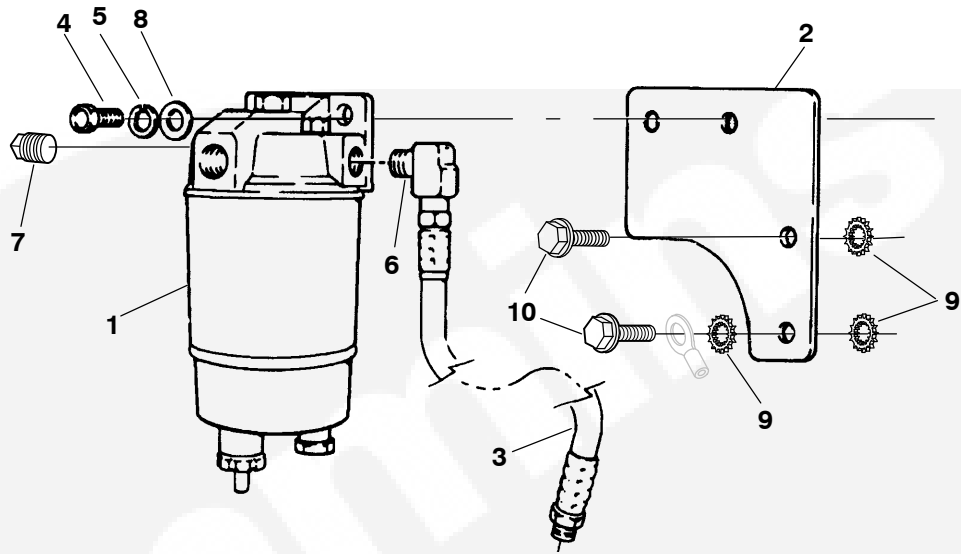
+ - Parts Included in Fuel Filter Assy.

## Water Separator/Muffler



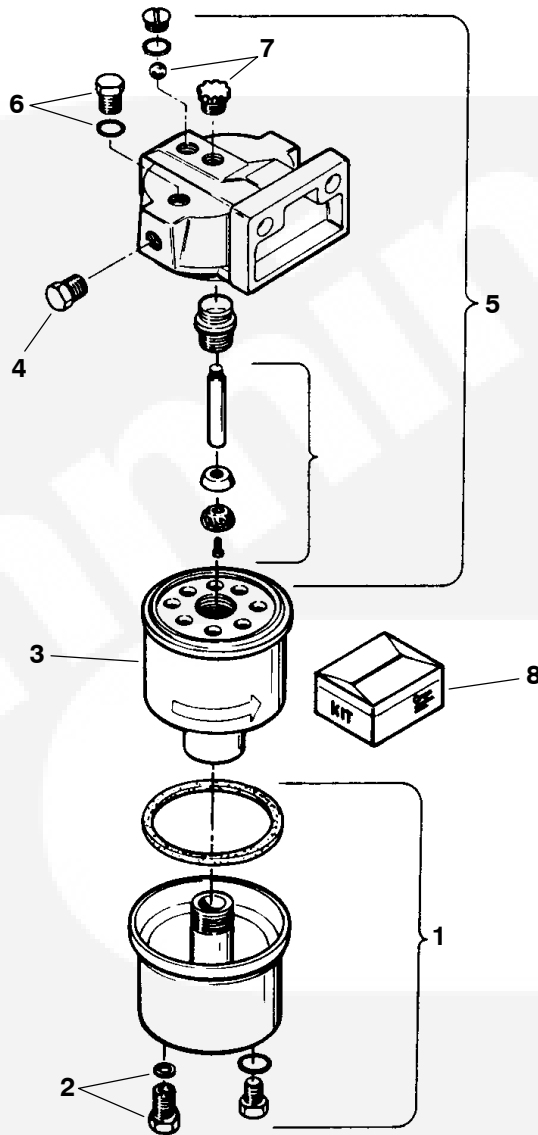
REF NO.	PART NO.	QTY USED	PART DESCRIPTION	REF NO.	PART NO.	QTY USED	PART DESCRIPTION
1	155-3217	1	Kit, Muffler/Separator (Includes Parts Marked *)	6	155-1002	1	*+ Strainer, Water Pickup
2	155-2030	1	Kit, Muffler (Includes Parts Marked +)	7	155-3218	1	*• Separator, Water (2")
3	155-3216	1	Kit, Water Separator (Includes Parts Marked •)	8	503-1139	4	*• Clamp, Hose (1-1/2")
4	155-2029	1	*+ Muffler, Marine	* - Parts Included in Muffler/Separator Kit. + - Parts Included in Muffler Kit. • - Parts Included in Water Separator Kit.			
5	503-1142	8	+ Muffler Kit				
	503-1142	4	• Separator Kit				
	503-1142	10	* Muffler/Separator Kit				

## Remote Water Separator



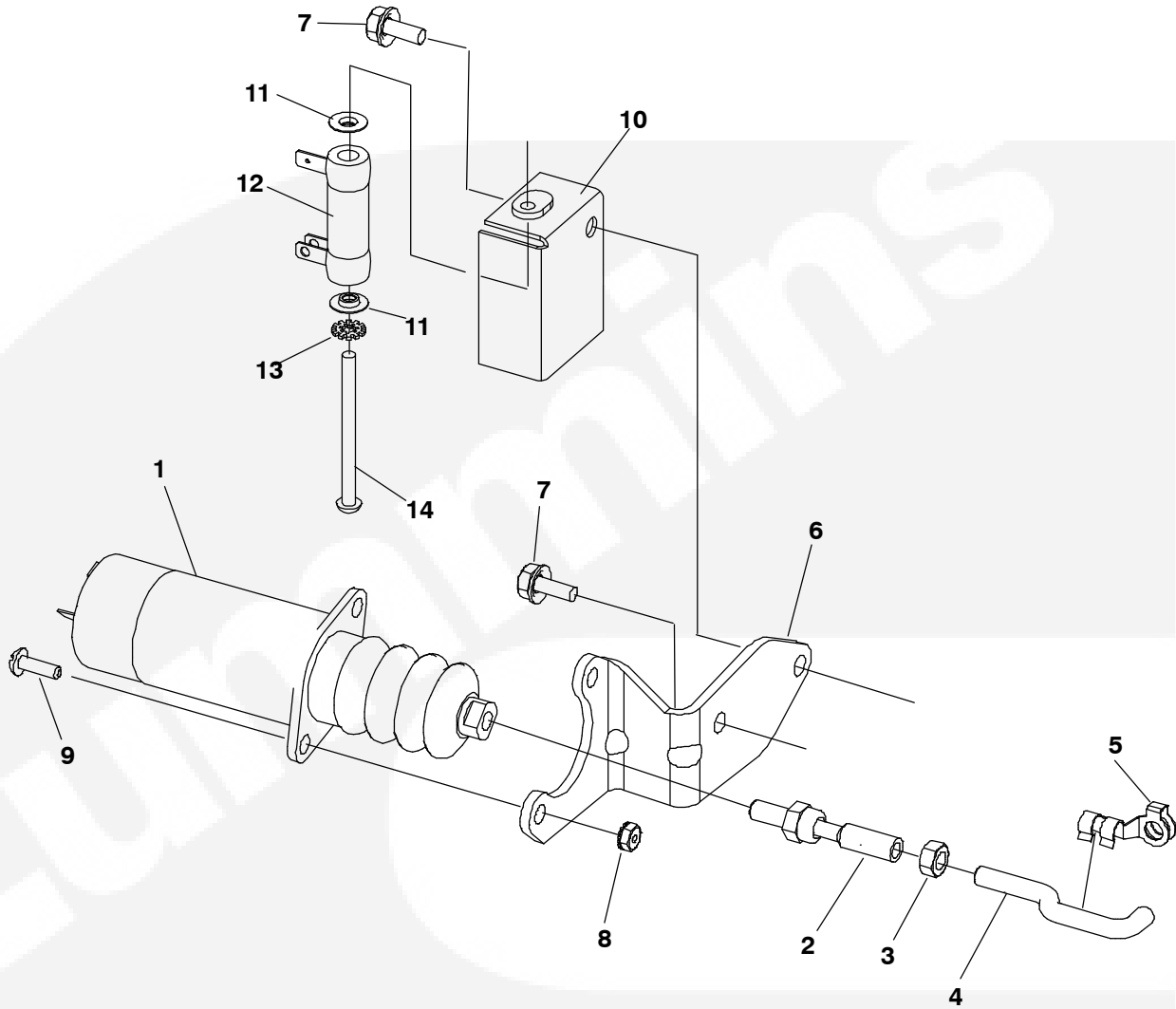
REF NO.	PART NO.	QTY USED	PART DESCRIPTION	REF NO.	PART NO.	QTY USED	PART DESCRIPTION
	149-2313	1	Kit, Remote Fuel/Water Separator	5	850-2008	2	Washer, Lock (M8)
1	149-1908-05	1	Separator, Fuel/Water (See Separate Page for Components)	6	502-0054	1	Elbow, Street 90° (1/4 NPT)
2	149-2312	1	Bracket, Separator Mounting	7	502-0153	1	Plug, Hex Pipe (1/4 NPT)
3	501-0578	1	Line, Flex Fuel	8	526-2100	2	Washer, Flat (M8)
4	718-1038	2	Screw, Hex Head Cap (M8 x 1.25 x 30mm)	9	856-0012	3	Washer, EIT (7/16")
				10	718-1055	2	Screw, Hex Head Cap (M10 x 1.5 x 30mm)

## Remote Water Separator Components



REF NO.	PART NO.	QTY USED	PART DESCRIPTION	REF NO.	PART NO.	QTY USED	PART DESCRIPTION
	149-1908-05	1	Separator, Water	6	149-1952	1	Plug, Vent (Includes O-Ring)
1	149-2046	1	Kit, Metal Bowl Replacement (Includes Plug, O-Rings and Drain Assy)	7	149-2047	1	Pump Assy (Includes Plunger, Retainer, Shaft, Check Ball, Knob and Screw)
2	149-1953	1	Drain Assy (Includes Knob and Seal)	8	149-2045	1	O'Ring Kit (Includes Seal and Plunger)
3	149-1914-01	1	Element (Includes Seals)				
4	502-0153	1	Plug, Hex (1/4")				
5	149-1949	1	Head Assy, Replacement (Includes Vent Plug, O-Rings, Seal, Cap, Tube and Pump Assy)				

## Stop Solenoid



REF NO.	PART NO.	QTY USED	PART DESCRIPTION	REF NO.	PART NO.	QTY USED	PART DESCRIPTION
1	307-2546	1	Solenoid, Stop (K7)	8	870-0131	2	Nut, ET Hex (#10-32)
	307-2546-01	1	12V	9	813-0100	2	Screw, Round Head Machine (#10-32 x 1/2")
		1	24V				
2	150-1733	1	Joint, Ball	10	304-0831-03	1	Bracket (24V)
3	115-0025	1	Nut, Hex (1/4-28UNF)	11	304-0796	2	Washer, Centering (24V)
4	150-2706	1	Link, Solenoid	12	304-0797	1	Resistor (24V)
5	306-4081	1	Clip, Linkage	13	856-0003	1	Washer, EIT (#10) (24V)
6	150-2698-02	1	Bracket, Solenoid	14	813-0112	1	Screw, Round Head Machine (#10-32 x 2.5") (24V)
7	821-6002-02	2	Screw, Hex Head Sems (M6 x 1 x 12mm)				

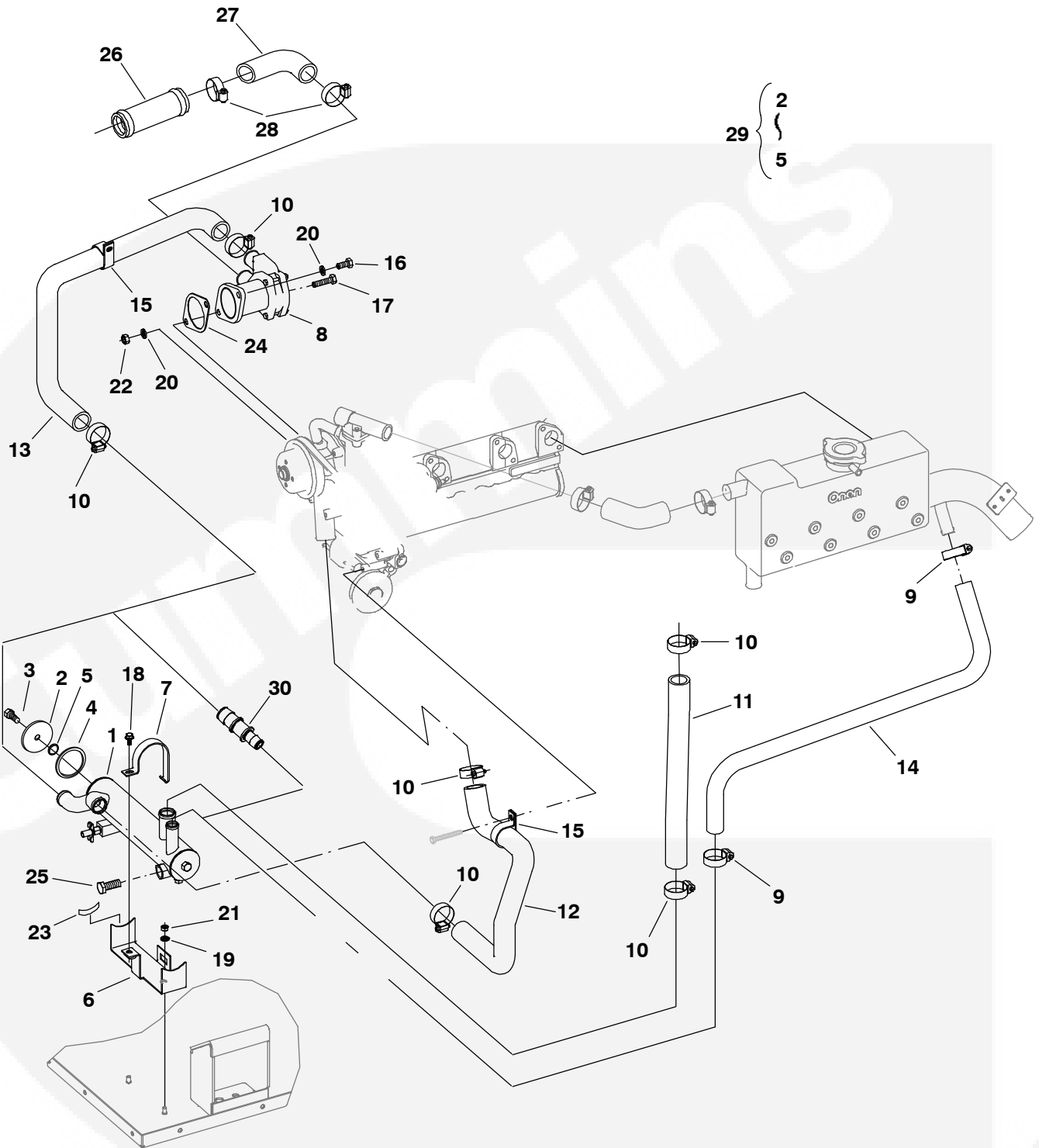




**THIS PAGE IS INTENDED TO BE BLANK**



# Cooling System



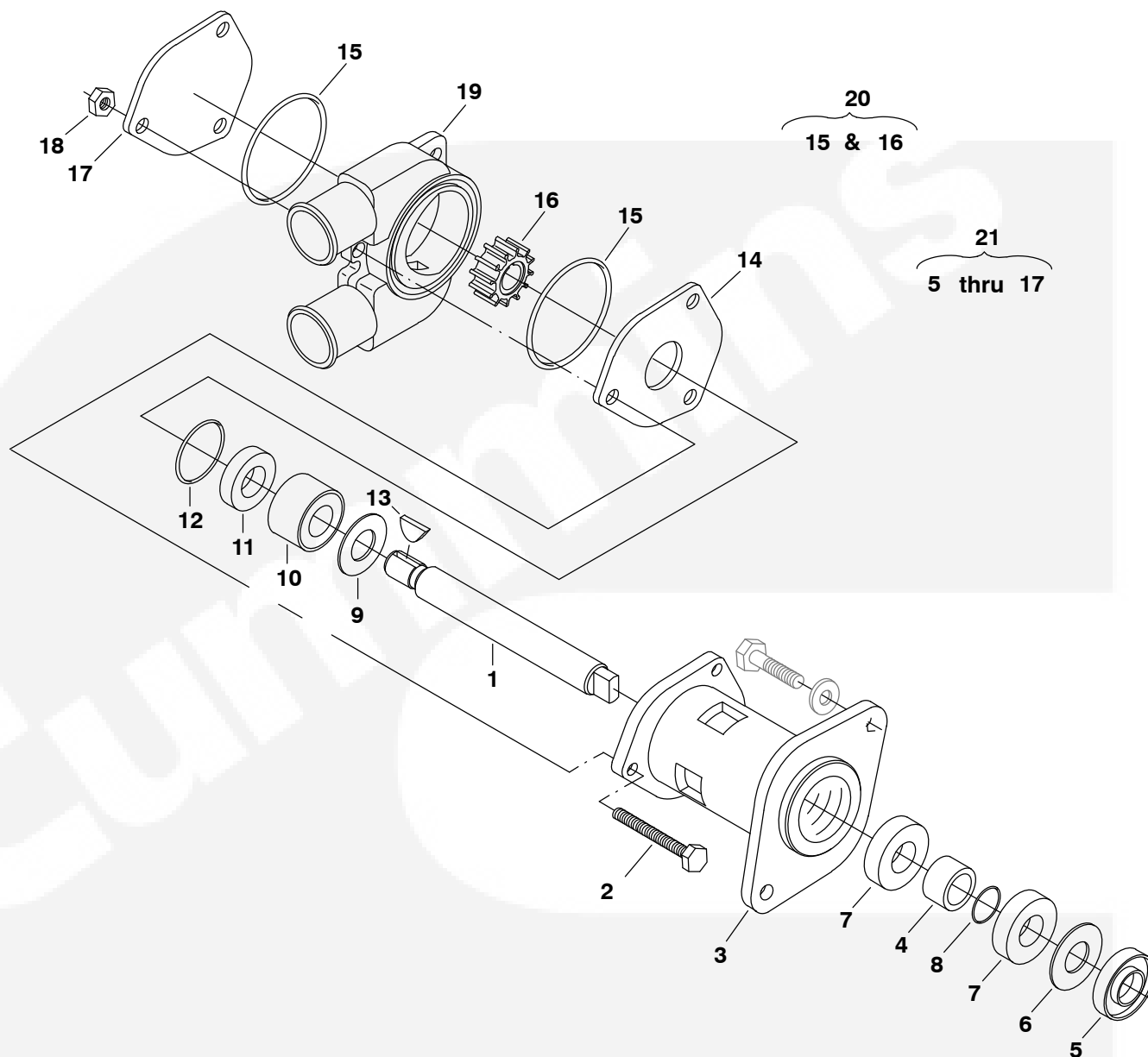
## Cooling System

REF NO.	PART NO.	QTY USED	PART DESCRIPTION	REF NO.	PART NO.	QTY USED	PART DESCRIPTION
1	130-4985-03	1	Exchanger, Heat (Replaces 130-4702-03 Obsolete)	17	800-3017-22	1	Screw, Hex Head Cap (M8 x 1.25 x 35mm)
2	130-5169	1	*Cover, End	18	821-6002-02	1	Screw, Hex Head Sems (M6 x 1 x 12mm)
3	800-0317	1	*Screw, Hex Head (5/16-18)	19	850-0114-53	2	Washer, Lock (M6)
4	130-5170	1	*Gasket, End Cover	20	850-0114-54	2	Washer, Lock (M8)
5	509-0351	1	*O'Ring	21	862-0026-54	2	Nut, Hex (M6 x 1mm)
6	130-4739-04	1	Bracket, Heat Exchanger	22	862-0026-55	1	Nut, Hex (M8 x 1.25)
7	130-4740-03	1	Strap, Mounting	23	508-0210	2	Edging, Heat Exchanger Bracket (2" x 45mm)
8	132-0358	1	Pump, Water (See Separate Page for Components)	24	185-6579	1	Gasket, Water Pump
9	503-1136	2	Clamp, Hose	25	130-4434	1	Pencil, Zinc
10	503-1137	2	Code E092	26	130-4803-02	1	+Tube, Water
	503-1137	4	Code E079	27	503-2086	1	+Hose, Coolant
11	503-2047	1	Hose, Coolant	28	503-1137	2	+Clamp, Hose
12	503-2096	1	Hose, Coolant	29	130-5176	1	Kit, Cap (Includes Parts Marked *)
13	503-2088	1	Hose, Coolant	30	502-1354	1	Reducer, Hose Connector
14	503-2089-01	1	Hose, Coolant				
15	518-0548-05	2	Code E079				
	518-0548-05	1	Code E092				
16	800-3017-19	1	Screw, Hex Head Cap (M8 x 1.25 x 20mm)				

\* - Parts Included in Heat Exchanger Cap Kit.  
+ - Parts Included in Sound Shield Kit Listed on Sound Shield Page.



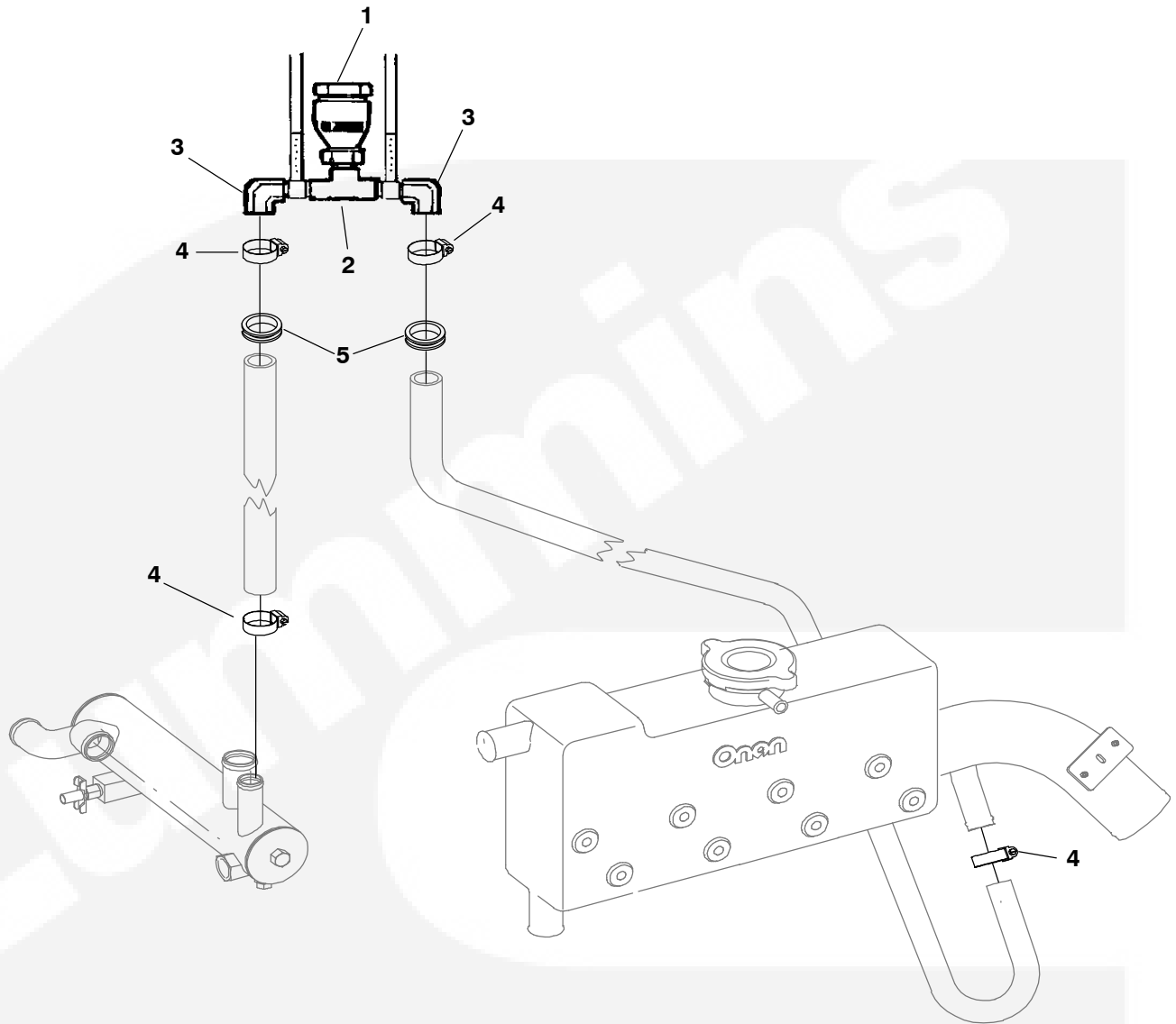
## Raw Water Pump Components



REF NO.	PART NO.	QTY USED	PART DESCRIPTION	REF NO.	PART NO.	QTY USED	PART DESCRIPTION
	132-0358	1	Pump, Water	14	132-0371	1	+Plate, Wear
1	132-0360	1	Shaft	15	132-0372	2	*+O'Ring
2	132-0376	3	Bolt	16	132-0375	1	*+Impeller
3	132-0362	1	Body	17	132-0373	1	+Plate, Cover
4	132-0367	1	Spacer	18	132-0377	3	Nut
5	132-0361	1	+Seal, Lip	19	132-0378	1	Housing
6	132-0363	1	+Ring, Internal Retaining	20	132-0379	1	Kit, Minor Service (Includes Parts Marked *)
7	132-0364	2	+Bearing, Ball	21	132-0380	1	Kit, Major Service (Includes Parts Marked +)
8	132-0365	1	+Ring, External Retaining				
9	132-0368	1	+Washer,				
10	132-0366	1	+Seal, Mechanical				
11	132-0369	1	+Seat, Seal				
12	132-0370	1	+O'Ring				
13	132-0374	1	+Key				

\* - Parts Included in Minor Service Kit.  
 + - Parts Included in Major Service Kit.

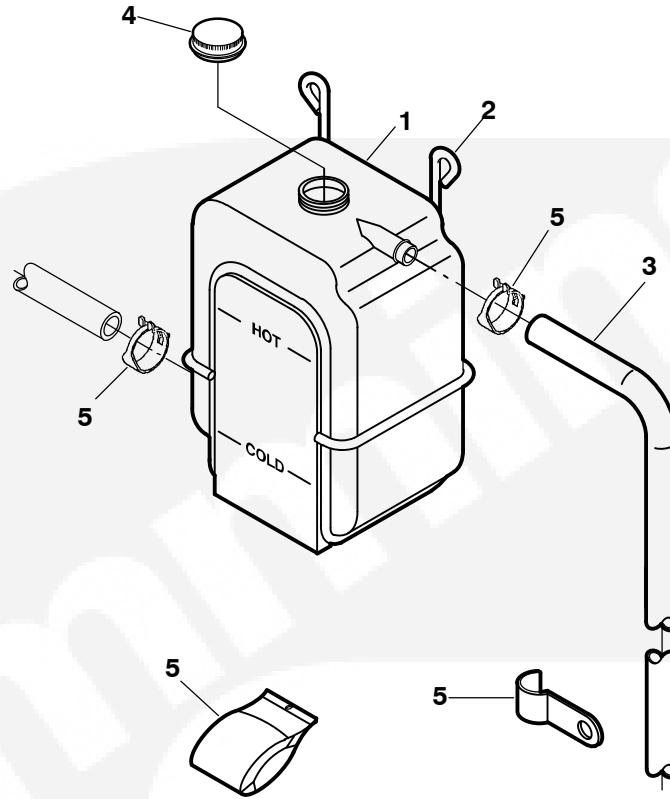
## Vacuum Relief Valve



REF NO.	PART NO.	QTY USED	PART DESCRIPTION	REF NO.	PART NO.	QTY USED	PART DESCRIPTION
	541-0876-01	1	Kit, Siphon Break	3	502-0915	2	Elbow, 90 Hose (1/2 Npt X 3/4")
1	504-0062	1	Valve, Vacuum Relief	4	503-0977	4	Clamp, Hose (#10)
2	502-0161	1	Tee (1/2")	5	508-1102	2	Grommet (Housed Units)

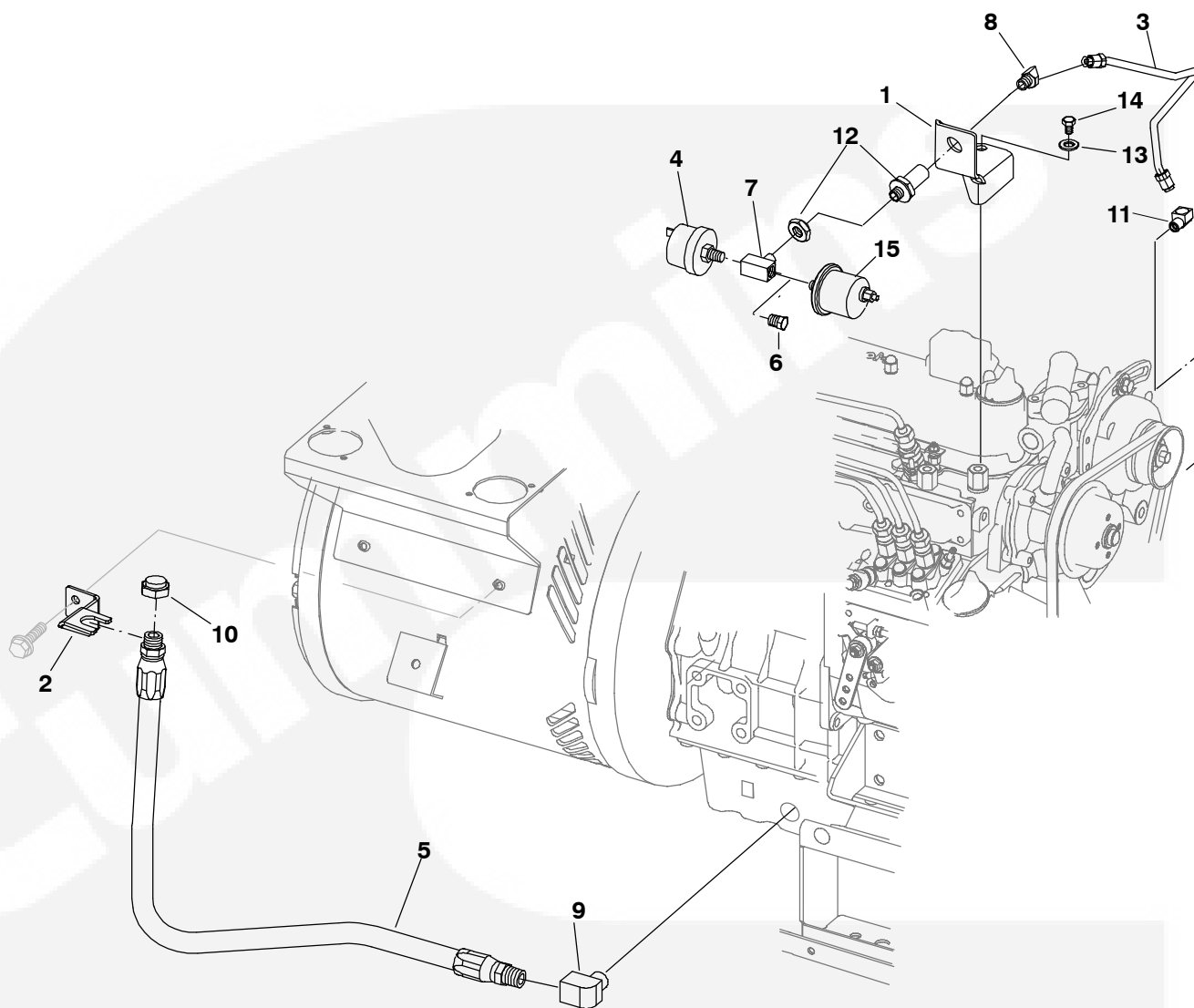


## Coolant Recovery Tank



REF NO.	PART NO.	QTY USED	PART DESCRIPTION	REF NO.	PART NO.	QTY USED	PART DESCRIPTION
	130-3574	1	Kit, Coolant Recovery	4	130-3572	1	Cap, Tank
1	130-3570	1	Tank, Coolant	5	130-3573	1	Hardware Package (Includes Mounting Hardware)
2	130-3571	1	Hanger, Tank				
3	503-1692	1	Hose (5/16 I.D. x 120" Lg.)				

## Oil System



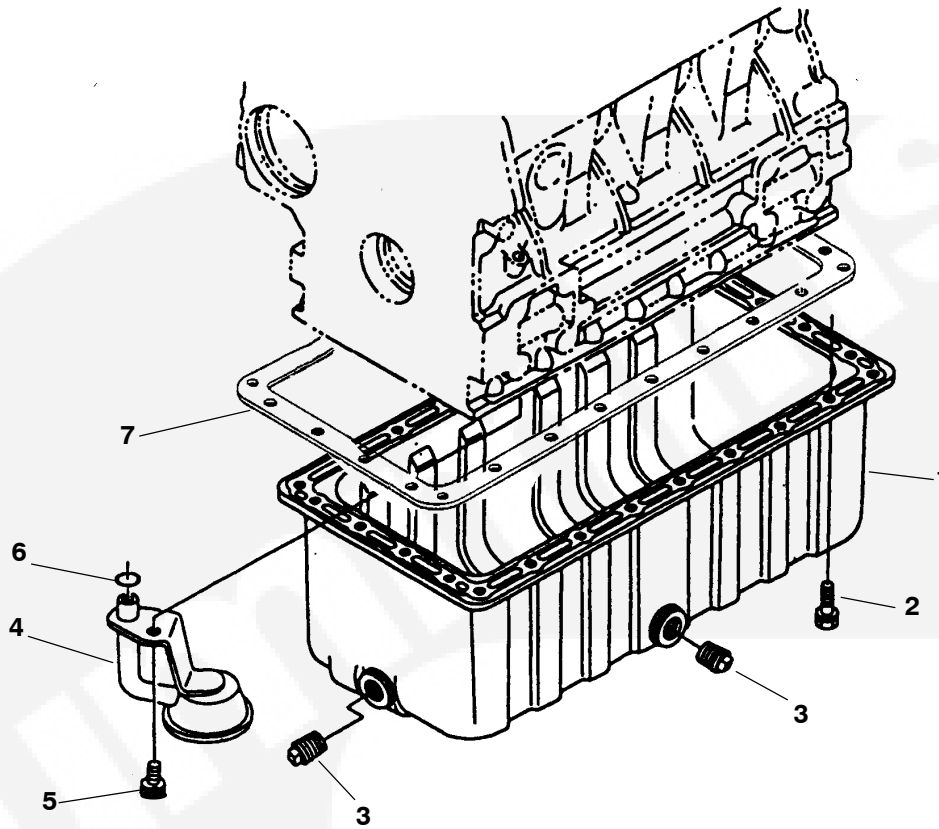
REF NO.	PART NO.	QTY USED	PART DESCRIPTION
1	120-1330-03	1	Bracket, Oil Pressure Switch
2	120-1331-03	1	Bracket, Oil Drain
3	122-0832	1	Line, Oil
4			Switch, Pressure (S4)
	309-0641-05	1	Negative Ground (B200, B201)
	309-0641-03	1	+ Isolated Ground (B380)
5	501-0624	1	Hose, Oil Drain
6	502-0028	1	Plug, Hex Head Pipe
7	502-0057	1	Tee, Special Pipe
8	502-0065	1	Elbow, Inverted Male
9	502-1180	1	Elbow, Pipe
10	502-1123	1	Cap, Pipe
11	502-1309	1	Elbow, 90° Male

REF NO.	PART NO.	QTY USED	PART DESCRIPTION
12	502-1244	1	Coupling, Anchor
13	526-0399-60	2	Washer, Flat (M8)
14	800-3017-17	2	Screw, Hex Head Cap (M8 x 1.25 x 12mm)
15			*Sender, Oil Pressure (E1)
	193-0244	1	Negative Ground (B200, B201)
	193-0430-01	1	Isolated Ground (B380)

\* - Sender Included in Sender Kit Listed on Water Flange Page.

+ - Switch Included in Isolated Ground Kit Listed on Isolated Ground Page.

## Oil Pan

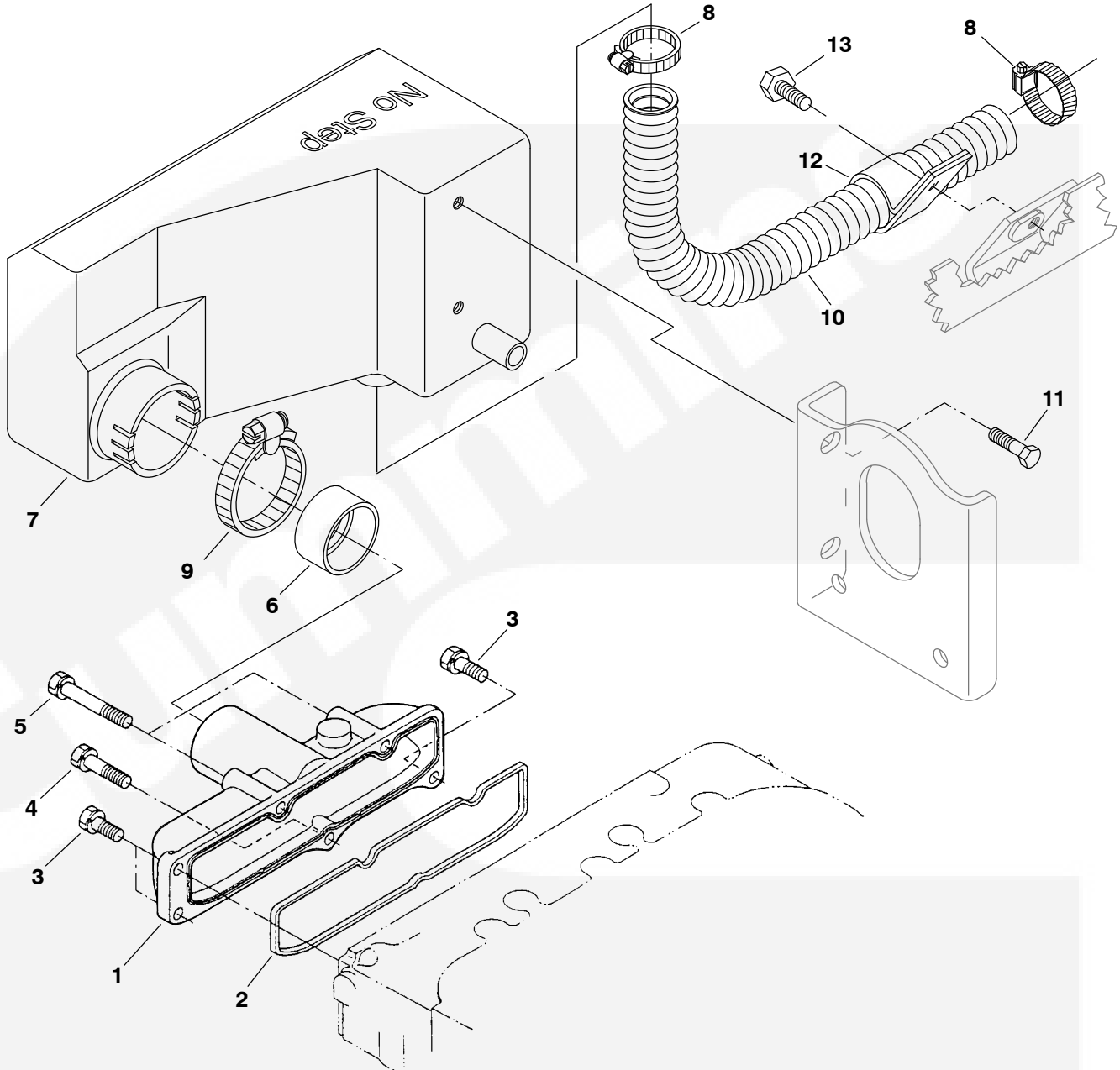


REF NO.	PART NO.	QTY USED	PART DESCRIPTION	REF NO.	PART NO.	QTY USED	PART DESCRIPTION
1	185-7246	1	Pan, Oil	5	185-6762	1	Bolt
2	185-2386	26	Bolt	6	185-3078	1	O'Ring
3	185-5826	2	Plug	7	185-5478	1	*Gasket, Oil Pan
4			Tube, Oil Pickup				
	185-7247	1	12V				
	185-7248	1	24V				

\* - Or Use Three Bond #1207D or #TB1216.



# Resonator

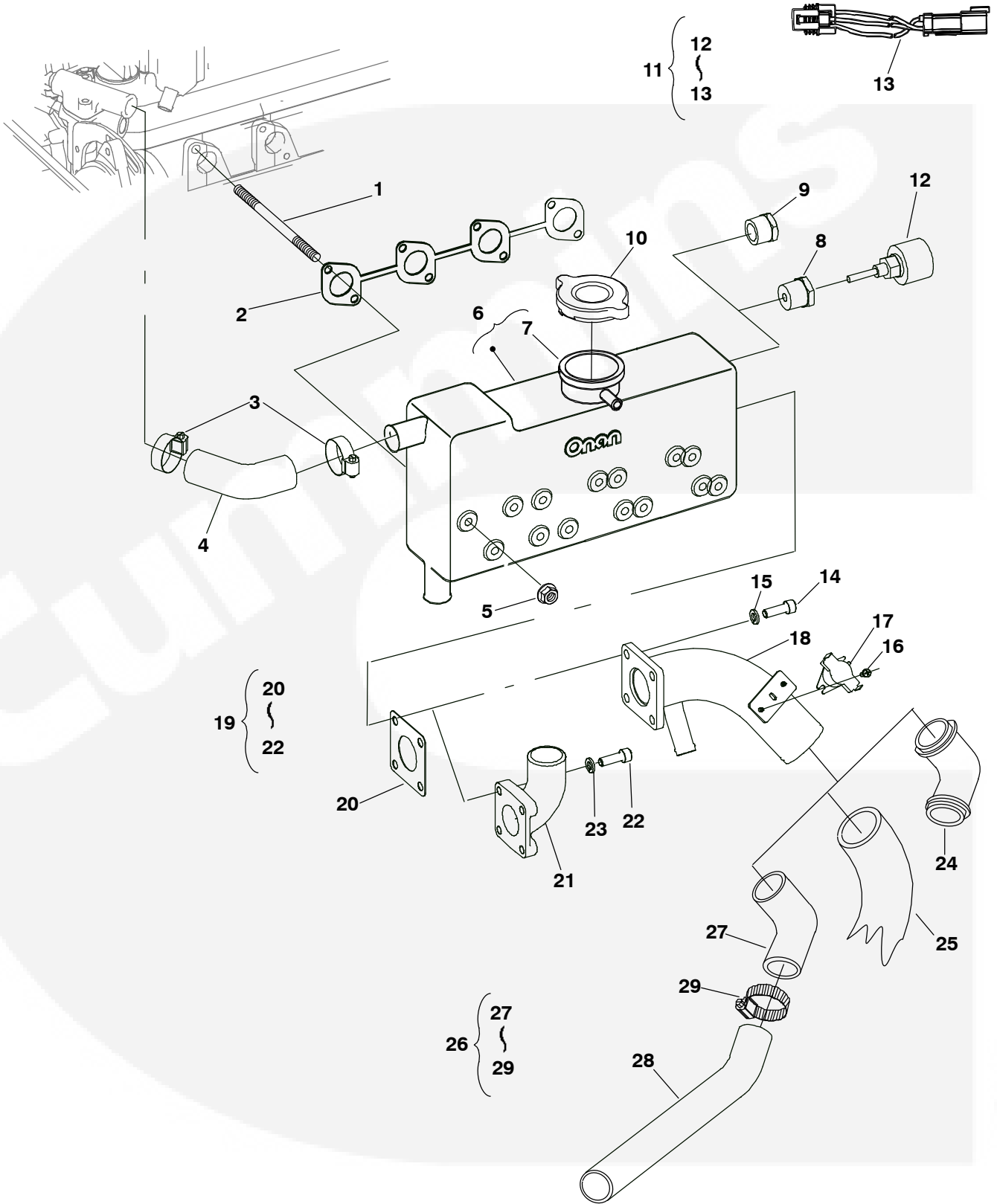


REF NO.	PART NO.	QTY USED	PART DESCRIPTION
1	185-6700	1	Manifold, Intake (Includes Gasket)
2	185-6701	1	Gasket
3	185-2389	3	Screw, Hex Head (M6 x 18mm)
4	185-6677	2	Screw
5	185-7069	3	Screw, Hex Head (M6 x 50mm)
6	140-2898	1	Sleeve, Air Intake
7	140-3078	1	Resonator, Intake
8	503-1138	2	+Clamp, Hose

REF NO.	PART NO.	QTY USED	PART DESCRIPTION
9	503-1141	1	Clamp, Hose
10	503-2071	1	Hose, Air Intake Bulk (1.25" ID x 19")
11	821-6002-02	2	Screw, Hex Head Sems (M6 x 1 x 12mm)
12	503-1950	1	Clamp
13	821-6003-01	1	Screw, Hex Head Sems

+ - Clamp (qty1) Included in Sound Shield Kit Listed on Sound Shield Page.

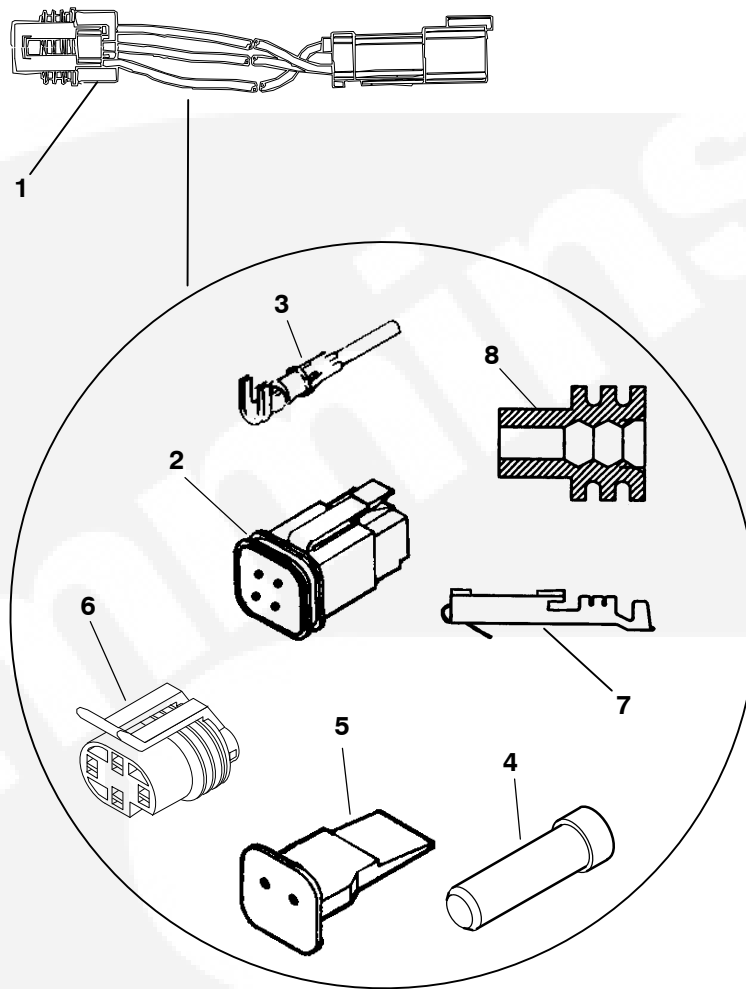
# Exhaust Manifold



## Exhaust Manifold

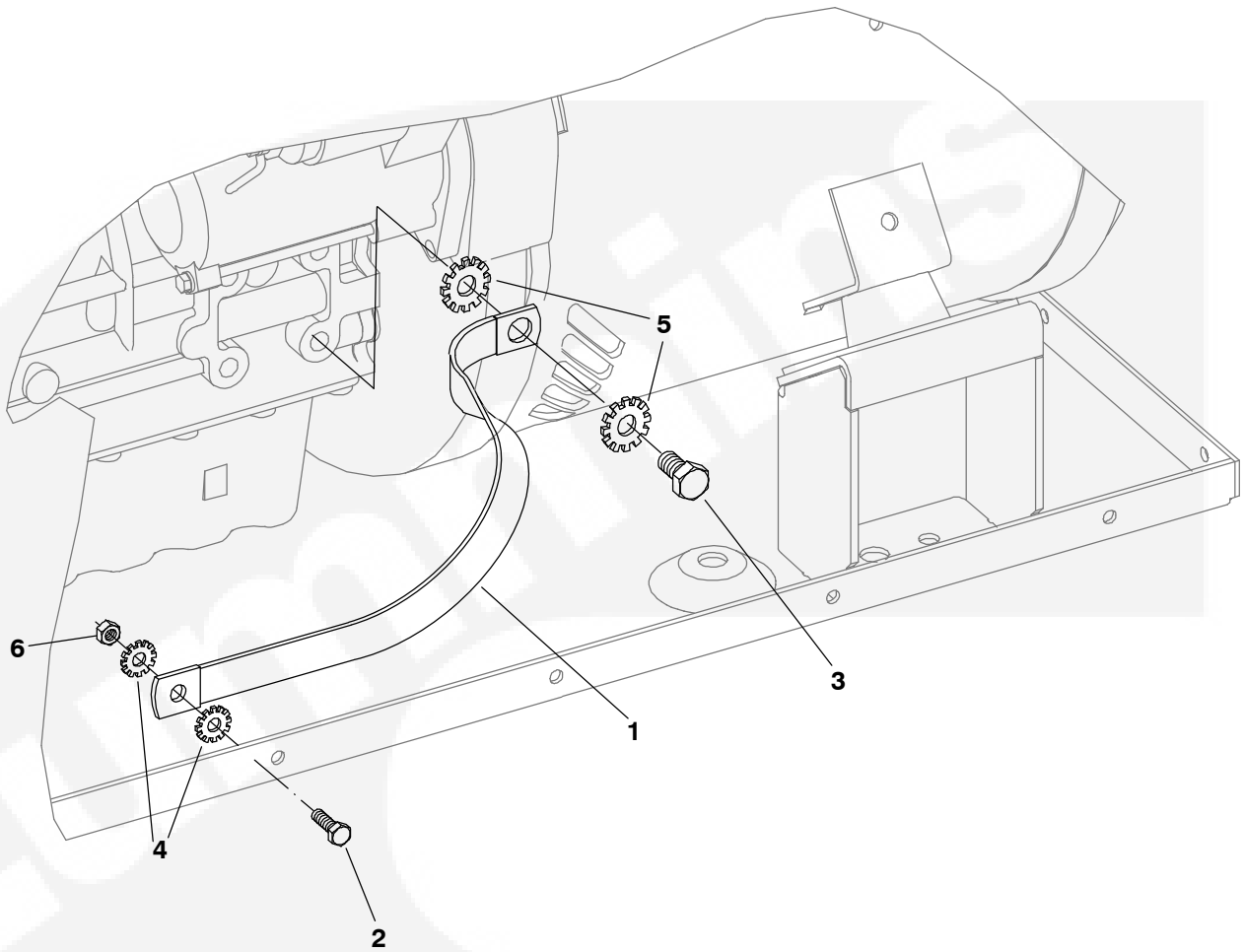
REF NO.	PART NO.	QTY USED	PART DESCRIPTION	REF NO.	PART NO.	QTY USED	PART DESCRIPTION
1	185-7110	8	Stud, Exhaust Manifold	16	815-0862	2	Screw, Pan Head Cross (E086) Recessed (M4 x 0.7 x 10mm)
2	185-6854	1	Gasket	17	309-0295	1	Switch, Temperature (E086) (S5)
3	503-1137	2	Clamp, Hose	18	155-3261-02	1	Mixer (E086)
4	503-2046	1	Hose, Coolant	19	155-3146	1	Kit, Dry Exhaust (Includes Elbow, Gasket, Screws and Washers)
5	185-6699	8	Nut (M7 x 1mm)	20	185-6853	1	Gasket
6	154-3060	1	Manifold Assy (Includes Filler Neck)	21	155-2666-01	1	Elbow, Dry Exhaust (A148)
7	130-2333	1	Neck, Filler	22	800-3017-21	4	Screw, Hex Head Cap (M8 x 1.25 x 30 ) (A148)
8	502-0029-06	1	Bushing, Reducer (3/4-1/4") (H549)	23	850-0114-54	4	Washer, Lock (M8)
9	502-0820	1	Plug, Pipe (3/4 NPT) (W/O H549)	24	155-2033	1	Elbow, 90° Exhaust Elbow (2")
10	130-3721	1	Cap, Manifold	25			Hose, Exhaust 2" x 3'
11	300-5197	1	Kit, Low Coolant Sender (Includes Sender and Harness)		503-1963-04	1	2" x 5'
12	193-0468	1	Sender, Low Coolant (S3) (H549)		503-1963-05	1	2" x 10'
13	338-3711	1	Harness, Low Coolant (H549) (See Separate Page for Components)		503-1353	1	2" (Bulk Hose)
14	815-0916	4	Screw, Socket Head Cap (E086) (M8 x 1.25 x 25mm)	26	155-3257	1	Kit, Exhaust (Includes Elbow, Tube and Clamps)
15	850-0114-54	4	Washer, Lock (M8)	27	503-1527	1	Elbow, Molded Exhaust
				28	155-3256	1	Tube, Exhaust
				29	503-1142	4	Clamp, Hose

## Low Coolant Harness



REF NO.	PART NO.	QTY USED	PART DESCRIPTION	REF NO.	PART NO.	QTY USED	PART DESCRIPTION
1	338-3711	1	Harness, Low Coolant (H549)	5	323-1548	1	Wedge, Plug (4 Pin)
2	323-1546	1	Plug, Connector (4 Pin)	6	323-1765	1	Housing, Connector (4 Pin)
3	323-1492	AR	Terminal, Socket	7	323-1709	AR	Socket, Terminal
4	323-1591	AR	Plug, Connector	8	323-1708	AR	Seal, Cable

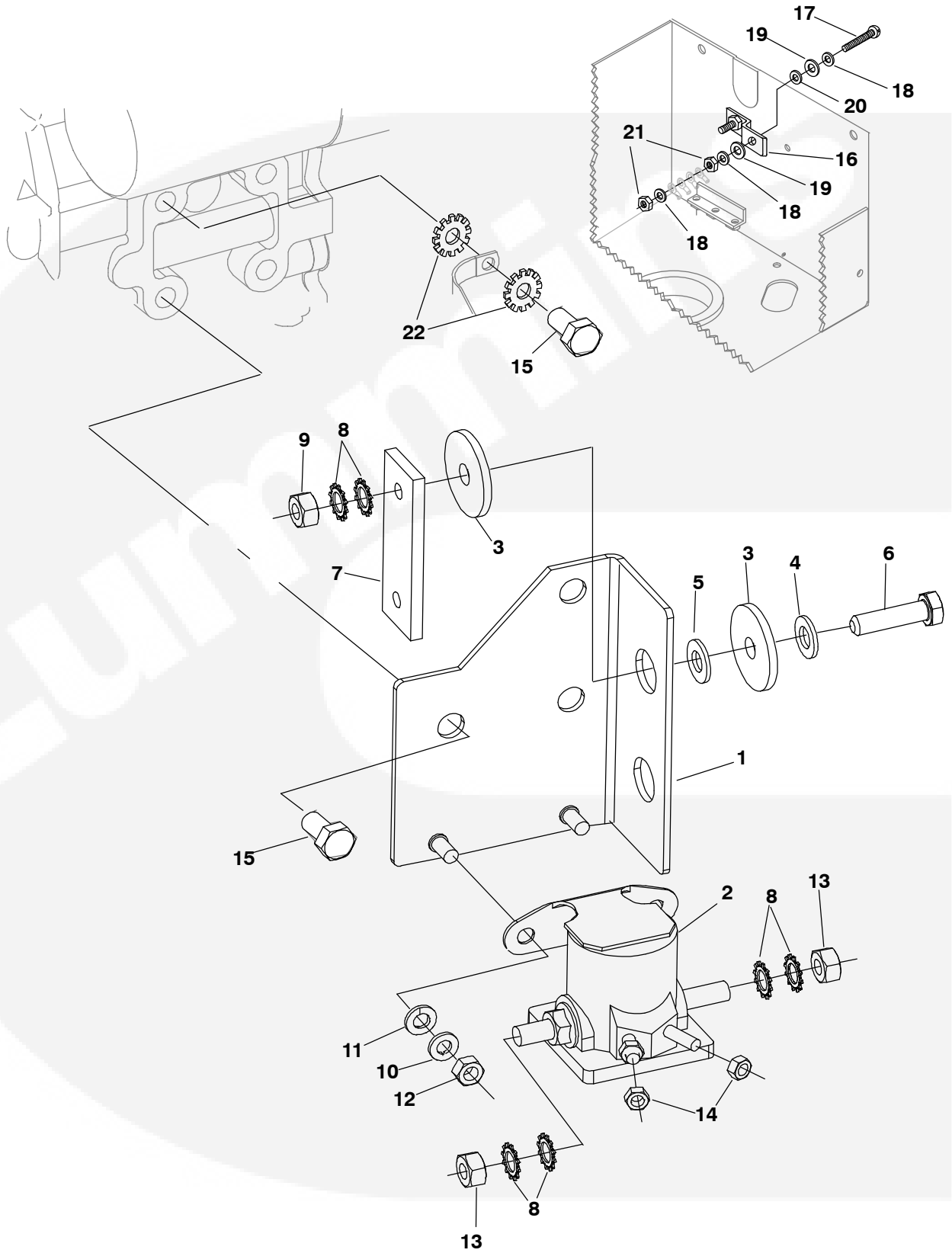
## Negative Ground



REF NO.	PART NO.	QTY USED	PART DESCRIPTION	REF NO.	PART NO.	QTY USED	PART DESCRIPTION
1	337-2785	1	Strap, Bond	4	856-0006	2	Washer, ET Lock (M6)
2	800-3017-04	1	Screw, Hex Head Cap (M6 x 1 x 20mm)	5	853-2010	8	Washer, ET Lock (M10)
3	800-3030	4	Screw, Hex Head Cap (M10 x 1.25 x 20mm)	6	862-0026-54	1	Nut, Hex (M6 x 1mm)



# Isolated Ground

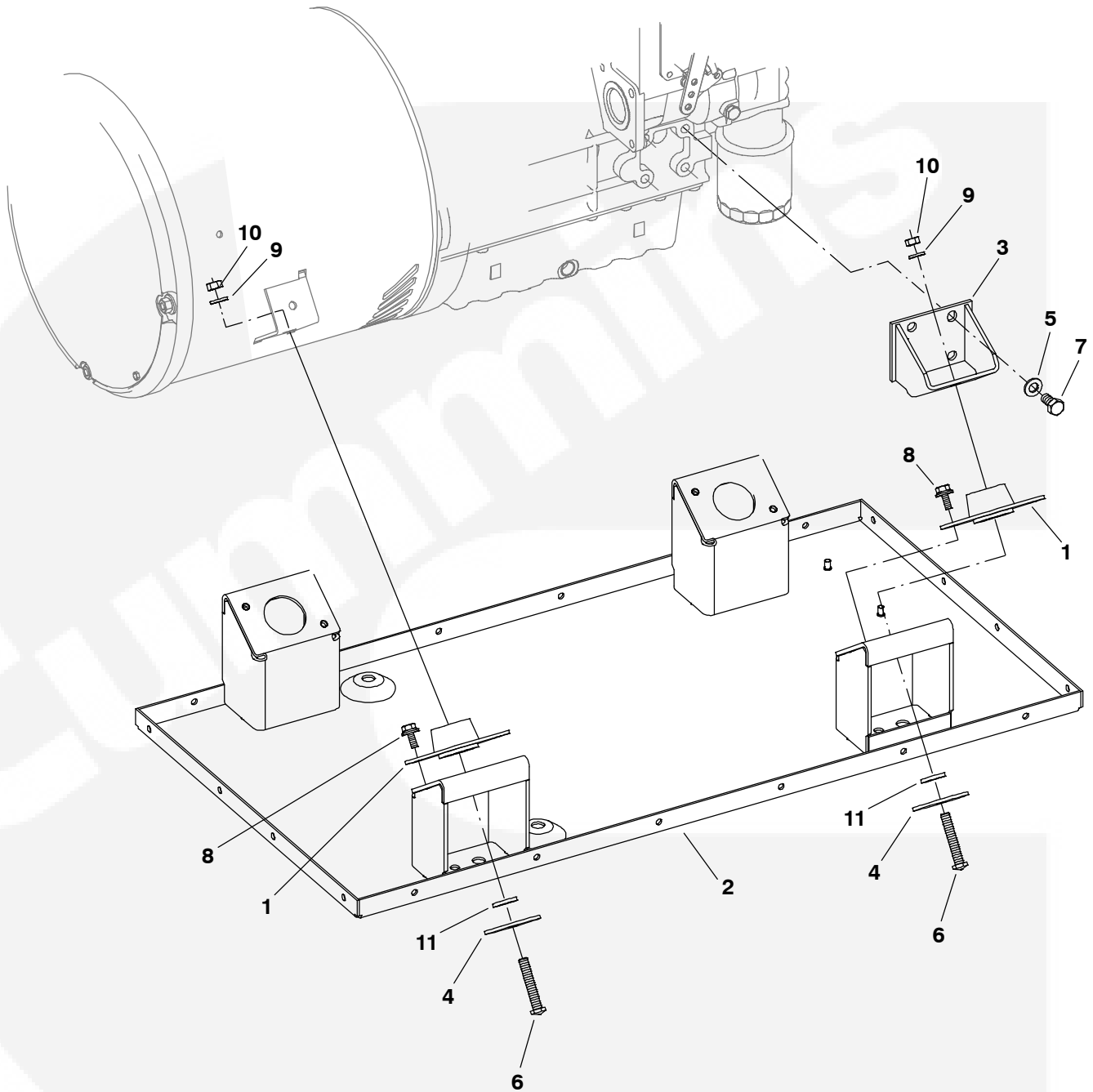


## Isolated Ground

REF NO.	PART NO.	QTY USED	PART DESCRIPTION	REF NO.	PART NO.	QTY USED	PART DESCRIPTION
	300-5170	1	*Kit, Isolated Ground	15	800-3030	4	Screw, Hex Head Cap (M10 x 1.25 x 20mm)
1	191-2273-03	1	Bracket, Solenoid	16	337-3034-02	1	Strip, Isolated Ground
2	307-1617	1	Relay, Solenoid	17	811-0105	1	Screw, Round Head Brass Machine (#10-32 x 1")
3	508-0328	4	Washer, Insulation	18	526-0049	3	Washer, Flat Brass(#10)
4	526-0399-60	2	Washer, Flat (M8)	19	508-0017	2	Washer
5	508-0334	2	Washer, Insulation	20	508-0016	1	Washer
6	815-0920	2	Screw, Brass Hex Head Cap	21	871-0010	2	Nut, Hex Brass Machine (#10-32)
7	337-3031	1	Strip, Ground	22	853-2010	2	Washer, ET Lock (M10)
8	853-0016	8	Washer, ET Lock (5/16")				
9	871-0025	2	Nut, Hex Brass (5/16-18)				
10	526-0399-58	2	Washer, Flat (M6)				
11	850-0114-53	2	Washer, Lock (M6)				
12	862-0026-54	2	Nut, Hex (M6)				
13	862-0026-30	2	Nut, Hex (5/16-24)				
14	870-0131-01	2	Nut, ET Hex (#10-32)				

\* - Kit also includes Oil Pressure and Water Temperature Switches found on Oil System and Water Flange Pages.

## Mounting Base

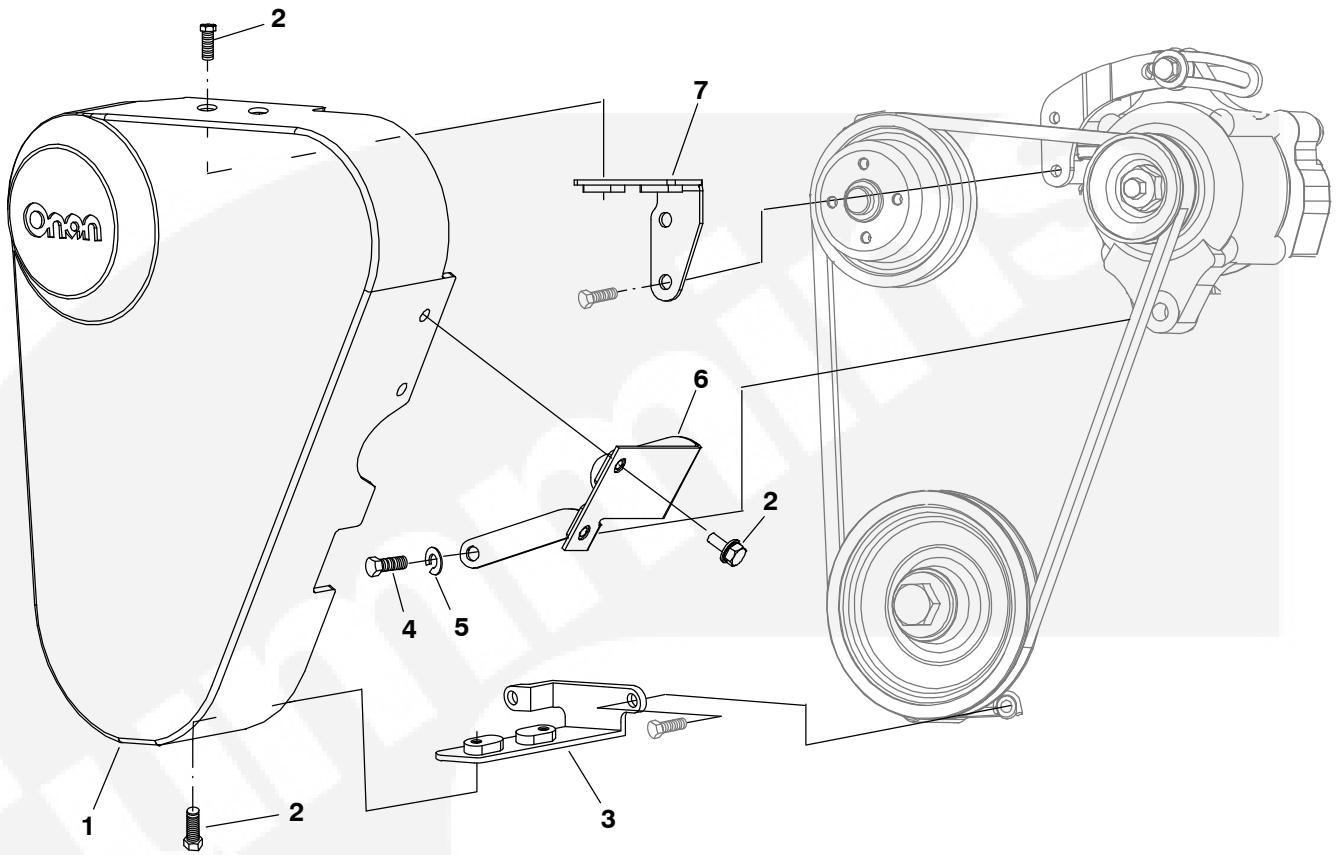


REF NO.	PART NO.	QTY USED	PART DESCRIPTION
1	402-0728-02	4	Isolator, Vibration (Purple Dot, 215lbs)
2	403-4259-02	1	Pan, Drip
3	403-4168-04	2	Mount, Engine
4	526-0325	4	Washer, Flat
5	526-0399-62	8	Washer, Flat (M10)
6	800-0573	4	Screw, Hex Head Cap (3/8-16 x 2.25")

REF NO.	PART NO.	QTY USED	PART DESCRIPTION
7	800-3030	8	Screw, Hex Head Cap (M10 x 1.25 x 20mm)
8	821-6003-01	8	Screw, Hex Head Sems ((M8 x 1.25 x 16mm)
9	850-0114-07	4	Washer, Lock (3/8")
10	862-0026-07	4	Nut, Hex (3/8-16)
11	526-0030	4	Washer, Flat



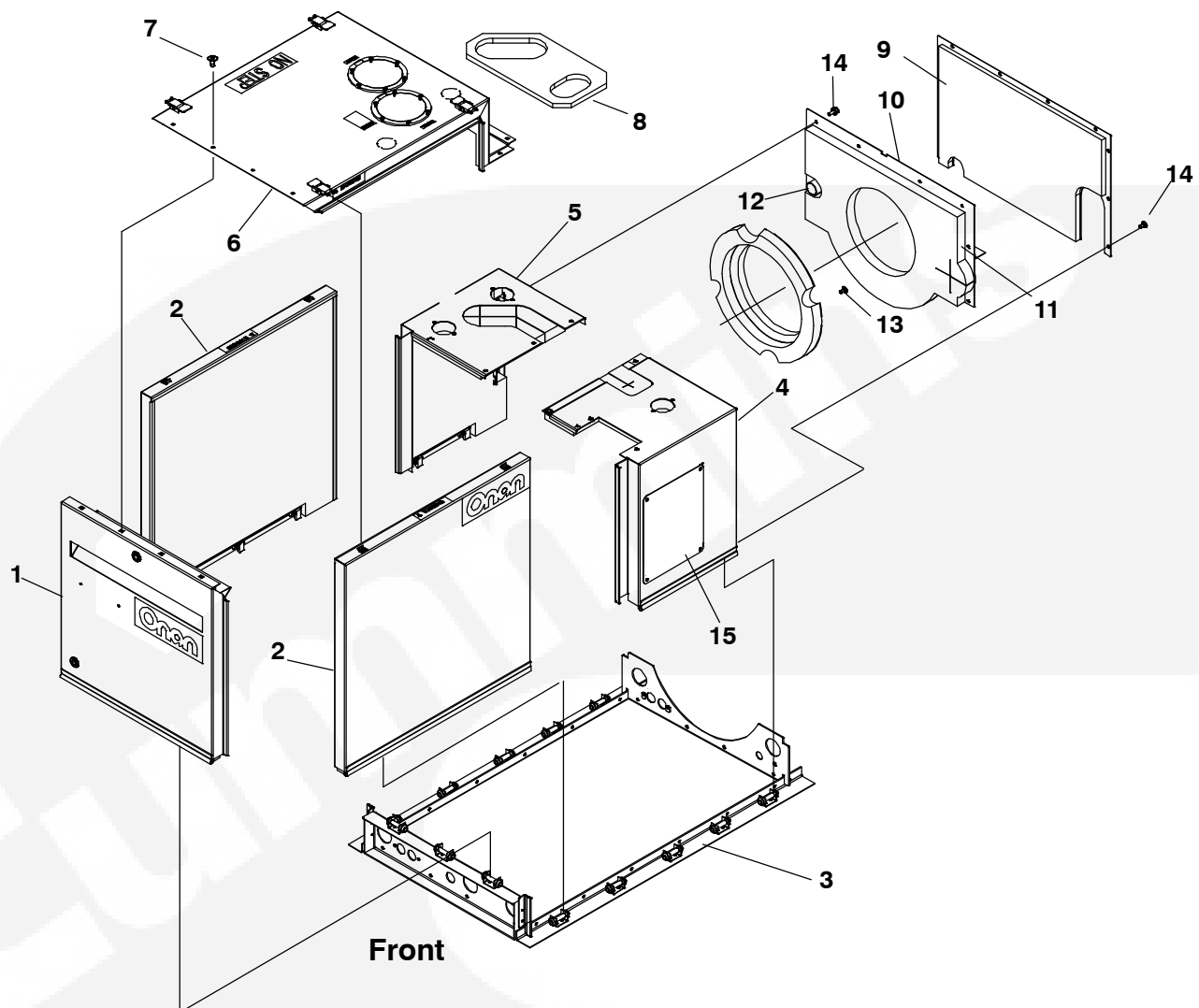
## Belt Guard



REF NO.	PART NO.	QTY USED	PART DESCRIPTION	REF NO.	PART NO.	QTY USED	PART DESCRIPTION
1	130-4870	1	Guard, Belt	5	850-0114-53	1	Washer, Lock (M6)
2	821-6002-02	8	Screw, Hex Head Sems (M6 x 1 x 12mm)	6	130-4945-03	1	Bracket, Belt Guard
3	130-4869-03	1	Bracket, Belt Guard	7	130-4847-03	1	Bracket, Belt Guard
4	800-3017-02	1	Screw, Hex Head Cap (M6 x 12mm)				



## Sound Shield



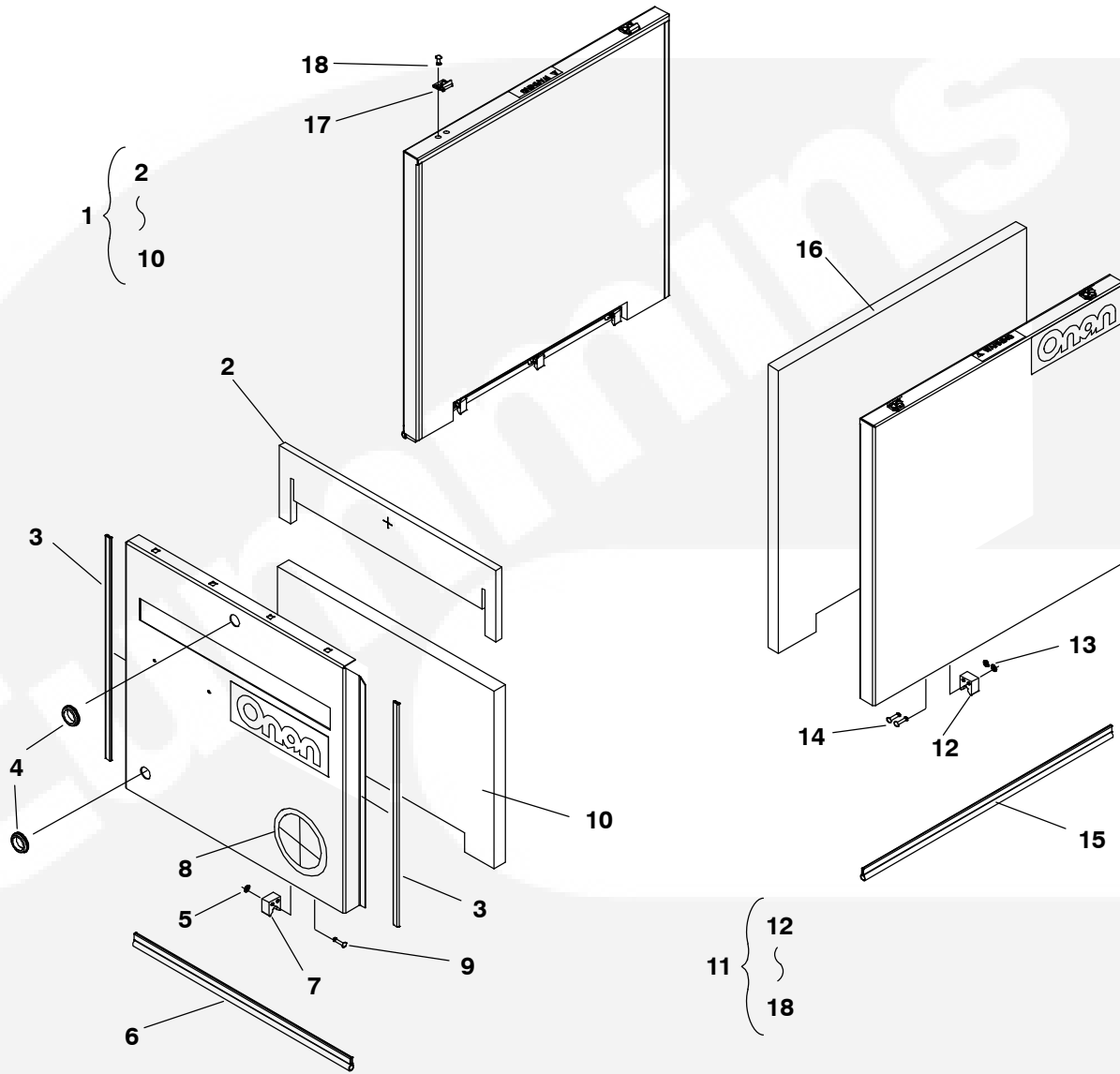
REF NO.	PART NO.	QTY USED	PART DESCRIPTION	REF NO.	PART NO.	QTY USED	PART DESCRIPTION
	405-6136	1	+Kit, Sound Shield (Includes all Parts on Following Sound Shield Pages)	11	405-6085	1	@Insulation, Baffle
1	405-5967-01	1	*Panel Assy, Front	12	508-1095	1	Grommet, Rubber
2	405-6145-01	2	*Door Assy	13	815-0181	3	Screw, ET Hex Head Thread Cutting (#10-32 x 1/2")
3			*Rail Assy	14	821-6002-02	8	Screw, Hex Head Sems (M6 x 1 x 12mm)
	405-6142	1	Left	15	405-6043-03	1	Cover, Exhaust Access
	405-6096-03	1	Rear	16	405-6220-01	1	Kit, Insulation (Includes Parts Marked @)
	405-6139	1	Right				
	405-6048	1	Front				
4	405-6078-01	1	*Housing Assy, Generator				
5	405-5977-01	1	*Housing Assy, Generator				
6	405-6148-02	1	*Roof Assy				
7	815-0765	27	Screw, Truss Head (1/4-20 x 1/2")				
8	405-6297	1	@Insulation, Control Box				
9	405-6086	1	@Insulation, Cover				
10	405-6082-01	1	Baffle Assy, Generator (Includes Insulation and Grommet)				

+ - Kit Also Includes Water Tube, Coolant Hose and Clamps listed on Heat Exchanger Page and Hose Clamp on Resonator Page.

\* - See Separate Page for Components.

@- Parts Included in Insulation Kit (Also Includes Parts Marked @) in Following Housing Component Pages).

## Sound Shield Front Panel and Door Components



REF NO.	PART NO.	QTY USED	PART DESCRIPTION
1	405-5967-01	1	Panel Assy, Front (Includes Parts Marked *)
2	405-6104	1	@*Insulation, Front Panel
3	508-0210	2	*Edging (852mm)
4	508-0021	2	*Grommet, Rubber
5	526-0003	6	*Washer, Flat (#8)
6	508-1011	1	*Seal, Edge (478mm)
7	405-1872	3	*Clip, Door
8	508-0115	1	#*Grommet
9	818-0150	6	*Rivet, Drive
10	405-6057	1	@*Insulation, Front Panel
11	405-6145-01	2	Door Assy (Includes Parts Marked +)
12	405-1872	3	+Clip, Door

REF NO.	PART NO.	QTY USED	PART DESCRIPTION
13	526-0003	6	+Washer, Flat (#8)
14	818-0150	6	+Rivet, Drive
15	508-1011	1	+Seal, Edge (708mm)
16	405-6150	1	@+Insulation, Door
17	406-0528-01	2	+Strike, Spring
18	818-0194	4	+Rivet

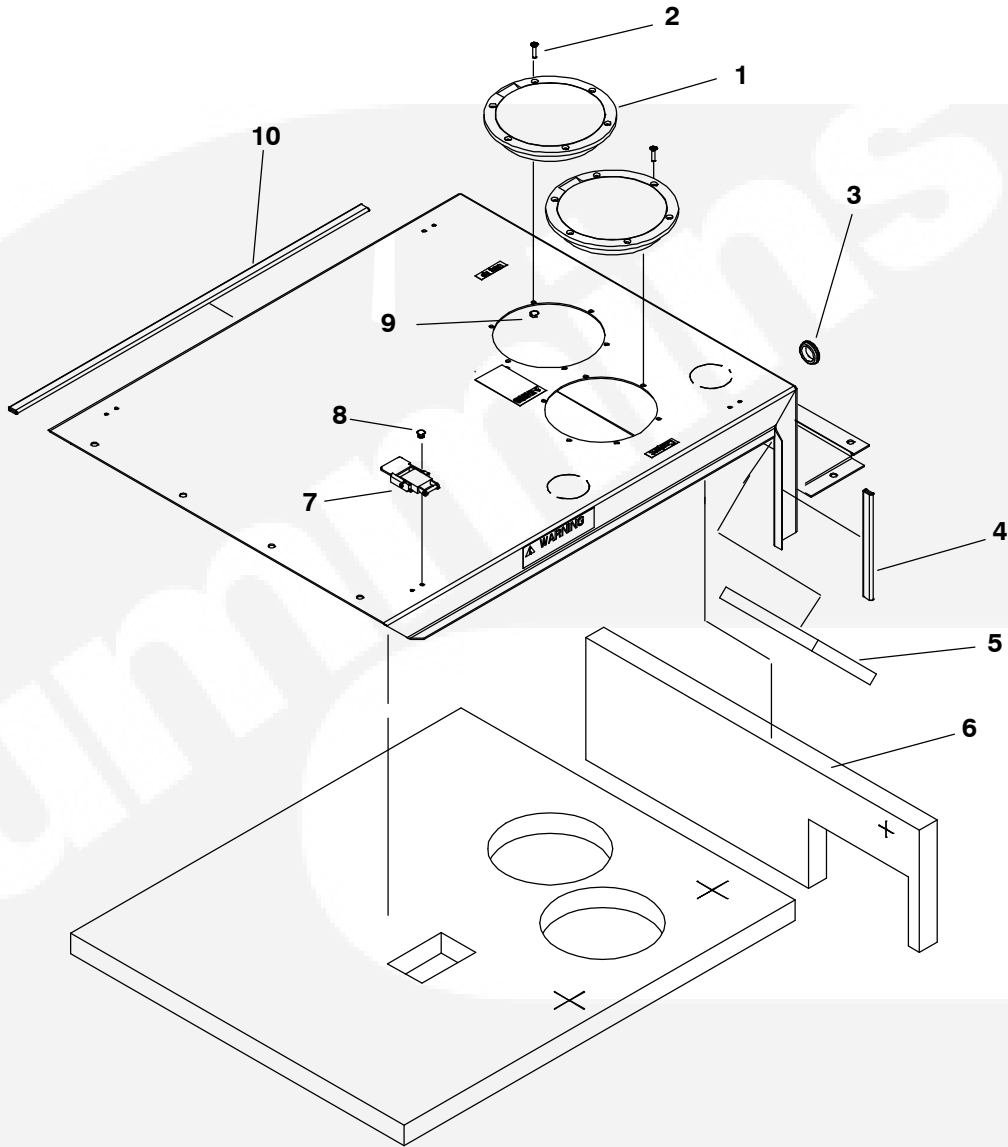
\* - Parts Included in Panel Assy.

+ - Parts Included in Door Assy.

@- Parts Included in Insulation Kit Listed on Sound Shield Page.

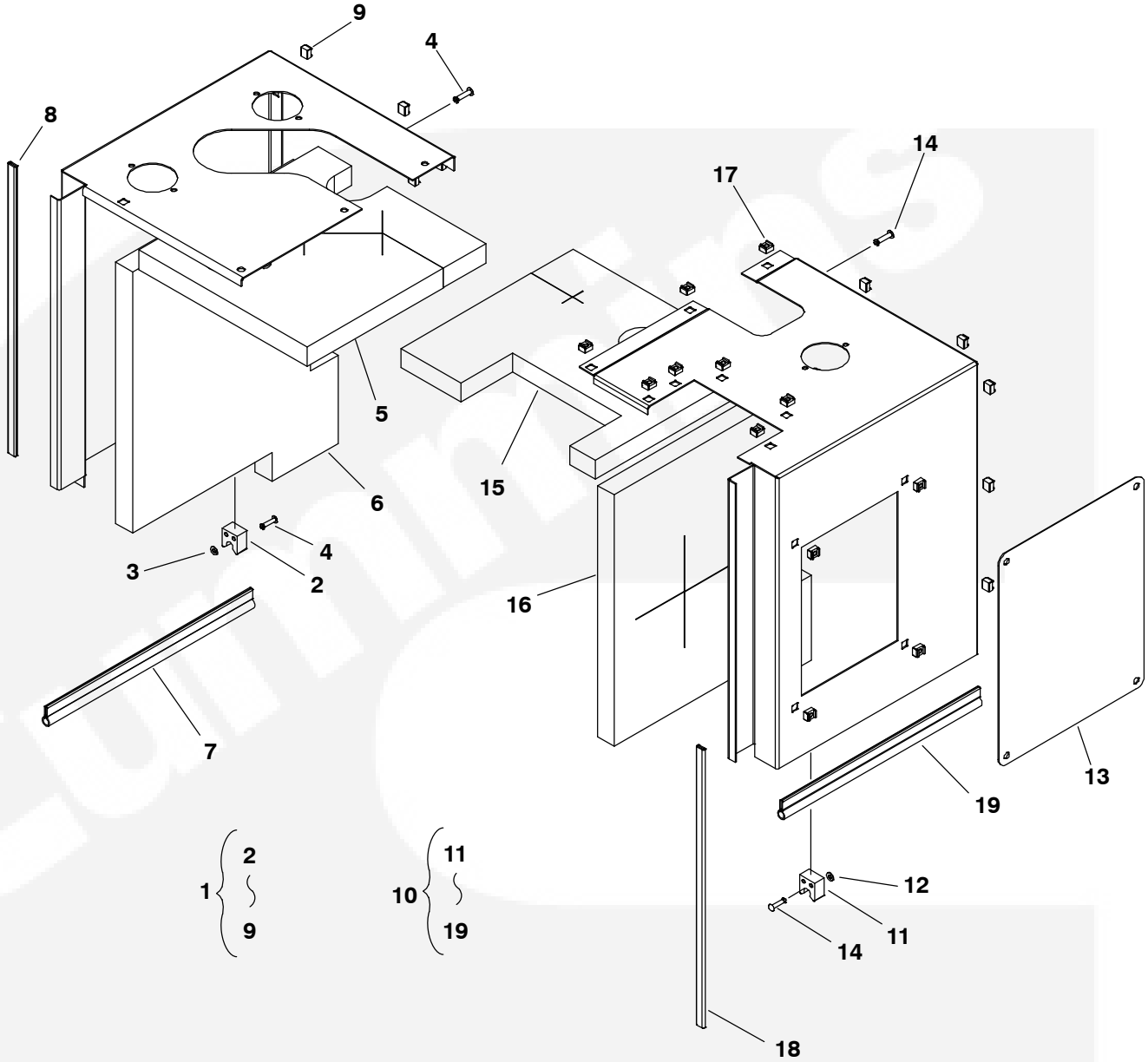
# - Grommet Included in Exhaust Kit Listed on Exhaust Manifold Page.

## Sound Shield Roof Components



REF NO.	PART NO.	QTY USED	PART DESCRIPTION	REF NO.	PART NO.	QTY USED	PART DESCRIPTION
1	405-4714	2	Cover, Access	7	406-0528-02	4	Catch, Spring
2	815-0918	12	Screw, Fillister Head Machine Cross Recessed (#6-32 x .62")	8	818-0194	8	Rivet
3	508-0021	1	Grommet, Rubber	9	860-0007	12	Nut, Hex (#6-32)
4	508-0210	2	Edging (135mm)	10	508-0210	2	Edging (628mm)(505mm)
5	405-6058	1	@ Insulation, Generator Housing	@- Parts Included in Insulation Kit Listed on Sound Shield Page.			
6	405-6056	1	@ Insulation, Roof				

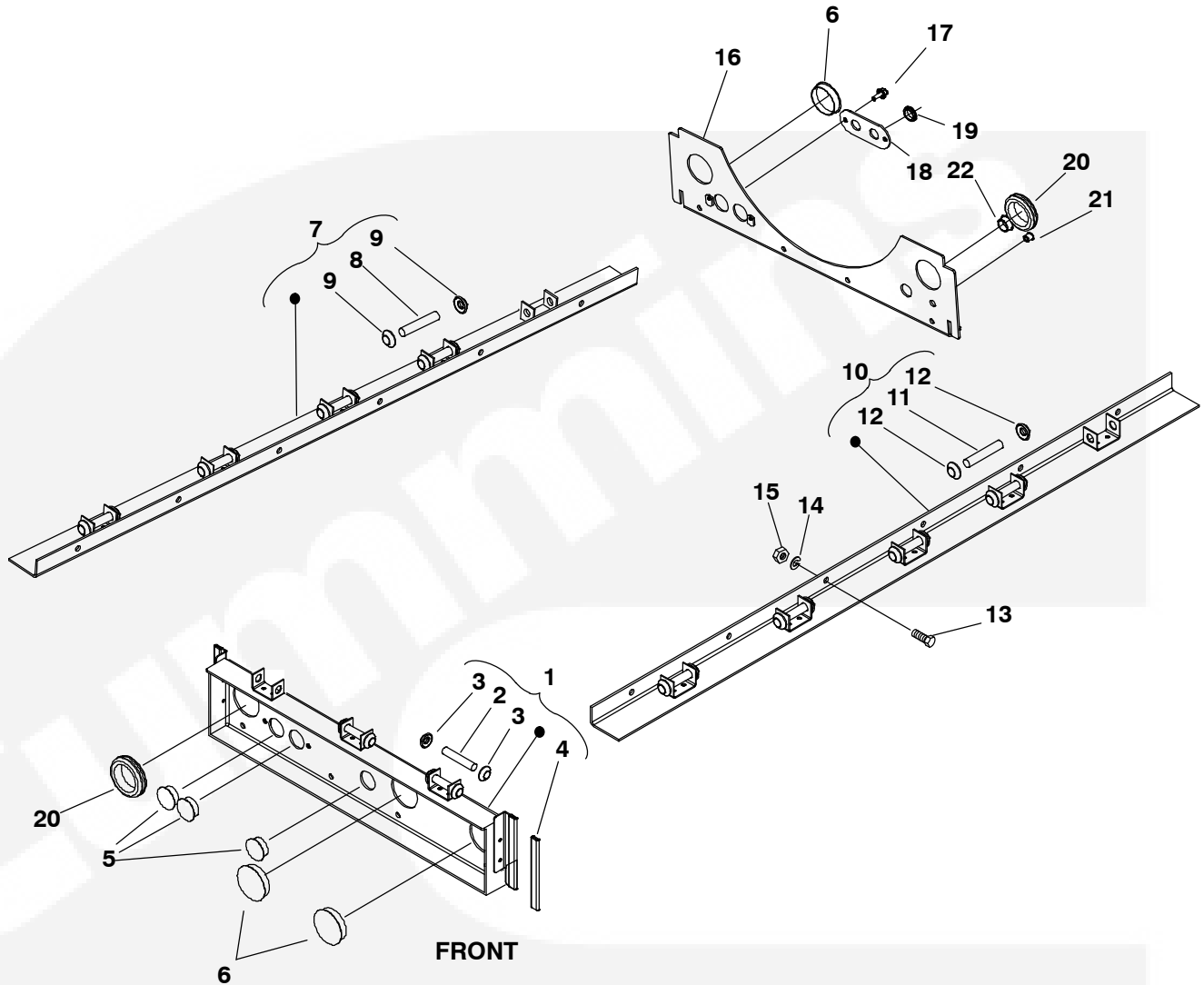
## Sound Shield Generator Housing



REF NO.	PART NO.	QTY USED	PART DESCRIPTION	REF NO.	PART NO.	QTY USED	PART DESCRIPTION
	405-5977-01	1	Kit, Housing	12	526-0003	4	+Washer, Flat (#8)
	405-6078-01	1	Kit, Housing	13	405-6043-03	1	Cover, Exhaust Access
1	405-5977-01	1	Housing Assy, Right Generator (Includes Parts Marked *)	14	818-0150	4	+Rivet, Drive
2	405-1872	2	*Clip, Door	15	405-6060	1	@+Insulation, Generator Housing
3	526-0003	4	*Washer, Flat (#8)	16	405-6059	1	@+Insulation, Generator Housing
4	818-0150	4	*Rivet, Drive	17	870-0110	17	+Nut, Retainer (1/4-20)
5	405-6084	1	@*Insulation Generator Housing	18	508-0210	1	+Edging (373mm)
6	405-6083	1	@*Insulation, Generator Housing	19	508-1011	1	+Seal, Edge (306mm)
7	508-1011	1	*Seal, Edge (306mm)				
8	508-0210	1	*Edging (373mm)				
9	870-0110	6	*Nut, Retainer (1/4-20)				
10	405-6078-01	1	Housing Assy, Left Generator (Includes Parts Marked +)				
11	405-1872	2	+Clip, Door				

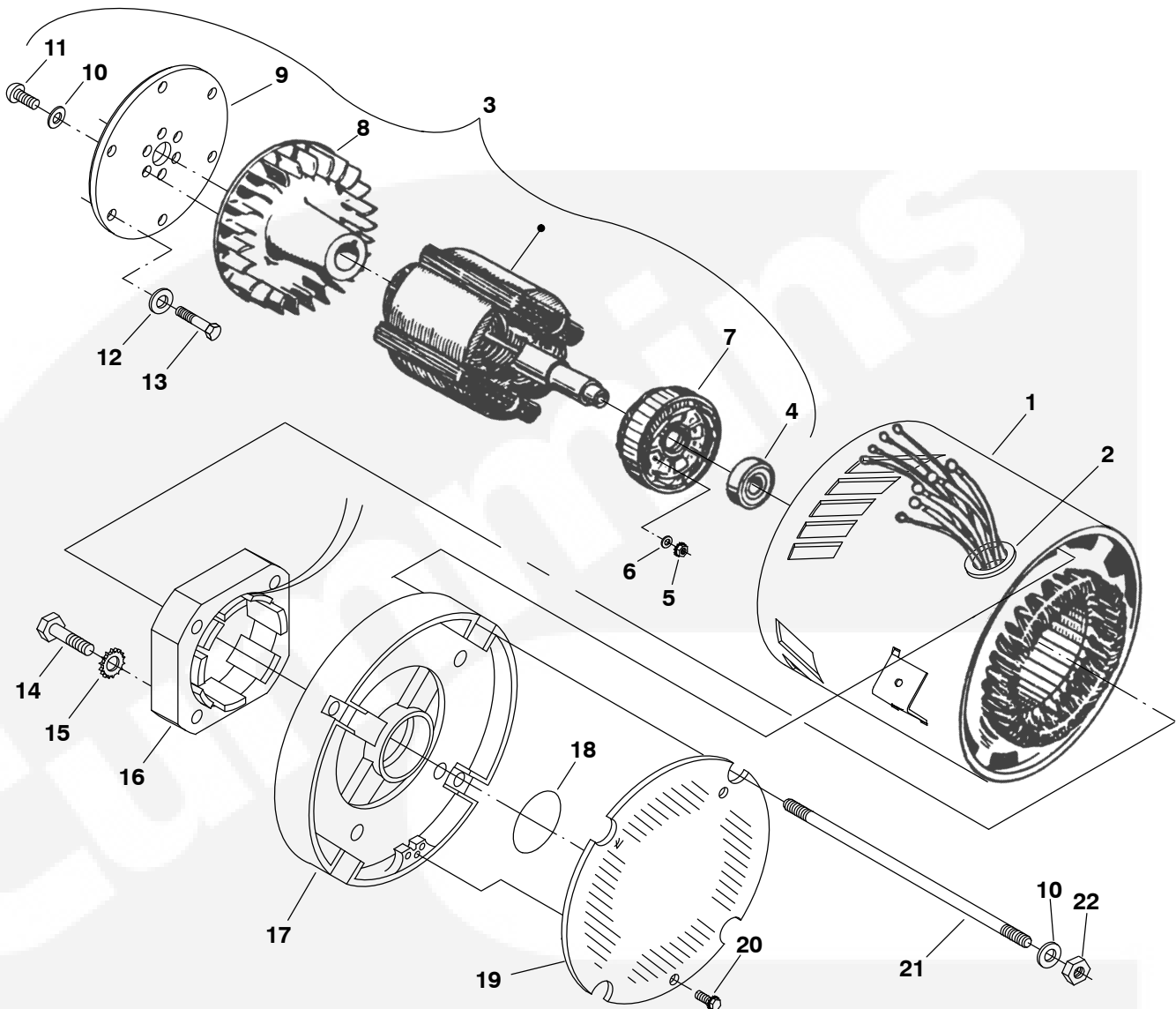
\* - Parts Included in Left Side Generator Housing Assy.  
 + - Parts Included in Right Side Generator Housing Assy.  
 @- Parts Included in Insulation Kit Listed on Sound Shield Page.

## Sound Shield Rail Components



REF NO.	PART NO.	QTY USED	PART DESCRIPTION	REF NO.	PART NO.	QTY USED	PART DESCRIPTION
1	405-6048-S0	1	Rail Assy, Front (Includes, Pins Nuts and Edging)	12	870-0400	10	Nut, Push Cap
2	405-3111	3	Pin, Clip	13	800-3017-02	19	Screw, Hex Head Cap (M6 x 1 x 12mm)
3	870-0400	6	Nut, Push Cap	14	850-0114-53	19	Washer, Lock (M6)
4	508-0210	2	Edging (210mm)	15	862-0026-54	19	Nut, Hex (M6 x 1mm)
5	517-0138	3	Plug (1")	16	405-6096-03	1	Rail, Rear
6	517-0138-07	3	Plug, Hole (1.75")	17	821-6001-02	2	Screw, Hex Head Sems (M5 x 0.8 x 12mm)
7	405-6142	1	Rail Assy, Left (Includes Pins and Nuts)	18	405-6095-03	1	Flange, Bulkhead
8	405-3111	5	Pin, Clip	19	508-1125	2	Grommet
9	870-0400	10	Nut, Push Cap	20	508-1126	2	Grommet
10	405-6139	1	Rail Assy, Right (Includes Pins and Nuts)	21	517-0131	1	Plug, Hole (.38")
11	405-3111	5	Pin, Clip	22	517-0136	1	Plug, Hole (.75")

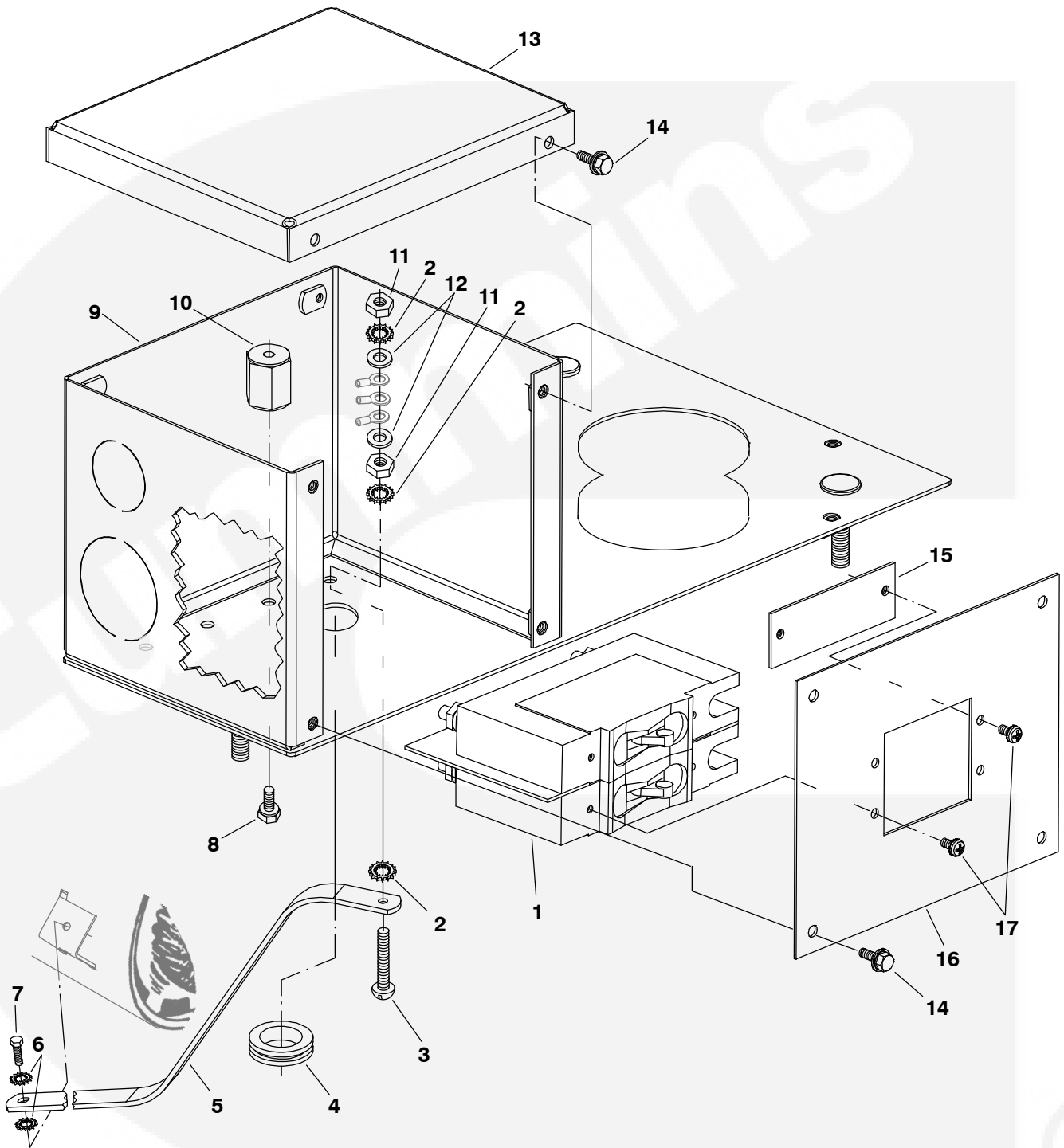
# Generator



REF NO.	PART NO.	QTY USED	PART DESCRIPTION	REF NO.	PART NO.	QTY USED	PART DESCRIPTION
1			Stature, Generator (Includes Grommet)	13	800-2054	6	Screw, Hex Head Cap (M8 x 1.25 x 14mm)
	220-4541-03	1	Single Phase	14	815-0935	4	Screw, Hex Head Thread Form (1/4")
	220-4560-03	1	Three Phase	15	853-0013	4	Washer, Lock ET (1/4")
2	508-0183	1	Grommet	16	220-4413-02	1	Stator, Exciter
3	201-3565-03	1	Rotor Assy, Generator (Includes Parts Marked °)	17	211-0435-01	1	Endbell
4	510-0112	1	°Bearing, Ball	18	509-0094	1	Seal, O'Ring
5	870-0131-01	2	°Nut, ET Hex (#10-32)	19	234-0989	1	Cover, Endbell
6	526-0399-11	2	°Washer, Flat (#10)	20	815-0181	3	Screw, ET Hex Head Thread Cutting (#10-32 x 1/2")
7	201-3515-02	1	°Rotor, Exciter	21	520-1004-02	4	Stud
8	205-0255	1	°Fan, Generator	22	862-0041	4	Nut, Hex (3/8-16)
9	232-2826	1	°Disk, Rotor Drive				
10	526-0399-42	10	°Washer, Flat (3/8")				
11	815-0917-04	6	°Screw, Button Head Torx (3/8-16 x 1")				
12	526-0399-42	6	Washer, Flat (M8)				

° - Parts Included in Rotor Assy.


# AC Control





## AC Control

REF NO.	PART NO.	QTY USED	PART DESCRIPTION	REF NO.	PART NO.	QTY USED	PART DESCRIPTION
1			Breaker, Circuit (CB4)	2	856-0006	3	Washer, EIT Lock (1/4")
			1 Pole	3	810-0155	1	Screw, Brass Round Head Machine (1/4-20 x 1.25")
			MDKAA				
	320-1690-02	1	40A	4	508-0278	1	Grommet
	320-1690-10	1	55A	5	337-2795	1	Strap, Bond
	320-1690-06	1	90A	6	853-0016	2	Washer, ET Lock (5/16")
			MDKAB	7	800-3017-18	1	Screw, Hex Head Cap (M8 x 1.25 x 16mm)
	320-1690-08	1	50A				
	320-1690-11	1	65A	8			Screw, Lock Head Flange (Plated) (1/4-20 x 5/16")
	320-1690-07	1	100A				
			2 Pole		821-0008	1	Single Phase
			MDKAA		821-0008	3	Three Phase
	320-1689-06	1	40A	9	319-3359-03	1	Box, Control
	320-1689-07	1	45A	10			Standoff, Insulator
	320-1689-08	1	50A		332-2370	1	Single Phase
			MDKAB		332-2370	3	Three Phase
	320-1689-07	1	45A	11	871-0016	2	Nut, Hex Brass (1/4-20)
	320-1689-08	1	50A	12	526-0052	2	Washer, Flat Brass (1/4)
	320-1689-09	1	55A	13	319-3201-03	1	Cover, AC
	320-1689-10	1	60A	14	821-6001-02	8	Screw, Hex Head Sems (M5 x 0.8 x 12mm)
			3 Pole				
			MDKAA	15	320-1813-02	1	Plate, CB Cover (Used with Single Pole Circuit Breaker)
	320-1891-05	1	15A				
	320-1891-06	1	18A	16			Cover, Circuit Breaker
	320-1891-03	1	20A		319-3199-03	1	1 or 2 Pole CB
	320-1836-04	1	30A		319-3227-03	1	3 Pole CB
	320-1836-05	1	35A	17			Screw, Pan Head Cross Recessed (#6-32 x 5/16")
	320-1836-06	1	40A		815-0550-01	4	1 or 2 Pole CB
			MDKAB		815-0550-01	6	3 Pole CB
	320-1891-06	1	18A				
	320-1891-03	1	20A				
	320-1891-01	1	25A				
	320-1836-05	1	35A				
	320-1836-06	1	40A				
	320-1836-07	1	45A				
			1 Pole				
	320-1690-04	1	70A				
	320-1690-15	1	30A				
			2 Pole				
	320-1689-04	1	30A				
	320-1689-05	1	35A				
	320-1689-06	1	40A				
			3 Pole				
	320-1891-05	1	15A				
	320-1891-09	1	13A				
	320-1836-02	1	20A				
	320-1836-03	1	25A				
	320-1836-04	1	30A				





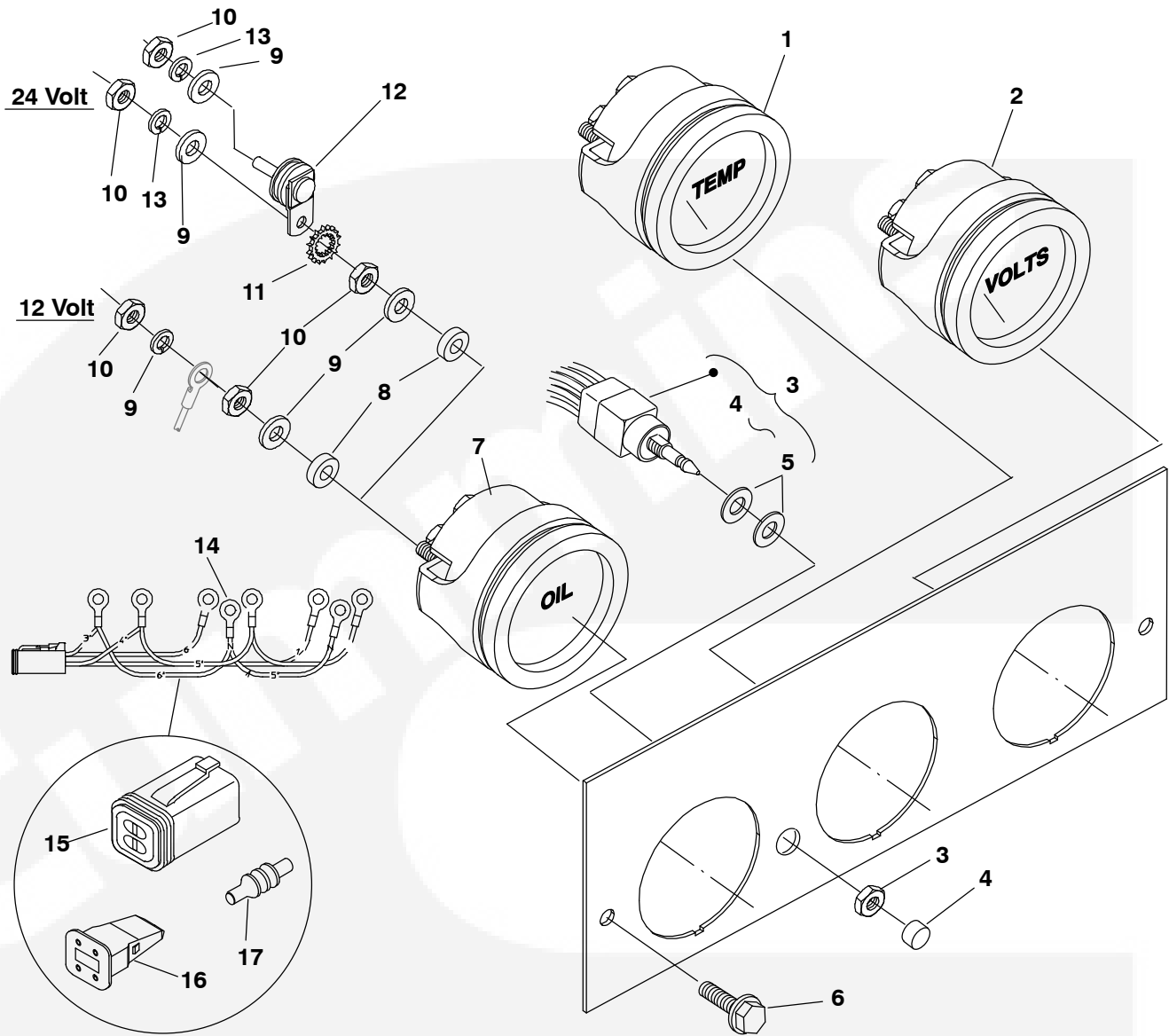
## DC Control

REF NO.	PART NO.	QTY USED	PART DESCRIPTION	REF NO.	PART NO.	QTY USED	PART DESCRIPTION
1			Box Assy, Control (Includes Parts Marked *)	15	319-3296-03	1	*Support, Voltage Regulator
	300-5141-01	1	12V	16	856-0003	1	*Washer, EIT Lock (#10)
	300-5141-02	1	24V	17	871-0010	1	*Nut, Hex Brass (#10-32)
2			*Harness, DC (Includes All of the Following Not Illustrated Parts and the K4 Relay)	18	815-0203	1	*Screw, ET Round Head Brass Machine (#10-32 x .88")
	323-1549	1	Connector, Receptacle (J4)	19	319-3356-03	1	*Box, Control
	323-1547	1	Wedge, Receptacle (J4)	20	508-1095	1	*Grommet
	323-1542	1	Connector, Receptacle (J3)	21	320-1863	1	*Breaker & Terminal Assy (0.5A)
	323-1544	1	Wedge, Receptacle (J3)	22	302-2002	1	*Hourmeter
	323-1546	1	Connector, Plug (P2)	23	320-1769-01	1	*Breaker, Field (2A)
	323-1548	1	Wedge, Plug (P2)	24	320-1862-01	1	*Breaker, Circuit (50A)
			Resistor (R1)	25	319-3430-02	1	*Panel, Control (Lower Portion)
	353-0053	1	12V (10 Ohm, 10W)	26	320-1140	1	*Breaker, Circuit (15A)
	352-0197	1	24V (36 Ohm, 15W)	27	526-0399-05	2	*Washer, Flat (#6)
			Resistor (R2)	28	800-0309-10	2	*Screw, Hex Head Machine (#6-32 x .25")
	352-0194	1	12V (10 Ohm, 5W)	29	320-1954	2	*Adapter, Threaded
	352-0196	1	24V (24 Ohm, 10W)	30	320-1953	2	*Boot, Pushbutton
			Resistor (R3)	31	308-1027	1	*Switch, Rocker (S1)
	352-0195	1	12V (8.5 Ohm, 5W)	32	323-1541	1	*Plug (8 Pin)
	352-0198	1	24V (18 Ohm, 10W)	33	323-1543	1	*Wedge, Plug
	357-0030	3	Rectifier (CR1, CR2, CR3)	34	323-1591	2	*Plug, Seal
	323-1563	8	Socket, Relay (K1, K2, K3, K5, K6, K8, K10, K11)	35			Panel, Control
	323-1799	1	Connector, Receptacle (J5)		319-3381	1	Without Gauges
	508-1105	1	Grommet				With Gauges (Kit) (See Separate Page for Components)
	323-1801	1	Connector, Strain Relief		300-4983-02	1	24V
3			Relay (K4) (Part of DC Harness)	36	821-6001-02	6	Screw, Hex Head Sems (M5 x 0.8 x 12mm)
	307-2828-01	1	12V				Cover, Control Box
	307-2828-02	1	24V	37	319-3400	1	Harness, Engine (Includes Parts Marked +)
4	305-0896	1	*Regulator, Voltage (AVR)	38	338-3692	1	Connector/Boot
5	821-6001-02	18	*Screw, Hex Head Sems (M5 x 0.8 x 12mm)	39			Boot (24V)
6	319-3357-03	1	*Panel, Rear Control		416-1021-03	1	+ Connector, Plug (12V) (1 Position)
7	319-3296-03	1	*Support, Voltage Regulator		323-1791	1	+ Connector, Plug (3 Position)
8			*Relay (K1, K2, K3, K5, K6, K8, K10, K11)	40	323-1792	1	+ Wedge, Plug (4 Pin)
	307-2767	7	12V SPDT	41	323-1548	AR	+ Connector, Plug (16 Pin) (P5)
	307-2819	7	24V	42	323-1798	AR	+ Plug (4 Pin)
9	870-0398	4	*Clip, Nut	43	323-1546	AR	+ Connector, Strain Relief
10	319-3399-03	1	*Bracket, Relay	44	323-1801	AR	
11	850-0114-51	1	*Washer, Lock (M4)				
12	815-0862	2	*Screw, Cross Recessed (M4 x 0.7 x 10mm)				
13	870-0131	1	*Nut, ET Hex (#10-32)				
14	526-0049	2	*Washer, Flat Brass (#10)				

- \* - Parts Included in Control Box Assy.
- + - Parts Included in Engine Harness.
- ° - Shipped Loose in Plastic Bag.

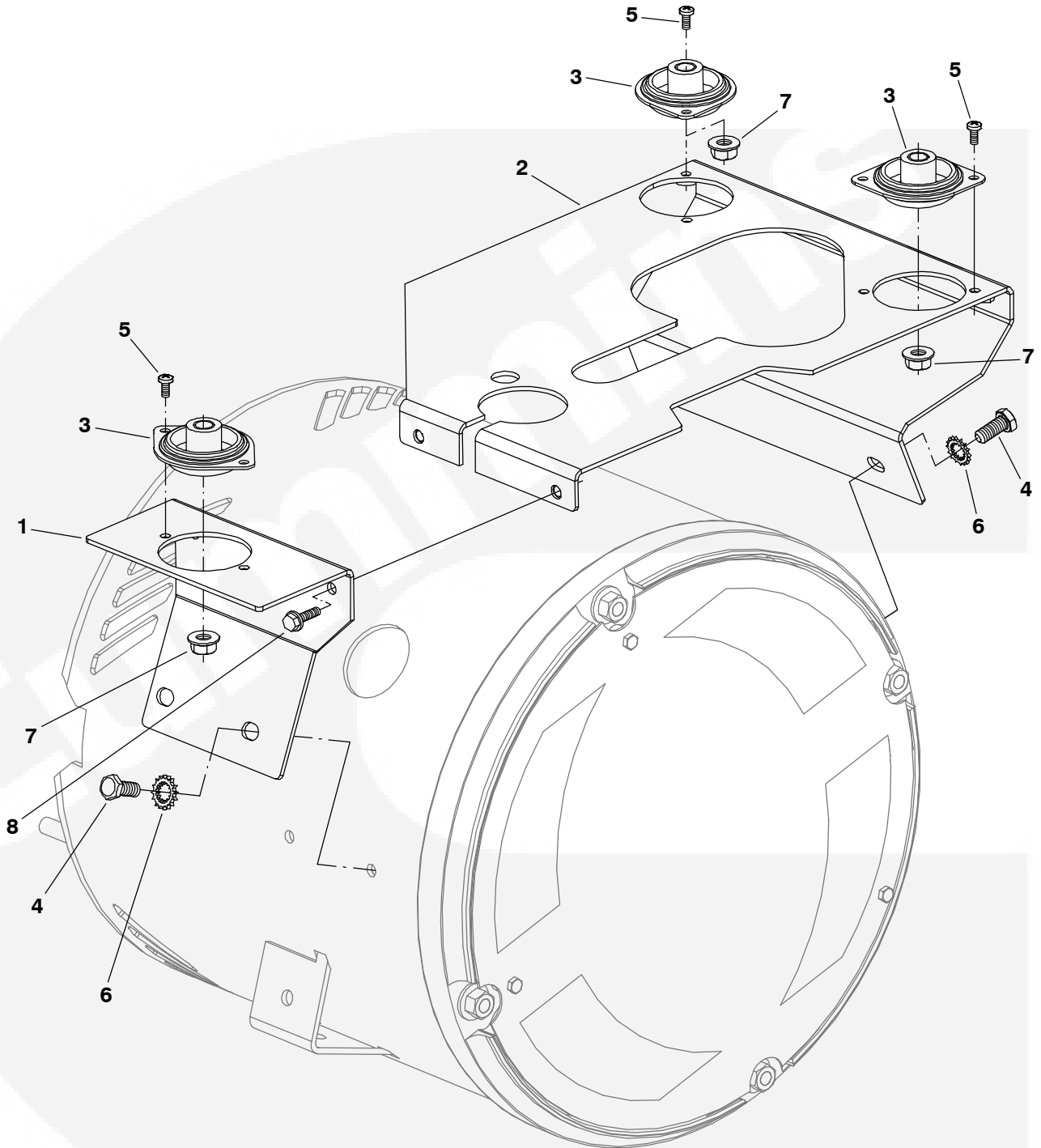


## Control Panel Components



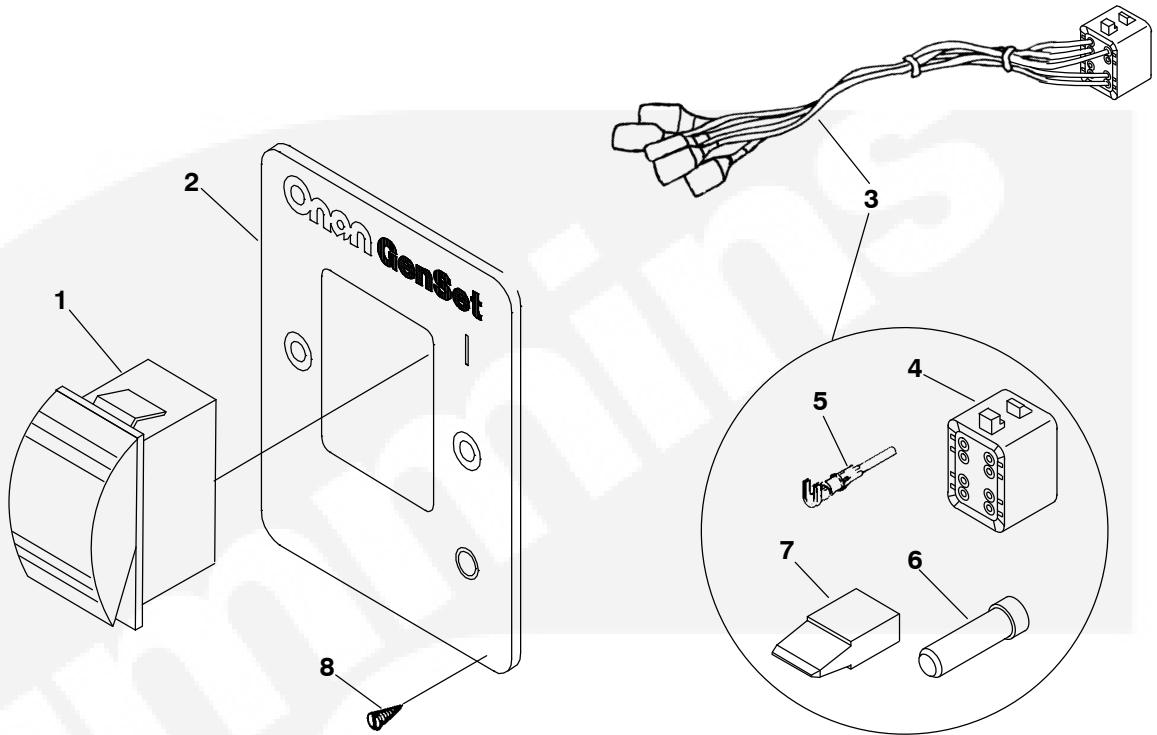
REF NO.	PART NO.	QTY USED	PART DESCRIPTION	REF NO.	PART NO.	QTY USED	PART DESCRIPTION
				9			Washer, Brass Flat (#10)
			Kit, Gauge Panel	526-0049	16		12V
	300-5038	1	12V	526-0049	18		24V
	300-5039	1	24V	10			Nut, Brass Hex (#10-32)
1	193-0351	1	Gauge, Coolant Temperature (M3)	871-0010	16		12V
				871-0010	18		24V
2			Voltmeter (M4)	11	853-0008	2	Washer, ET Lock 24V(#10)
	302-1641	1	12V (8-18V)	12	193-0250	2	Resistor, 24V
	302-1642	1	24V (16-36V)	13			Washer, Lock (#10)
3	300-4835-01	1	Kit, Dual Gauge Switch (Includes Switch, Cap, Nut and Washers)		850-0030	8	12V
					850-0030	10	24V
4	308-1072	1	Cap, Switch	14	338-3619	1	Harness, Gauge Panel (Includes Connector, Wedge and Plug)
5	850-0038	2	Washer, Flat (1/4)				
6	821-6001-02	2	Screw, Hex Head Sems (M5 x 12)	15	323-1546	1	Connector, Plug (P4)
7	193-0352	1	Gauge, Oil Pressure (M2)	16	323-1548	1	Wedge, Plug
8	526-0409	8	Washer, Nylon (.194")	17	323-1712	6	Plug, Cavity

## Control Mount



REF NO.	PART NO.	QTY USED	PART DESCRIPTION	REF NO.	PART NO.	QTY USED	PART DESCRIPTION
1	319-3204-05	1	Panel, Rear Saddle	5	815-0862	6	Screw (M4 x 0.7 x 10mm)
2	319-3360-05	1	Saddle, Control	6	856-0008	3	Washer, EIT Lock (5/16")
3	402-0681	3	Isolator, Vibration	7	870-0257	3	Nut (5/16-18)
4	815-0236	3	Screw, Hex Head Thread Cutting (5/6-18 x 5/8")	8	821-6002-02	2	Screw, Hex Head Sems (M6 x 1 x 12mm)

## Basic Remote Control Panel

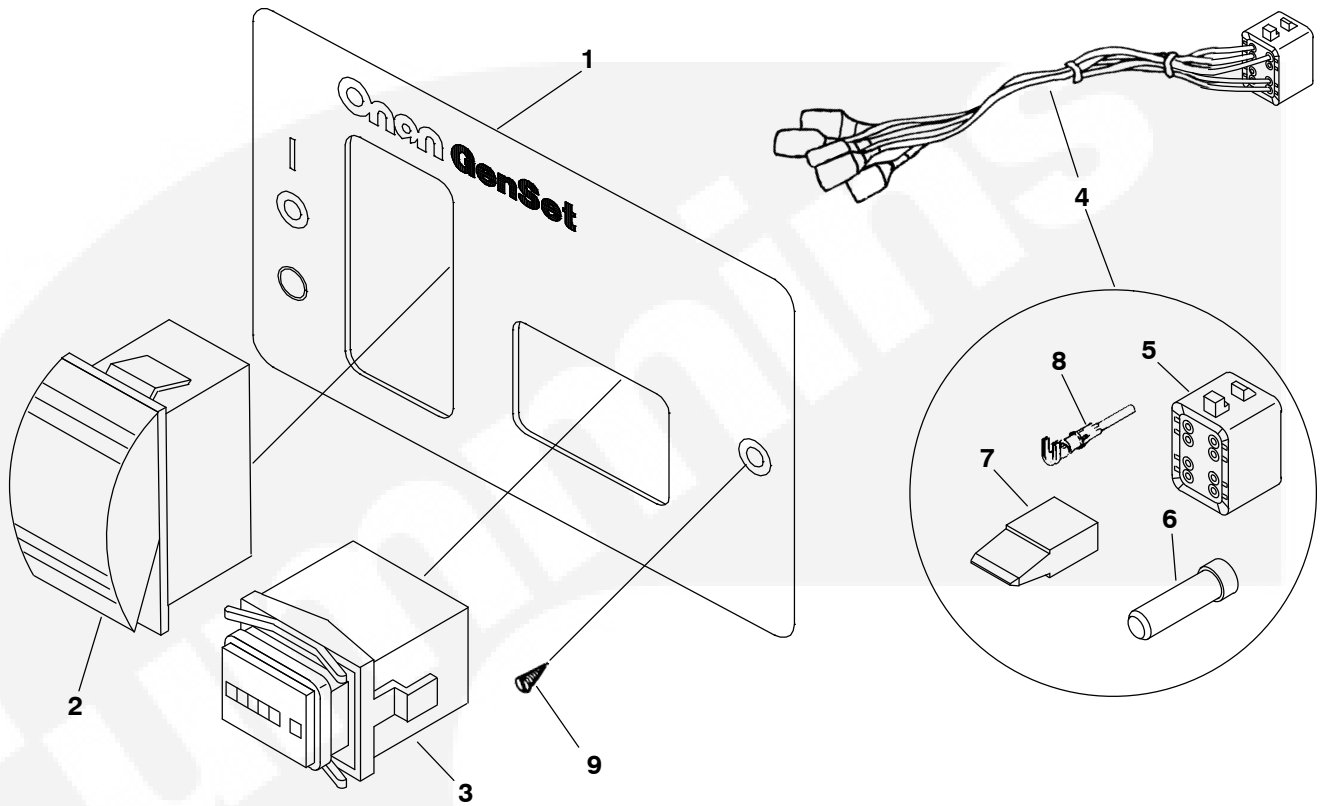


REF NO.	PART NO.	QTY USED	PART DESCRIPTION
			Kit, Basic Panel
	300-4990-01	1	12V
	300-4990-02	1	24V
1			Switch, Rocker (S11)
	308-1062	1	12V
	308-1062-01	1	24V
2	319-2339-02	1	Panel, Remote Includes Printing)
3	338-3598	1	Harness, Remote Panel (Includes Parts Marked *)

REF NO.	PART NO.	QTY USED	PART DESCRIPTION
4	323-1541	1	*Plug (8 Pin) (J4)
5	323-1492	5	*Pin, Contact
6	323-1591	3	*Plug, Seal
7	323-1543	1	*Wedge, Plug (8 Pin)
8	815-0910	2	Screw, Wood (#6 x 1)

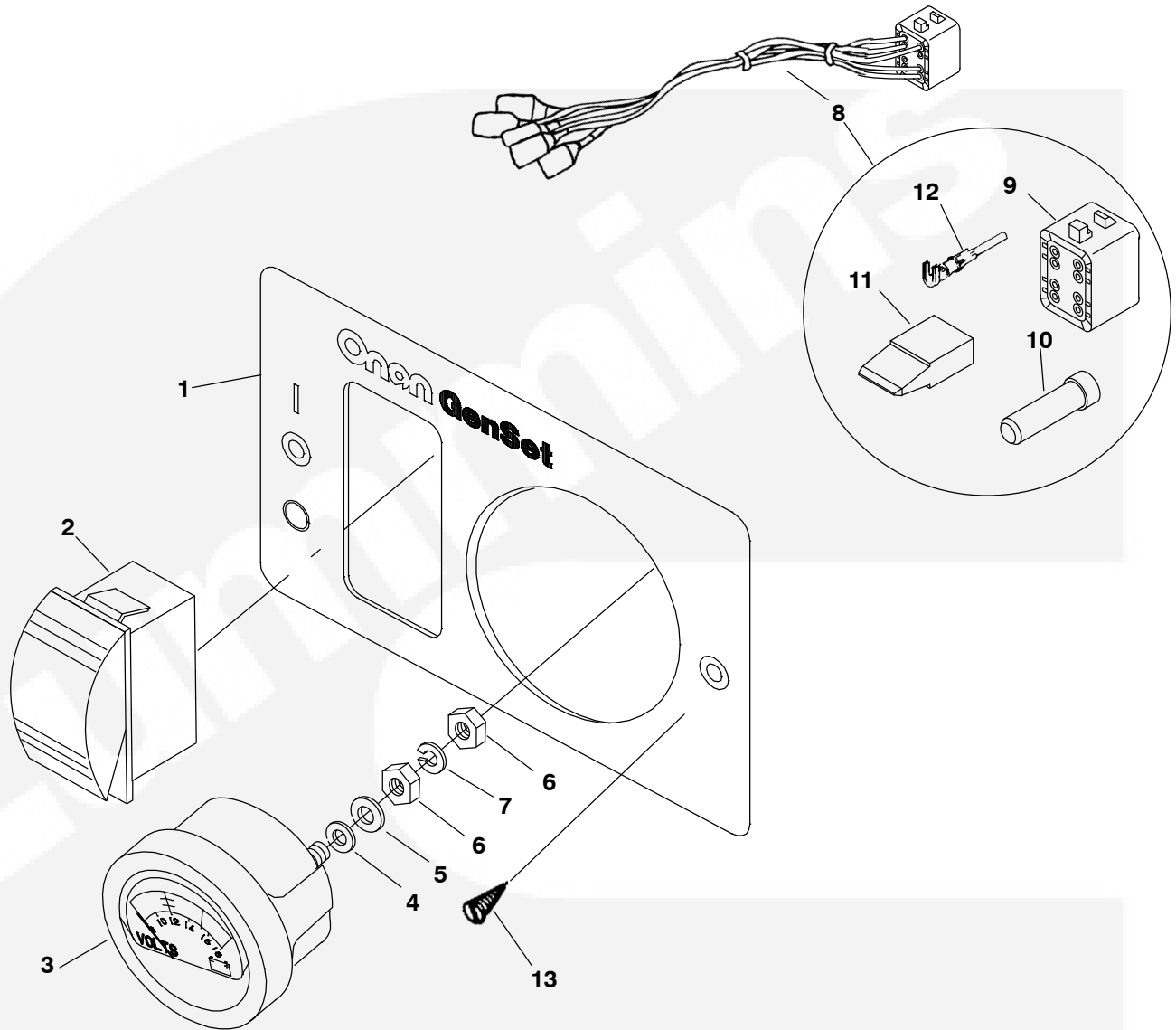
\* - Parts Included in Remote Panel Harness.

## Deluxe Remote Control Panel W/Hourmeter



REF NO.	PART NO.	QTY USED	PART DESCRIPTION	REF NO.	PART NO.	QTY USED	PART DESCRIPTION
	300-4991-01	1	Kit, Deluxe Panel	5	323-1541	1	*Plug (8 Pin) (J4)
	300-4991-02	1	12V	6	323-1591	3	*Plug, Connector
1	319-2340-04	1	Panel, Remote Printed	7	323-1543	1	*Wedge, Plug (8 Pin)
2	308-1062	1	Switch, Rocker (S11)	8	323-1492	5	*Pin, Contact
	308-1062-01	1	12V	9	815-0910	2	Screw, Wood (#6 x 1)
	308-1062-01	1	24V				
3	302-2002	1	Meter, Hour (M11)				* - Parts Included in Remote Panel Wiring Harness.
4	338-3599	1	Harness, Remote Panel (Includes Parts Marked *)				

## Deluxe Remote Control Panel W/Volt Meter

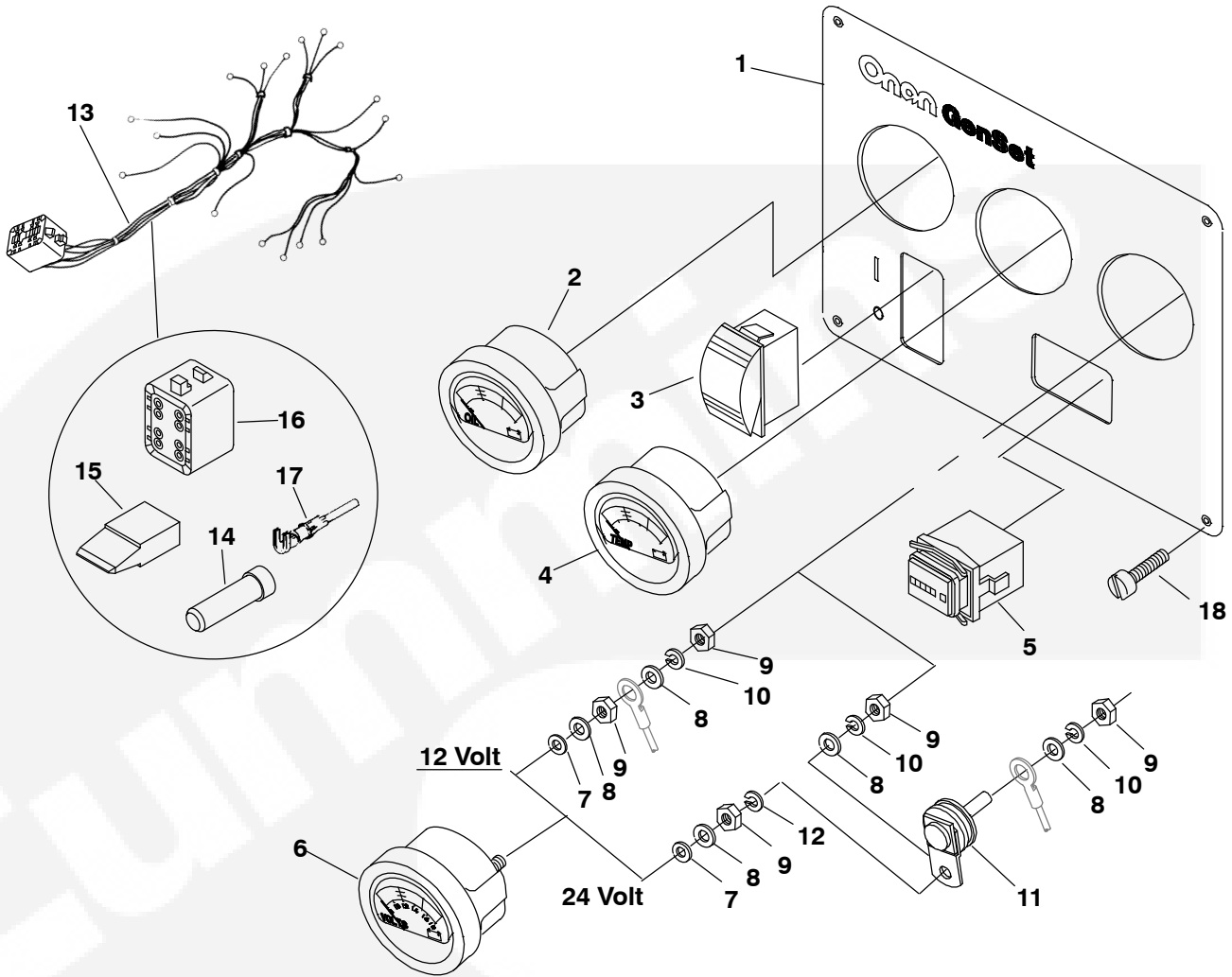


REF NO.	PART NO.	QTY USED	PART DESCRIPTION	REF NO.	PART NO.	QTY USED	PART DESCRIPTION
			Kit, Remote Panel	6	871-0010	4	Nut, Hex Brass (10-32)
	300-4989-01	1	12V	7	850-0030	2	Washer, Lock
	300-4989-02	1	24V	8	338-3597	1	Harness, Remote Panel (Includes Parts Marked *)
1	319-3132-01	1	Panel, Remote Printed	9	323-1541	1	*Plug (8 Pin) (J4)
2			Switch, Rocker (S11)	10	323-1591	3	*Plug, Connector
	308-1062	1	12V	11	323-1543	1	*Wedge, Plug (8 Pin)
	308-1062-01	1	24V	12	323-1492	5	*Pin, Contact
3			Meter, Volt (M14)	13	815-0910	2	Screw, Wood (#6 x 1)
	302-1641	1	12V (8-18V)				
	302-1642	1	24V (16-36V)				
4	526-0409	2	Washer, Nylon				
5	526-0049	4	Washer, Flat				

\* - Parts Included in Remote Panel Wiring Harness.



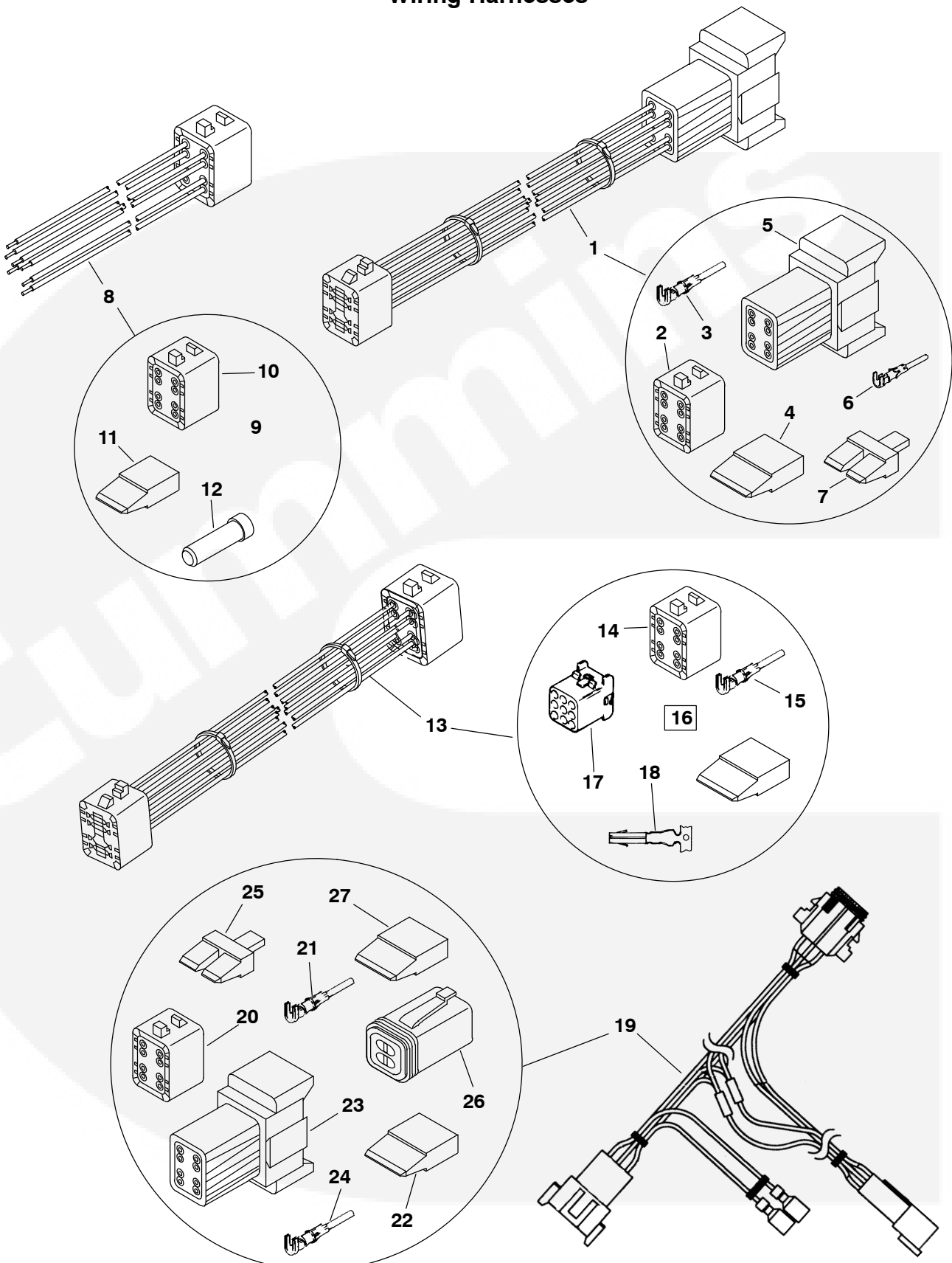
# Remote Gauge Control Panel



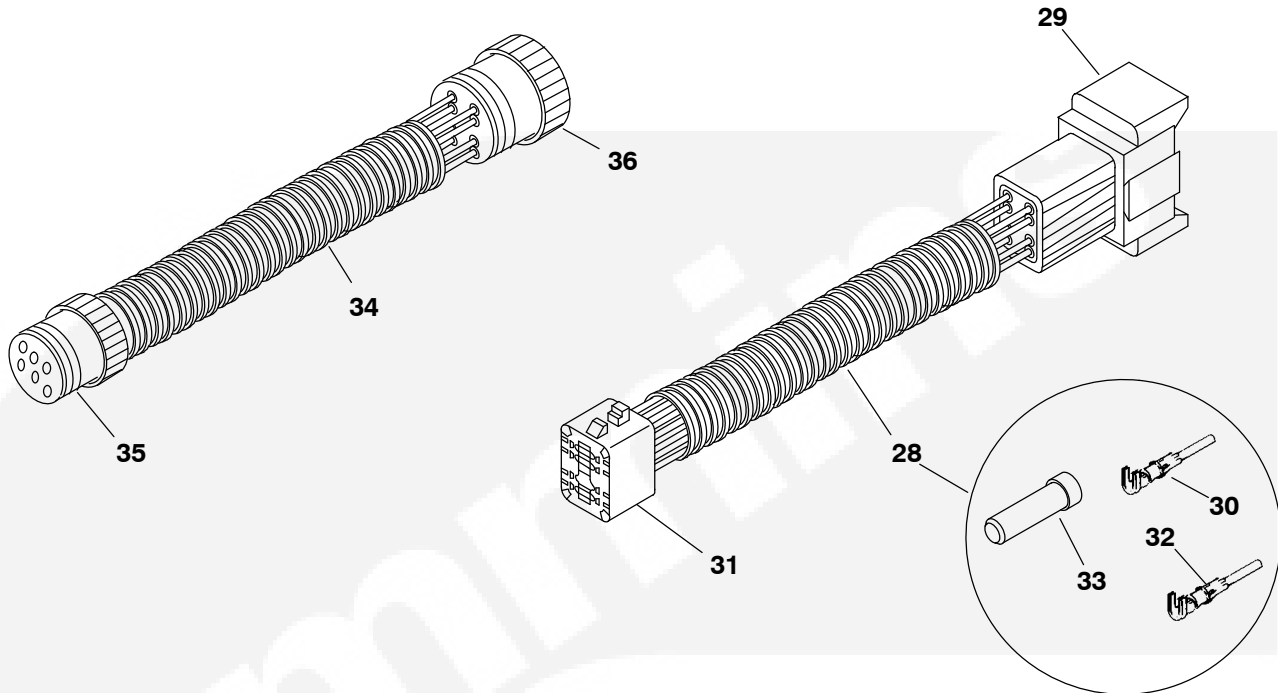
REF NO.	PART NO.	QTY USED	PART DESCRIPTION	REF NO.	PART NO.	QTY USED	PART DESCRIPTION
			Kit, Remote Gauge Panel	10			Washer, Lock (#10)
	300-5018-01	1	12V		850-0030	8	12V
	300-5018-02	1	24V		850-0030	10	24V
1	319-3254-02	1	Panel, Remote	11	193-0250	2	Resistor (24V Only)
2	193-0352	1	Gauge, Oil Pressure (M12)	12	853-0008	2	Washer, ET Lock (#10) (24V Only)
3			Switch, Rocker (SPDT) (S11)				(24V Sets Only)
	308-1062	1	12V Sets	13	338-3625	1	Harness, Remote Panel (Includes Parts Marked +)
	308-1062-01	1	24V Sets	14	323-1591	1	+ Plug, Seal
4	193-0351	1	Gauge, Water Temperature (M13)	15	323-1543	1	+ Wedge, Plug (8 Pin)
5	302-2002	1	Meter, Running Time (M11)	16	323-1541	1	+ Plug (8 Pin) (P4)
6			Meter, Volt (M14)	17	323-1492	7	+ Contact, Socket
	302-1641	1	12V Sets (8-18V)	18	808-0023	4	Screw, Pan Head Sheet Metal (#8 x .50)
	302-1642	1	24V Sets (18-34V)				
7	526-0409	8	Washer, Nylon (.194")				
8			Washer, Brass Flat (#10-32)				
	526-0049	16	12V				
	526-0049	18	24V				
9			Nut, Brass Hex (#10-32)				
	871-0010	16	12V				
	871-0010	18	24V				

+ - Parts Included in Remote Panel Harness

# Wiring Harnesses



## Wiring Harnesses



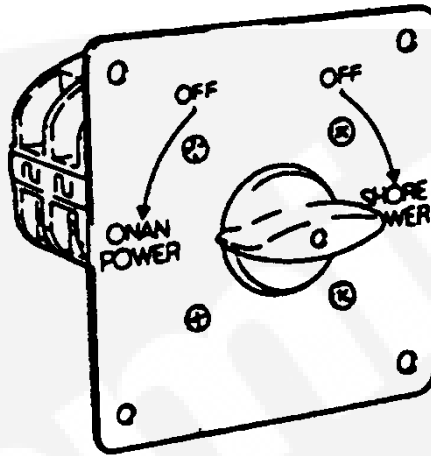
REF NO.	PART NO.	QTY USED	PART DESCRIPTION	REF NO.	PART NO.	QTY USED	PART DESCRIPTION
1			Harness, Remote Extension (Includes Parts Marked #)	18	323-1200	AR	°Socket, Contact
	338-3167	1	15 feet	19	338-3697	1	Harness, Junction
	338-3168	1	25 feet	20	323-1541	1	°Plug (9 Pin)
	338-3169-01	1	75 feet	21	323-1492	AR	°Terminal, Socket
	338-3169-02	1	100 feet	22	323-1543	1	°Wedge, Plug (8 Pin)
	338-3169-03	1	150 feet	23	323-1542	1	#Receptacle (8 Pin)
2	323-1541	1	#Plug (8 Pin)	24	323-1491	8	#Terminal, Pin
3	323-1492	8	#Terminal, Socket	25	323-1544	1	#Wedge, Receptacle (8 Pin)
4	323-1543	1	#Wedge, Plug (8 Pin)	26	323-1549	1	Socket, Receptacle (4 Pin)
5	323-1542	1	#Receptacle (8 Pin)	27	323-1547	1	Wedge, Lock Receptacle (4 Pin)
6	323-1491	8	#Terminal, Pin	28	338-3643	1	Harness, Remote Control Box AVR Extension (Includes Connectors, Terminals and Plugs)
7	323-1544	1	#Wedge, Receptacle (8 Pin)	29	323-1542	1	Connector, Receptacle
8	338-3098	1	Harness, Pigtail (12") (Includes Parts Marked *)	30	323-1491	AR	Terminal, Pin
9	323-1492	7	*Terminal, Socket	31	323-1541	1	Connector, Plug
10	323-1541	1	*Plug (8 Pin)	32	323-1492	AR	Terminal, Socket
11	323-1543	1	*Wedge, Plug (8 Pin)	33	323-1591	3	Plug
12	323-1591	1	*Plug, Connector	34	338-3730	1	Harness, Remote Control Box Engine Extension (Includes Connector and Plug)
13			Harness, Adapter (Includes Parts Marked °)	35	323-1767	1	Connector, Receptacle
	338-3695	1	Single Circuit for On/Off /Preheat	36	323-1134	1	Plug, Circular
	338-3696	1	Two Circuits for On/Off and Preheat				
14	323-1541	1	°Plug (9 Pin)				
15	323-1492	AR	°Terminal, Socket				
16	323-1543	1	°Wedge, Plug (8 Pin)				
17	323-1325	1	°Cap, Connector				

# - Parts Included in Remote Extension Harness.

\* - Parts Included in Custom Pigtail Harness

° - Parts Included in Adapter Harness.

# Manual Transfer Switch




REF NO.	PART NO.	QTY USED	PART DESCRIPTION
			Switch, On Shore/Off Shore Rotary
	308-0269	1	120V (2 Wire)
	308-0270	1	120/240V (3 Wire)



## Labels, Gasket Kits

REF NO.	PART NO.	QTY USED	PART DESCRIPTION	REF NO.	PART NO.	QTY USED	PART DESCRIPTION
98-7525		1	Label, Bat B+				Kit, Engine Gasket – Includes All of The Following:
98-7473		1	Label, Control (K-Relay)				
98-7458		1	Label, Control Panel (w/Gauges)	168-0226		1	MDKAA
				168-0227		1	MDKAB
98-7523		1	Label, Control (M1, CB)	185-5641		4	Gasket, Delivery Valve
98-7468		1	Label, Control (M2, M3, M4)	185-5643		4	Seal, O'Ring
98-7524		1	Label, Control (Fault Breaker, Emergency Stop)	185-5478		1	Gasket, Oil Pan
				185-2349		2	Gasket, Oil Fill Plug
98-7459		1	Label, Control Panel (w/o Gauges)	185-6579		1	Gasket, Pump Cover
				185-6863		1	Gasket, Gearcase
98-7474		1	Label, Control Panel (Inside)	185-6498		2	Gasket, Valve Cover
98-7460		1	Label, Control (Outside)	185-5646		8	Seal, O'Ring
98-5161		1	Label, Coolant (Housed Sets Only)				Gasket, Cylinder Head
				185-7304		1	MDKAA
98-7159		1	Label, Coolant	185-6478		1	MDKAB
98-5347		1	Label, Danger (High Voltage)	185-6545		1	Seal, O'Ring
98-7246		1	Label, Dual Gauge	185-5661		2	Gasket
98-7472		1	Label, Fire Port (Housed Sets Only)	185-5663		1	Gasket
				185-6603		1	Gasket, Shaft Cover
98-2235-02		1	Label, Ground	185-5691		1	Seal, O'Ring
185-5796		1	Label, Instruction	185-2461		1	Seal, Oil
98-6997		1	Label, Lifting Eye (Housed Sets Only)	185-6894		1	Gasket, Control Plate
				185-2284		5	Gasket
98-6996		1	Label, No Step (Housed Sets Only)	185-5337		4	Gasket, Nozzle Holder
				185-6511		1	Gasket, Bearing Case Cover
98-5338		1	Label, No Step	185-6869		1	Gasket, Bearing Case
98-6388-01		1	Label, Phone Info	185-2291		4	Gasket
98-1714		1	Label, Onan (Housed Sets Only)	509-0094		1	Seal, O'Ring
				185-6580		1	Gasket, Fuel Pump
98-7493		1	Label, Reconnection	185-6922		1	Gasket, Water Flange
98-7521		1	Label, Schematic (DC)	185-6004		1	Gasket, Thermostat
98-7512		1	Label, Service Parts	185-7299		1	Gasket, Water Pump
98-7471		1	Label, Service Parts	185-6854		2	Gasket, Exhaust Manifold
98-6995		4	Label, Warning (Exposed Belts) (Housed Sets Only)	185-7300		8	Seal, Valve Stem
				185-6853		1	Gasket, Exhaust
98-5755		1	Label, Warning (Hazardous Voltage)	185-6701		1	Gasket, Intake Manifold
				185-2284		5	Seal, O'Ring
98-5667		1	Label, Warning (Hot Pressurized Coolant)	185-5869		2	Seal, O'Ring
				185-3080		2	Seal, O'Ring
98-6074-02		1	Label, Warning (Operation, Maintenance and Service...)	185-2338		1	Seal, O'Ring
				185-2095		1	Seal, O'Ring
98-4798-01		1	Label, Warning (Rotating Parts) (Unhoused Sets Only)	185-3078		1	Seal, O'Ring
				185-6494		1	Seal, Oil
				185-5869		1	Seal, O'Ring
				185-5743		1	Seal, O'Ring
				185-6510		1	Seal, Oil





**THIS PAGE IS INTENDED TO BE BLANK**



## Numerical Index

<u>Part No.</u>	<u>Page</u>	<u>Part No.</u>	<u>Page</u>	<u>Part No.</u>	<u>Page</u>	<u>Part No.</u>	<u>Page</u>
098-1714, <b>75</b>		130-3572, <b>44</b>		149-1914-01, <b>37</b>		185-2124, <b>29</b>	
098-2235-02, <b>75</b>		130-3573, <b>44</b>		149-1949, <b>37</b>		185-2170, <b>13</b>	
098-4798-01, <b>75</b>		130-3574, <b>44</b>		149-1952, <b>37</b>		185-2178, <b>13</b>	
098-5161, <b>75</b>		130-3721, <b>49</b>		149-1953, <b>37</b>		185-2179, <b>26</b>	
098-5338, <b>75</b>		130-4434, <b>41</b>		149-2045, <b>37</b>		185-2184, <b>26</b>	
098-5347, <b>75</b>		130-4739-04, <b>41</b>		149-2046, <b>37</b>		185-2188, <b>9 , 23</b>	
098-5667, <b>75</b>		130-4740-03, <b>41</b>		149-2047, <b>37</b>		185-2233, <b>9</b>	
098-5755, <b>75</b>		130-4803-02, <b>41</b>		149-2100, <b>34</b>		185-2284, <b>18 , 19 , 24 , 75</b>	
098-6074-02, <b>75</b>		130-4847-03, <b>55</b>		149-2106, <b>34</b>			
098-6388-01, <b>75</b>		130-4869-03, <b>55</b>		149-2312, <b>36</b>		185-2291, <b>28 , 75</b>	
098-6995, <b>75</b>		130-4870, <b>55</b>		149-2313, <b>36</b>		185-2338, <b>9 , 75</b>	
098-6996, <b>75</b>		130-4945-03, <b>55</b>		149-2331-01, <b>34</b>		185-2345, <b>24</b>	
098-6997, <b>75</b>		130-4985-03, <b>41</b>		149-2601, <b>34</b>		185-2347, <b>18</b>	
098-7159, <b>75</b>		130-5169, <b>41</b>		149-2609-02, <b>34</b>		185-2349, <b>28 , 29 , 75</b>	
098-7246, <b>75</b>		130-5170, <b>41</b>		149-2616, <b>34</b>		185-2351, <b>18</b>	
098-7458, <b>75</b>		130-5176, <b>41</b>		149-2618-04, <b>34</b>		185-2359, <b>18 , 29</b>	
098-7459, <b>75</b>		132-0358, <b>41 , 42</b>		150-1733, <b>38</b>		185-2367, <b>9</b>	
098-7460, <b>75</b>		132-0360, <b>42</b>		150-2698-02, <b>38</b>		185-2384, <b>28</b>	
098-7468, <b>75</b>		132-0361, <b>42</b>		150-2706, <b>38</b>		185-2385, <b>24</b>	
098-7471, <b>75</b>		132-0362, <b>42</b>		154-3060, <b>49</b>		185-2386, <b>17 , 46</b>	
098-7472, <b>75</b>		132-0363, <b>42</b>		155-1002, <b>35</b>		185-2387, <b>11 , 20</b>	
098-7473, <b>75</b>		132-0364, <b>42</b>		155-2029, <b>35</b>		185-2388, <b>11 , 18 , 27 , 31 , 32</b>	
098-7474, <b>75</b>		132-0365, <b>42</b>		155-2030, <b>35</b>		185-2389, <b>17 , 47</b>	
098-7493, <b>75</b>		132-0366, <b>42</b>		155-2033, <b>49</b>		185-2390, <b>16</b>	
098-7512, <b>75</b>		132-0367, <b>42</b>		155-2666-01, <b>49</b>		185-2391, <b>16</b>	
098-7521, <b>75</b>		132-0368, <b>42</b>		155-3146, <b>49</b>		185-2403, <b>9</b>	
098-7523, <b>75</b>		132-0369, <b>42</b>		155-3199, <b>9</b>		185-2411, <b>23</b>	
098-7524, <b>75</b>		132-0370, <b>42</b>		155-3216, <b>35</b>		185-2412, <b>9</b>	
098-7525, <b>75</b>		132-0371, <b>42</b>		155-3217, <b>35</b>		185-2413, <b>23</b>	
100-3615-01, <b>9</b>		132-0372, <b>42</b>		155-3218, <b>35</b>		185-2461, <b>18 , 75</b>	
100-3615-02, <b>9</b>		132-0373, <b>42</b>		155-3256, <b>49</b>		185-2564, <b>13 , 31 , 32</b>	
100-3620-01, <b>9</b>		132-0374, <b>42</b>		155-3257, <b>49</b>		185-2565, <b>9</b>	
100-3620-02, <b>9</b>		132-0375, <b>42</b>		155-3261-02, <b>49</b>		185-2572, <b>31 , 32</b>	
110-3827, <b>26</b>		132-0376, <b>42</b>		168-0226, <b>75</b>		185-2578, <b>21</b>	
115-0025, <b>38</b>		132-0377, <b>42</b>		168-0227, <b>75</b>		185-2658, <b>14</b>	
120-1330-03, <b>45</b>		132-0378, <b>42</b>		185-2072, <b>26</b>		185-3078, <b>46 , 75</b>	
120-1331-03, <b>45</b>		132-0379, <b>42</b>		185-2076, <b>26</b>		185-3080, <b>29 , 75</b>	
122-0832, <b>45</b>		132-0380, <b>42</b>		185-2080, <b>26</b>		185-3093, <b>17</b>	
130-2333, <b>49</b>		140-2898, <b>47</b>		185-2095, <b>9 , 23 , 75</b>		185-4255, <b>18 , 21 , 29</b>	
130-3570, <b>44</b>		140-3078, <b>47</b>		185-2102, <b>9</b>		185-5337, <b>24 , 75</b>	
130-3571, <b>44</b>		149-1908-05, <b>36 , 37</b>		185-2115, <b>9</b>			

## Numerical Index

<u>Part No.</u>	<u>Page</u>	<u>Part No.</u>	<u>Page</u>	<u>Part No.</u>	<u>Page</u>	<u>Part No.</u>	<u>Page</u>
185-5407,	<b>28 , 29</b>	185-5714,	<b>30</b>	185-6442,	<b>15</b>	185-6518,	<b>11</b>
185-5421,	<b>24</b>	185-5719,	<b>30</b>	185-6445,	<b>27</b>	185-6519,	<b>11</b>
185-5445,	<b>31 , 32</b>	185-5741,	<b>29</b>	185-6468,	<b>9</b>	185-6520,	<b>11</b>
185-5478,	<b>46 , 75</b>	185-5742,	<b>29</b>	185-6469,	<b>9</b>	185-6521,	<b>11</b>
185-5484,	<b>9</b>	185-5743,	<b>29 , 75</b>	185-6471,	<b>9</b>	185-6522,	<b>11</b>
185-5486,	<b>9</b>	185-5745,	<b>30</b>	185-6472,	<b>9</b>	185-6523,	<b>11</b>
185-5487,	<b>9</b>	185-5771,	<b>33</b>	185-6475,	<b>23</b>	185-6524,	<b>11</b>
185-5490,	<b>9</b>	185-5777,	<b>33</b>	185-6476,	<b>23</b>	185-6525,	<b>11</b>
185-5502,	<b>23</b>	185-5782,	<b>33</b>	185-6477,	<b>23</b>	185-6526,	<b>11</b>
185-5558,	<b>11</b>	185-5783,	<b>33</b>	185-6478,	<b>23 , 75</b>	185-6529,	<b>12</b>
185-5560,	<b>11</b>	185-5784,	<b>33</b>	185-6479,	<b>23</b>	185-6530,	<b>12</b>
185-5612,	<b>24</b>	185-5796,	<b>75</b>	185-6480,	<b>29</b>	185-6531,	<b>12</b>
185-5623,	<b>21</b>	185-5798,	<b>21</b>	185-6481,	<b>29</b>	185-6532,	<b>12</b>
185-5624,	<b>21</b>	185-5826,	<b>27 , 46</b>	185-6482,	<b>29</b>	185-6533,	<b>12</b>
185-5625,	<b>21</b>	185-5833,	<b>29</b>	185-6483,	<b>29</b>	185-6534,	<b>12</b>
185-5639,	<b>22</b>	185-5835,	<b>29</b>	185-6484,	<b>29</b>	185-6535,	<b>12</b>
185-5640,	<b>22</b>	185-5843,	<b>9</b>	185-6485,	<b>29</b>	185-6536,	<b>12</b>
185-5641,	<b>22 , 75</b>	185-5845,	<b>9</b>	185-6486,	<b>29</b>	185-6537,	<b>12</b>
185-5643,	<b>22 , 75</b>	185-5869,	<b>29 , 75</b>	185-6487,	<b>29</b>	185-6538,	<b>12</b>
185-5644,	<b>22</b>	185-5924,	<b>10</b>	185-6490,	<b>29</b>	185-6540,	<b>10</b>
185-5645,	<b>22</b>	185-5938,	<b>10</b>	185-6491,	<b>29</b>	185-6541,	<b>10</b>
185-5646,	<b>22 , 75</b>	185-5939,	<b>10</b>	185-6492,	<b>29</b>	185-6542,	<b>10</b>
185-5647,	<b>22</b>	185-5941,	<b>10</b>	185-6493,	<b>29</b>	185-6543,	<b>10</b>
185-5649,	<b>22</b>	185-5942,	<b>10</b>	185-6494,	<b>29 , 75</b>	185-6544,	<b>10</b>
185-5650,	<b>22</b>	185-5943,	<b>10</b>	185-6497,	<b>28</b>	185-6545,	<b>10 , 75</b>
185-5652,	<b>22</b>	185-5959,	<b>17 , 20</b>	185-6498,	<b>28 , 75</b>	185-6546,	<b>10</b>
185-5653,	<b>22</b>	185-5960,	<b>17 , 20</b>	185-6499,	<b>28</b>	185-6547,	<b>10</b>
185-5654,	<b>22</b>	185-5985,	<b>24</b>	185-6500,	<b>28</b>	185-6548,	<b>10</b>
185-5655,	<b>22</b>	185-6004,	<b>27 , 75</b>	185-6501,	<b>28</b>	185-6549,	<b>10</b>
185-5658,	<b>22</b>	185-6005,	<b>27</b>	185-6503,	<b>28</b>	185-6550,	<b>10</b>
185-5659,	<b>22</b>	185-6040,	<b>9</b>	185-6506,	<b>16</b>	185-6551,	<b>10</b>
185-5661,	<b>22 , 75</b>	185-6121,	<b>9</b>	185-6507,	<b>16</b>	185-6552,	<b>10</b>
185-5662,	<b>22</b>	185-6163,	<b>20</b>	185-6509,	<b>16</b>	185-6553,	<b>10</b>
185-5663,	<b>22 , 75</b>	185-6354,	<b>15</b>	185-6510,	<b>16 , 75</b>	185-6554,	<b>10</b>
185-5684,	<b>19</b>	185-6358,	<b>15</b>	185-6511,	<b>75</b>	185-6556,	<b>10</b>
185-5685,	<b>19</b>	185-6362,	<b>15</b>	185-6512,	<b>16</b>	185-6558,	<b>17</b>
185-5688,	<b>18</b>	185-6365,	<b>15</b>	185-6513,	<b>16</b>	185-6560,	<b>17</b>
185-5690,	<b>18</b>	185-6386,	<b>14</b>	185-6514,	<b>16</b>	185-6561,	<b>17</b>
185-5691,	<b>18 , 75</b>	185-6394,	<b>28</b>	185-6515,	<b>16</b>	185-6562,	<b>17</b>
185-5693,	<b>18</b>	185-6409,	<b>13</b>	185-6516,	<b>11</b>	185-6563,	<b>17</b>
185-5696,	<b>18</b>	185-6441,	<b>15</b>	185-6517,	<b>11</b>	185-6564,	<b>17</b>



## Numerical Index

<u>Part No.</u>	<u>Page</u>	<u>Part No.</u>	<u>Page</u>	<u>Part No.</u>	<u>Page</u>	<u>Part No.</u>	<u>Page</u>
185-6565,	17	185-6671,	30	185-6853,	49 , 75	185-7082,	24
185-6566,	17	185-6672,	30	185-6854,	49 , 75	185-7104,	13 , 14
185-6567,	17	185-6673,	30	185-6856,	9	185-7105,	13 , 15
185-6568,	17	185-6674,	30	185-6863,	29 , 75	185-7110,	49
185-6569,	17	185-6676,	30	185-6866,	9	185-7212,	9
185-6570,	17	185-6677,	30 , 47	185-6869,	16 , 75	185-7216,	29
185-6571,	17	185-6681,	26	185-6871,	16	185-7218,	13
185-6572,	17	185-6682,	26	185-6876,	17	185-7219,	13
185-6573,	17	185-6683,	26	185-6879,	17	185-7221,	13
185-6574,	19	185-6685,	26	185-6880,	17	185-7222,	13
185-6575,	19	185-6686,	26	185-6881,	19	185-7225,	32 , 33
185-6577,	19	185-6687,	26	185-6884,	22	185-7226,	32
185-6578,	9	185-6688,	26	185-6885,	22	185-7227,	32
185-6579,	9 , 41 , 75	185-6689,	26	185-6887,	22	185-7228,	33
185-6580,	21 , 75	185-6690,	26	185-6889,	9	185-7229,	33
185-6584,	21	185-6691,	26	185-6894,	18 , 75	185-7230,	14
185-6585,	21	185-6692,	26	185-6900,	25	185-7231,	14
185-6586,	21	185-6693,	26	185-6901,	25	185-7232,	14
185-6588,	22	185-6694,	26	185-6902,	25	185-7233,	14
185-6589,	22	185-6695,	26	185-6903,	25	185-7234,	14
185-6598,	20	185-6699,	49	185-6904,	25	185-7235,	14
185-6599,	20	185-6700,	47	185-6905,	25	185-7236,	14
185-6600,	20	185-6701,	47 , 75	185-6906,	25	185-7237,	15
185-6601,	20	185-6721,	28	185-6907,	25	185-7238,	15
185-6602,	20	185-6740,	24 , 25	185-6908,	25	185-7239,	15
185-6603,	20 , 75	185-6741,	17	185-6909,	25	185-7240,	15
185-6604,	20	185-6742,	21	185-6910,	25	185-7245,	9
185-6605,	20	185-6743,	21	185-6911,	25	185-7246,	46
185-6608,	18	185-6744,	21	185-6912,	25	185-7247,	46
185-6610,	18	185-6745,	12	185-6913,	25	185-7248,	46
185-6611,	18	185-6746,	12	185-6914,	25	185-7249,	10
185-6614,	18	185-6747,	23	185-6915,	25	185-7250,	13
185-6615,	18	185-6748,	21 , 22	185-6916,	25	185-7251,	22
185-6621,	24	185-6750,	24	185-6917,	25	185-7252,	20
185-6624,	24	185-6751,	24	185-6918,	25	185-7253,	20
185-6630,	32	185-6759,	18 , 21 , 29	185-6922,	27 , 75	185-7254,	20
185-6631,	31 , 32	185-6762,	46	185-6930,	19	185-7255,	20
185-6633,	31 , 32	185-6785,	31 , 32	185-6931,	19	185-7256,	18
185-6665,	27 , 29	185-6786,	31 , 32	185-6932,	19	185-7257,	18
185-6666,	27	185-6816,	33	185-6934,	31 , 32	185-7258,	18
185-6667,	27	185-6820,	33	185-7069,	29 , 47	185-7259,	18

## Numerical Index

<u>Part No.</u>	<u>Page</u>	<u>Part No.</u>	<u>Page</u>	<u>Part No.</u>	<u>Page</u>	<u>Part No.</u>	<u>Page</u>
185-7260, <b>18</b>		205-0255, <b>61</b>		308-0270, <b>74</b>		320-1690-08, <b>63</b>	
185-7261, <b>18</b>		211-0435-01, <b>61</b>		308-1027, <b>65</b>		320-1690-11, <b>63</b>	
185-7262, <b>18</b>		220-4413-02, <b>61</b>		308-1062, <b>68 , 69 , 70 , 71</b>		320-1690-10, <b>63</b>	
185-7263, <b>18</b>		220-4541-03, <b>61</b>		308-1062-01, <b>68 , 69 , 70 , 71</b>		320-1690-15, <b>63</b>	
185-7264, <b>18</b>		220-4560-03, <b>61</b>		308-1072, <b>66</b>		320-1769-01, <b>65</b>	
185-7265, <b>24</b>		232-2826, <b>61</b>		309-0295, <b>49</b>		320-1813-02, <b>63</b>	
185-7266, <b>24</b>		234-0989, <b>61</b>		309-0601, <b>27</b>		320-1836-02, <b>63</b>	
185-7268, <b>24</b>		300-4835-01, <b>66</b>		309-0641-03, <b>45</b>		320-1836-03, <b>63</b>	
185-7269, <b>31</b>		300-4983-02, <b>65</b>		309-0641-05, <b>45</b>		320-1836-04, <b>63</b>	
185-7270, <b>31</b>		300-4989-01, <b>70</b>		309-0673, <b>27</b>		320-1836-05, <b>63</b>	
185-7271, <b>31</b>		300-4989-02, <b>70</b>		319-2339-02, <b>68</b>		320-1836-06, <b>63</b>	
185-7272, <b>31</b>		300-4990-01, <b>68</b>		319-2340-04, <b>69</b>		320-1836-07, <b>63</b>	
185-7273, <b>31 , 32</b>		300-4990-02, <b>68</b>		319-3132-01, <b>70</b>		320-1862-01, <b>65</b>	
185-7296, <b>15</b>		300-4991-01, <b>69</b>		319-3199-03, <b>63</b>		320-1863, <b>65</b>	
185-7297, <b>27</b>		300-4991-02, <b>69</b>		319-3201-03, <b>63</b>		320-1891-01, <b>63</b>	
185-7298, <b>27</b>		300-5018-01, <b>71</b>		319-3204-05, <b>67</b>		320-1891-03, <b>63</b>	
185-7299, <b>75</b>		300-5018-02, <b>71</b>		319-3227-03, <b>63</b>		320-1891-05, <b>63</b>	
185-7300, <b>26 , 75</b>		300-5038, <b>66</b>		319-3254-02, <b>71</b>		320-1891-06, <b>63</b>	
185-7302, <b>9</b>		300-5039, <b>66</b>		319-3296-03, <b>65</b>		320-1891-09, <b>63</b>	
185-7303, <b>23</b>		300-5040, <b>27</b>		319-3356-03, <b>65</b>		320-1953, <b>65</b>	
185-7304, <b>23 , 75</b>		300-5041, <b>27</b>		319-3357-03, <b>65</b>		320-1954, <b>65</b>	
185-7305, <b>16</b>		300-5141-01, <b>65</b>		319-3359-03, <b>63</b>		323-1134, <b>73</b>	
185-7306, <b>16</b>		300-5141-02, <b>65</b>		319-3360-05, <b>67</b>		323-1200, <b>73</b>	
185-7307, <b>16</b>		300-5170, <b>53</b>		319-3381, <b>65</b>		323-1325, <b>73</b>	
185-7308, <b>12</b>		300-5197, <b>49</b>		319-3399-03, <b>65</b>		323-1491, <b>73</b>	
185-7309, <b>12</b>		302-1641, <b>66 , 70 , 71</b>		319-3400, <b>65</b>		323-1492, <b>50 , 68 , 69 , 70 , 71 , 73</b>	
185-7310, <b>12</b>		302-1642, <b>66 , 70 , 71</b>		319-3430-02, <b>65</b>		323-1541, <b>65 , 68 , 69 , 70 , 71 , 73</b>	
185-7311, <b>12</b>		302-2002, <b>65 , 69 , 71</b>		320-1140, <b>65</b>		323-1542, <b>65 , 73</b>	
185-7312, <b>10</b>		304-0796, <b>38</b>		320-1689-04, <b>63</b>		323-1543, <b>65 , 68 , 69 , 70 , 71 , 73</b>	
191-2252, <b>15</b>		304-0797, <b>38</b>		320-1689-05, <b>63</b>		323-1544, <b>65 , 73</b>	
191-2273-03, <b>53</b>		304-0831-03, <b>38</b>		320-1689-06, <b>63</b>		323-1546, <b>50 , 65 , 66</b>	
193-0244, <b>45</b>		305-0896, <b>65</b>		320-1689-07, <b>63</b>		323-1547, <b>65 , 73</b>	
193-0250, <b>66 , 71</b>		306-4081, <b>38</b>		320-1689-08, <b>63</b>		323-1548, <b>50 , 65 , 66</b>	
193-0318, <b>27</b>		307-1617, <b>53</b>		320-1689-09, <b>63</b>		323-1549, <b>65 , 73</b>	
193-0351, <b>66 , 71</b>		307-2546, <b>38</b>		320-1689-10, <b>63</b>		323-1563, <b>65</b>	
193-0352, <b>66 , 71</b>		307-2546-01, <b>38</b>		320-1690-02, <b>63</b>		323-1591, <b>50 , 65 , 68 , 69 , 70 , 71 , 73</b>	
193-0430-01, <b>45</b>		307-2767, <b>65</b>		320-1690-04, <b>63</b>		323-1708, <b>50</b>	
193-0457-01, <b>27</b>		307-2819, <b>65</b>		320-1690-06, <b>63</b>		323-1709, <b>50</b>	
193-0468, <b>49</b>		307-2828-01, <b>65</b>		320-1690-07, <b>63</b>			
201-3515-02, <b>61</b>		307-2828-02, <b>65</b>					
201-3565-03, <b>61</b>		308-0269, <b>74</b>					

## Numerical Index

<u>Part No.</u>	<u>Page</u>	<u>Part No.</u>	<u>Page</u>	<u>Part No.</u>	<u>Page</u>	<u>Part No.</u>	<u>Page</u>
323-1712,	<b>66</b>	403-4259-02,	<b>54</b>	502-0020-01,	<b>34</b>	503-2096,	<b>41</b>
323-1765,	<b>50</b>	403-4284-04,	<b>23</b>	502-0028,	<b>34 , 45</b>	504-0062,	<b>43</b>
323-1767,	<b>73</b>	405-1872,	<b>57 , 59</b>	502-0029,	<b>34</b>	505-1489,	<b>34</b>
323-1791,	<b>65</b>	405-3111,	<b>60</b>	502-0029-06,	<b>49</b>	505-1490,	<b>34</b>
323-1792,	<b>65</b>	405-4714,	<b>58</b>	502-0041,	<b>34</b>	508-0016,	<b>53</b>
323-1798,	<b>65</b>	405-5967-01,	<b>56 , 57</b>	502-0054,	<b>36</b>	508-0017,	<b>53</b>
323-1799,	<b>65</b>	405-5977,	<b>56</b>	502-0055,	<b>34</b>	508-0021,	<b>57 , 58</b>
323-1801,	<b>65</b>	405-5977-01,	<b>59</b>	502-0057,	<b>45</b>	508-0115,	<b>57</b>
332-2370,	<b>63</b>	405-6043-03,	<b>56 , 59</b>	502-0065,	<b>34 , 45</b>	508-0183,	<b>61</b>
337-2785,	<b>51</b>	405-6048,	<b>56</b>	502-0153,	<b>36 , 37</b>	508-0210,	<b>41 , 57 , 58 , 59 , 60</b>
337-2795,	<b>63</b>	405-6048-S0,	<b>60</b>	502-0161,	<b>43</b>	508-0278,	<b>63</b>
337-3031,	<b>53</b>	405-6056,	<b>58</b>	502-0820,	<b>49</b>	508-0328,	<b>53</b>
337-3034-02,	<b>53</b>	405-6057,	<b>57</b>	502-0915,	<b>43</b>	508-0334,	<b>53</b>
338-3098,	<b>73</b>	405-6058,	<b>58</b>	502-1123,	<b>45</b>	508-1011,	<b>57 , 59</b>
338-3167,	<b>73</b>	405-6059,	<b>59</b>	502-1180,	<b>45</b>	508-1095,	<b>56 , 65</b>
338-3168,	<b>73</b>	405-6060,	<b>59</b>	502-1244,	<b>45</b>	508-1102,	<b>43</b>
338-3169-01,	<b>73</b>	405-6078-01,	<b>56 , 59</b>	502-1245,	<b>34</b>	508-1105,	<b>65</b>
338-3169-02,	<b>73</b>	405-6082-01,	<b>56</b>	502-1309,	<b>45</b>	508-1125,	<b>60</b>
338-3169-03,	<b>73</b>	405-6083,	<b>59</b>	502-1354,	<b>41</b>	508-1126,	<b>60</b>
338-3597,	<b>70</b>	405-6084,	<b>59</b>	503-0976,	<b>28</b>	509-0094,	<b>61 , 75</b>
338-3598,	<b>68</b>	405-6085,	<b>56</b>	503-0977,	<b>43</b>	509-0351,	<b>41</b>
338-3599,	<b>69</b>	405-6086,	<b>56</b>	503-1136,	<b>41</b>	510-0112,	<b>61</b>
338-3619,	<b>66</b>	405-6095-03,	<b>60</b>	503-1137,	<b>41 , 49</b>	510-0163,	<b>17</b>
338-3625,	<b>71</b>	405-6096-03,	<b>56 , 60</b>	503-1138,	<b>47</b>	517-0131,	<b>60</b>
338-3643,	<b>73</b>	405-6104,	<b>57</b>	503-1139,	<b>35</b>	517-0136,	<b>60</b>
338-3692,	<b>65</b>	405-6136,	<b>56</b>	503-1141,	<b>47</b>	517-0138,	<b>60</b>
338-3695,	<b>73</b>	405-6139,	<b>56 , 60</b>	503-1142,	<b>35 , 49</b>	517-0138-07,	<b>60</b>
338-3696,	<b>73</b>	405-6142,	<b>56 , 60</b>	503-1320,	<b>49</b>	518-0515,	<b>34</b>
338-3697,	<b>73</b>	405-6145-01,	<b>56 , 57</b>	503-1353,	<b>49</b>	518-0548-05,	<b>41</b>
338-3711,	<b>49 , 50</b>	405-6148-02,	<b>56</b>	503-1527,	<b>49</b>	520-1004-02,	<b>61</b>
338-3730,	<b>73</b>	405-6150,	<b>57</b>	503-1692,	<b>44</b>	526-0003,	<b>57 , 59</b>
352-0194,	<b>65</b>	405-6220-01,	<b>56</b>	503-1950,	<b>47</b>	526-0030,	<b>54</b>
352-0195,	<b>65</b>	405-6297,	<b>56</b>	503-1963-04,	<b>49</b>	526-0049,	<b>53 , 65 , 66 , 70 , 71</b>
352-0196,	<b>65</b>	406-0528-01,	<b>57</b>	503-1963-05,	<b>49</b>	526-0052,	<b>63</b>
352-0197,	<b>65</b>	406-0528-02,	<b>58</b>	503-2046,	<b>49</b>	526-0325,	<b>54</b>
352-0198,	<b>65</b>	416-1021-03,	<b>65</b>	503-2047,	<b>41</b>	526-0399-05,	<b>65</b>
353-0053,	<b>65</b>	501-0578,	<b>36</b>	503-2071,	<b>47</b>	526-0399-11,	<b>61</b>
357-0030,	<b>65</b>	501-0624,	<b>45</b>	503-2086,	<b>41</b>	526-0399-42,	<b>61</b>
402-0681,	<b>67</b>	501-0672-01,	<b>34</b>	503-2087,	<b>28</b>	526-0399-58,	<b>53</b>
402-0728-02,	<b>54</b>	501-0672-02,	<b>34</b>	503-2088,	<b>41</b>		
403-4168-04,	<b>54</b>	502-0003,	<b>34</b>	503-2089-01,	<b>41</b>		

## Numerical Index

<u>Part No.</u>	<u>Page</u>	<u>Part No.</u>	<u>Page</u>	<u>Part No.</u>	<u>Page</u>	<u>Part No.</u>	<u>Page</u>
526-0399-60,	<b>23 , 45 , 53</b>	821-0008,	<b>63</b>				
526-0399-62,	<b>54</b>	821-6001-02,	<b>60 , 63 , 65 , 66</b>				
526-0409,	<b>66 , 70 , 71</b>	821-6002-02,	<b>34 , 38 , 41 , 47 , 55 , 56 , 67</b>				
526-2100,	<b>36</b>	821-6003-01,	<b>47 , 54</b>				
541-0876-01,	<b>43</b>	850-0030,	<b>66 , 70 , 71</b>				
718-1038,	<b>36</b>	850-0038,	<b>66</b>				
718-1055,	<b>36</b>	850-0114-07,	<b>54</b>				
800-0309-10,	<b>65</b>	850-0114-51,	<b>65</b>				
800-0317,	<b>41</b>	850-0114-53,	<b>41 , 53 , 55 , 60</b>				
800-0573,	<b>54</b>	850-0114-54,	<b>34 , 41 , 49</b>				
800-2054,	<b>61</b>						
800-3017-02,	<b>55 , 60</b>	850-0114-55,	<b>34</b>				
800-3017-04,	<b>51</b>	850-2008,	<b>36</b>				
800-3017-17,	<b>45</b>	853-0008,	<b>66 , 71</b>				
800-3017-18,	<b>23 , 63</b>	853-0013,	<b>61</b>				
800-3017-19,	<b>34 , 41</b>	853-0016,	<b>53 , 63</b>				
800-3017-21,	<b>49</b>	853-2010,	<b>51 , 53</b>				
800-3017-22,	<b>41</b>	856-0003,	<b>38 , 65</b>				
800-3030,	<b>34 , 51 , 53 , 54</b>	856-0006,	<b>51 , 63</b>				
		856-0008,	<b>67</b>				
808-0023,	<b>71</b>	856-0012,	<b>36</b>				
810-0155,	<b>63</b>	860-0007,	<b>58</b>				
811-0105,	<b>53</b>	862-0026-07,	<b>54</b>				
813-0100,	<b>38</b>	862-0026-30,	<b>53</b>				
813-0112,	<b>38</b>	862-0026-54,	<b>34 , 41 , 51 , 53 , 60</b>				
815-0181,	<b>56 , 61</b>	862-0026-55,	<b>34 , 41</b>				
815-0194,	<b>13</b>	862-0041,	<b>61</b>				
815-0203,	<b>65</b>	870-0110,	<b>59</b>				
815-0236,	<b>67</b>	870-0131,	<b>38 , 65</b>				
815-0550-01,	<b>63</b>	870-0131-01,	<b>53 , 61</b>				
815-0765,	<b>56</b>	870-0257,	<b>67</b>				
815-0862,	<b>49 , 65 , 67</b>	870-0398,	<b>65</b>				
815-0910,	<b>68 , 69 , 70</b>	870-0400,	<b>60</b>				
815-0916,	<b>49</b>	871-0010,	<b>53 , 65 , 66 , 70 , 71</b>				
815-0917-04,	<b>61</b>	871-0016,	<b>63</b>				
815-0918,	<b>58</b>	871-0025,	<b>53</b>				
815-0920,	<b>53</b>						
815-0935,	<b>61</b>						
818-0150,	<b>57 , 59</b>						
818-0194,	<b>57 , 58</b>						



[www.cummins.com](http://www.cummins.com)

Copyright © 2015 Cummins Power Generation Inc. All rights reserved.  
Cummins, Onan, the "C" logo, and "Performance you rely on." are  
trademarks of Cummins Inc. Other company, product, or service names  
may be trademarks or service marks of others. Specifications are subject to  
change without notice.

