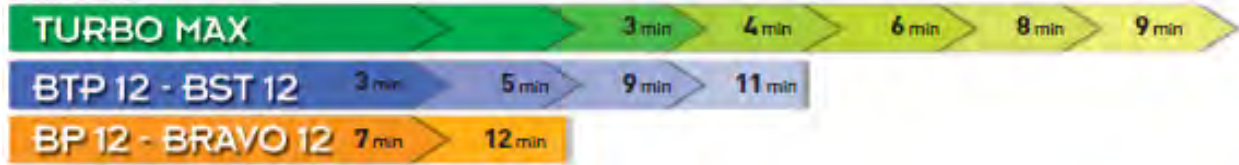


Bravo Electric Pumps

Pump selection guide:

Boat length:	2.6m	3.5m	4.8m	5.2m	5.8m	7.3m	9.5m
	8.5ft	11.5 ft	15.5ft	17ft	19ft	24ft	30ft



BRAVO TURBO MAX 12 VOLT part no 6130022 45-60 Amp consumption
BRAVO TURBO MAX 24 VOLT part no 6130023 23-30 Amp consumption
 3.6 PSI max pressure



This new 12 Volt inflator can inflate large inflatable boats in a short period of time

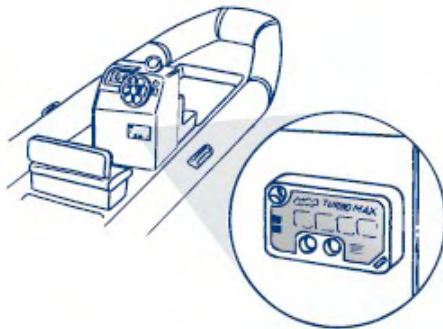
Can inflate a 22 ft boat in 7 minutes

1000 L/min capacity
 Pressure can be regulated from 2.5PSI to 3.6 PSI with Automatic shutoff
 Inflates or deflates at high volume
 Equipped with two large motors
 High performance 10ft power cable
 Large diameter air hose 10ft length
 Includes safety fuse



31x18x19 cm
3.5 Kg

BRAVO TURBO MAX KIT VERSION FOR CONSOLE MOUNTING
 12 VOLT part no 6130021 24 VOLT part no 6130036 3.6 PSI max pressure



- In the KIT for permanent installation, the screws, brackets and inflation connectors are supplied
- The bag is not supplied. The power cable is 0.5m long and has a 100Amp connector
- The tube is supplied as an option, 25m reel is **part no 3721015**



New series 12 Volt Inflators

- Auto stop at selected pressure
- Maximum pressure 14.5 PSI
- Inflate or deflate
- Complete with connectors for dinghy and kites
- Comes with shoulder bag,
- 1.7m hose & 3 m power cord with battery clips




BP12 - Part no 6130037

1 stage inflator
150 L/min flow

BTP12 - 2 stage inflators with analog dial or digital gauge
450L/min on Turbine stage 150 L/min on Piston stage
20Amp maximum consumption



BTP12A-Analog Part no 6130038



BTP12D—Digital Part no 6130039

BK Battery Kit - 8Amps, 20 min of operation
Part no 6130042 Pb 500 cycles
Part no 6130041 Ni/Mh 1500 cycles
Plug in connection to BP12 & BTP12 pumps
Fits inside carry bag



BRAVO 12Volt Electric Inflators

BRAVO 12



CE

Automatic boat inflator.

FAST: About 150 l/min.

POWERFUL: Maximum pressure 300 mbar (4.4 psi).

ADJUSTABLE: Pressure selectable between 150 to 300 mbar (2.2 psi & 4.4 psi).

SAFETY: Automatic stop at selected pressure.

- Complete with universal adaptor
- **Can inflate and deflate**
- Dimensions: 23x13x13 cm
- Weight: 1.1 kg

Ideal for boats up to 3.5m 11.5ft

For bigger boats we suggest models BP BTP
BST or Turbo Max type

12 Volt Part no 6130001 4.4 PSI max pressure



12Volt with battery clips, 3M cable length
Auto stop when selected pressure is reached
Two stage pump:
450 L/ min in turbine pump mode
150L/min in piston pump mode
Inflate or deflate. 3M cable
4.4 PSI Maximum, 1.9 KG weight

BRAVO SUPERTURBO
BST12 12Volt Part no 6130031



BRAVO SUPERTURBO BST 12 BATT
Part no 6130218 4.4 PSI max Pressure
- 7 ah battery allows 15 min operation when fully
charged C/W cigarette lighter charger

Optional 120 volt charger
Part no 6130010

BRAVO 12Volt Electric Inflators

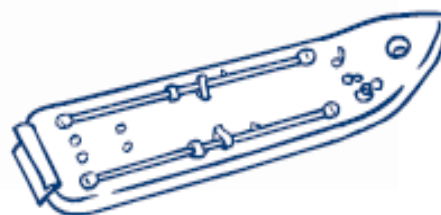
BRAVO SUPERTURBO BST12-HP

12 Volt with battery clips
part no 6130033
11.7 PSI max pressure

Auto stop when selected
pressure is reached
Two stage pump
450 L/ min in turbine pump mode
150L/min in piston pump mode



Suitable for boats with inflatable bottom



7 Ah battery allows 15 min
operation when fully charged
C/W 12V charger with Car
charger plug
Dimensions 18 x 18 x 28cm
Weight: 4.8kgs

BRAVO SUPERTURBO BST 12 HP BATT
Part no 6130219
11.7 PSI max pressure



Optional 120 volt charger
part no 6130010

BRAVO 12Volt Electric Inflators



16,5x24x13 cm

BRAVO MB50/12C
part no 6130004
0.6 PSI max pressure



MB 50 A

12Volt electric inflator and deflator
 Includes fittings shown
 400L / min capacity



16,5x24x13 cm

BRAVO MB80/12C
Part no 6130008
1.2 PSI max pressure



MB 80 A

12 Volt electric inflator and deflator
 Includes fittings shown
 700 L/min capacity

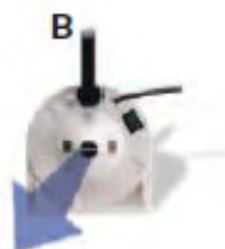
BRAVO 120/500
part no 6130035
2.7 PSI max pressure
 Inflate or deflate
 800 L/min capacity
 750 W consumption



16,5x24x13 cm

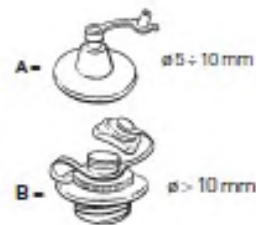


50 % Airflow
Motor Cooling



100%
Airflow

Suitable for



BRAVO 120 Volt Electric Inflators



BRAVO OV6 120V
part no 6130255
2.5 PSI max pressure

120 Volt
 600 Watt power
 1600 L/min capacity
 1.30 Kg weight
 150 x 160 x 170mm dim



16.5x24x13 cm



BRAVO OV10 120V
part no 6130265
3.6 PSI max

120 Volt
 1000 Watt power
 1700 L/min capacity
 1.70 Kg weight
 150 x 160 x 170mm dim



16,5x24x13 cm

BRAVO 1000



- *Dimensioni/Dimensions:*
 Ø 16,5 x h 27 cm
- *Peso/Weight:* 3 kg
- *Cavo/Cord:* 3 m

Professional electric inflator
 Inflate or deflate
 120 Volt
 1100 Watt
 1500 L/min capacity
 3.0 kg weight
 16.5 x 27cm dim



Use to deflate

BRAVO 120/1000 Part no 6130205
3.3 PSI max pressure

BRAVO 120 Volt Electric Inflators

Bravo 120/2000
Part no 6130320
7.3 PSI max pressure

Bravo 2000 consists of a main motor and a supplementary (booster) motor which increases the capacity and pressure. Press the orange button to run just the main motor, you can then press the red button to switch on the booster to obtain maximum performance. Both motors are protected by thermal breakers.

Dim 32 x 17 h x 26cm
 Weight 4.1 Kg 3m cord



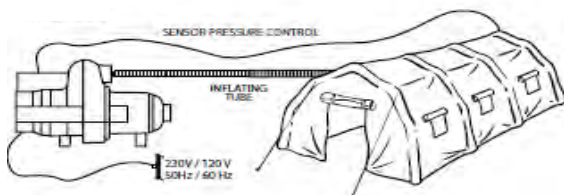
Mainmotor:	1800 L/min	3.3 PSI	1000 Watt
Boostermotor	2500 L/min	7.3 PSI	2000 Watt

ARS - AUTOMATIC REFILLING SYSTEM

This is a fully automatic inflating/deflating system that automatically maintains the pressure of large inflatable structures within set limit range of 0.7 psi to 7.4 psi



Automatic refilling kit
Part no 6130209
0.7 PSI to 7.4 PSI.



BRAVO OARS

RSP-W SERIES
32mm shaft dia
1 mm wall thickness



GREY COLOUR

RSP-130W 130cm
part no **6301713**

RSP-140W 140cm
part no **6301715**

RSP-150W 150cm
part no **6301717**

RSP-160W 160cm
part no **6301719**

AP SERIES
35mm shaft dia
1 mm wall thickness



GREY COLOUR

AP-160 160cm
part no **6301101**

AP-180 180cm
part no **6301201**

AP-200 200cm
part no **6301301**

RSP-Z SERIES
35mm shaft dia
1 mm wall thickness



GREY COLOUR

RSP-130Z 130 cm
part no **6301462**

RSP-140Z 140 cm
part no **6301471**

RSP-150Z 150 cm
part no **6301481**

RSP-160Z 160 cm
part no **6301491**

RSP-ZK SERIES
35mm shaft dia
1 mm wall thickness



GREY COLOUR

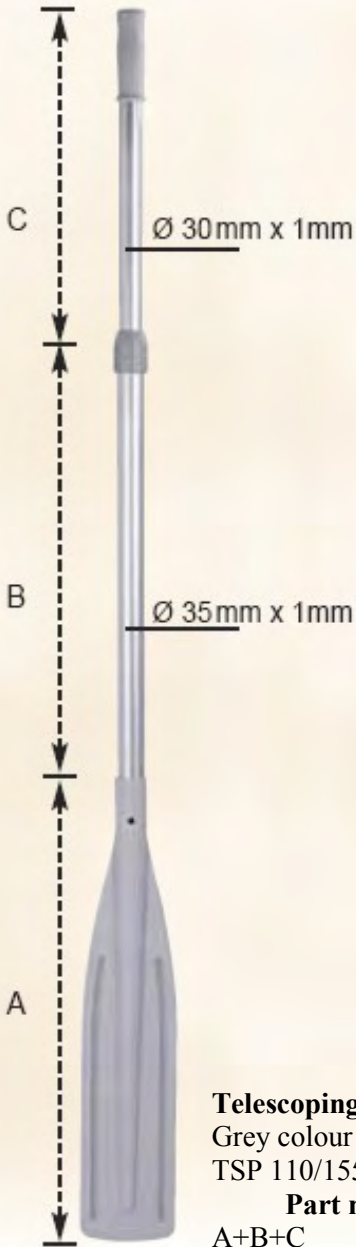
RSP-150ZK 150 cm
part no **6301483**

RSP-160ZK 160 cm
part no **6301493**

RSP-ZK series
have nylon collar
trim with 10mm
hole to suit row-
locks with 3/8" pin



BRAVO TELESCOPIC OAR & PRESSURE GAUGES



Telescoping alum oar
 Grey colour
 TSP 110/155
Part no 6293101
 A+B+C = 158cm
 A+B = 118cm
 Disassembled = 64cm



Pressure to 14.5 psi
 9V Battery
 Waterproof IP65

Digital Pressure Gauge SP150
 Part no R551088

Replacement Gauge only SP98

Part no R201099 8.0 psi
 Part no R201098 14.5 psi



Pressure Gauge SP90
 Fits upright pumps
Part no R551093 14.7 psi
 SP 90B Bravo 4 RED
Part no R551098 14.7 psi
 SP 90S Bravo 4 ALU
Part no R551097 21 psi
 SP90SUP Bravo SUP

Pressure Gauge SP119

Fits HR, Bravo 2001,
 2004, 2005 valves
Part no R151092 8.0 psi
Part no R151090 14.7 psi



Monitor pressure while inflating



Check pressure anytime



Universal pressure gauge with adapters SP125

Part no R551094 8.0 psi
Part no R551091 14.7 psi

BRAVO OARLOCKS AND OARLOCK BASES



Model 146-180 Oarlock base
10mm pin Grey PVC suits RSP-ZK oars
Part no A051461



Model 142-180 Oarlock base
Grey PVC suits BH oarlock
Part no A051520



Model 117 Fixed oarlock base
Dim 150 x 220 x 30mm H
Black or Grey, PVC or MPR
Black PVC **Part noA051117**
Grey PVC **Part no A059117**



Model 620 Nylon Oarlock
suits 117 oarlock base
Part no A351620



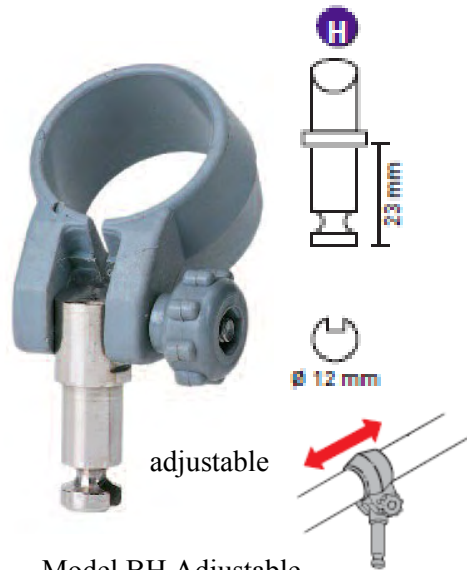
Model 120F Oarlock base
Grey PVC suits BH oarlock
Part no A059133



Aluminum ladder
SG A2 anodized 2 step
Part no 6352000



Model 535 cleat
Grey PVC
Part no A401536



Model BH Adjustable
oarlock for 35mm dia oar
Black **Part no S241146**
Grey **Part no S241176**

BRAVO ADAPTERS AND REPLACEMENT PARTS



SP 118 (art 718) Hose to valve adapter with barb suits Bravo 2001, 2004, HR + other valves **Part no S241097**



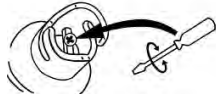
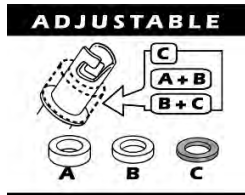
SP46 Pump fitting
Bravo 1&2, 7&8, 9&10
Part no R151046



SP 47 Adapter set
Suits manual pumps
Part no R151047



SP 712 Adapter set
Suits electric pumps
Part no R151048



SP 138 (art 718/ADJ) Universal hose to valve adapter fitting suits Bravo 2001, 2004, 2005, HR + more valves **Part no S241202**



Hose & Fitting kit

- SP 14 Suits Bravo 1-10 Footpump **Part no R151014**
- SP 212S suits Bravo 4 Alu Screw **Part no R151017**
- SP 212B suits Bravo 4 Alu RED **Part no R151020**
- SP 13 Suits Bravo 6,12 **Part no R151013**
- SP 213 suits Bravo BST12 & BST12HP **Part no R151018**



Bravo SP 43 Boston valve
Part no R201043

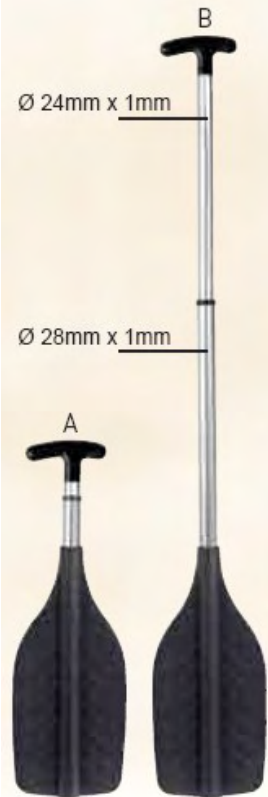


Bravo SP 75 Nylon support with NBR plug
Black **Part no R601075**
Grey art 311 **Part no A401312**

Bravo SP103 NBR plug only
Black NBR **Part no R601076**



SP 20 Closing clip suits
BRAVO 7-10 footpump
Part no R201020



Telescoping paddle
TSP 50/120
Part no 6293103 Black
Part no 6293104 Grey
A = 50cm
B = 120cm

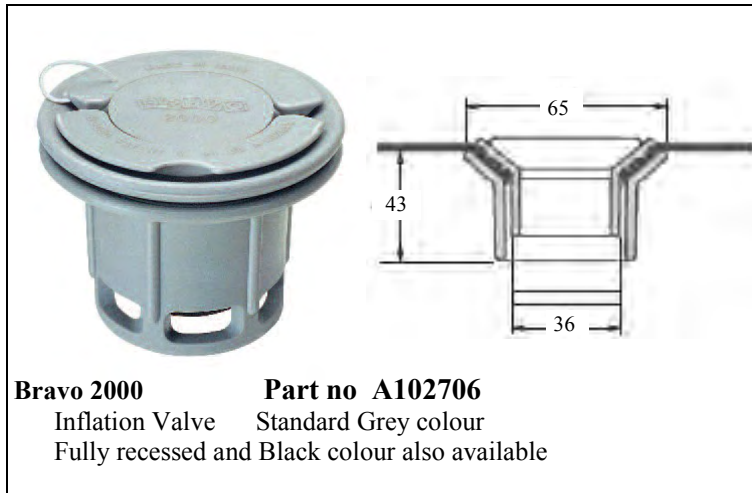
BRAVO VALVES AND ACCESSORIES



SP 136 Model 721 Key for valve HR,
Bravo 2000, 2001, 2004, 2005
Part no R601141



Rul 3 Haulage roller 200KG capacity
Red PVC K80 46" long x 9.4" dia
Part no 8703102



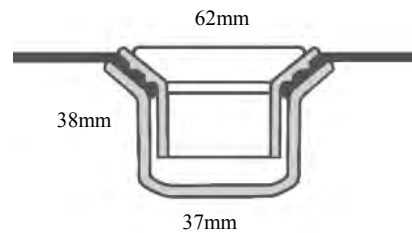
Bravo 2000 **Part no A102706**
Inflation Valve Standard Grey colour
Fully recessed and Black colour also available



Rul 2 Haulage roller 450KG capacity
47.25" x 9.8" dia **Part no 8703101**



Art 2005 Standard with 3 prong cap
Black colour **Part no A102800**
Grey colour **Part no A102801**



Bravo 2005 & 2005/A Inflation Valve
Suitable for Tubes and Inflatable Floor
Very high sealing capacity with special silicon gasket
Very compact & has ergonomic cap
Push-Push principle opening
Grey or Black Colour
Two prong or three prong cap



Art 2005/A Standard with 2 prong cap
Black colour **Part no A102815**
Grey colour **Part no A102816**

