



CATALOGUE
english



idea



idea



IDEA. AS MANY SOLUTIONS AS THERE ARE IDEAS.

From the meticulous design of the Classica plate to the rounded contours of the Rondò plate. From the timeless appeal of anthracite grey buttons to the modest sobriety of white buttons. 26 colours and four different materials: solid wood; metal; technopolymer, glossy and silky. With Idea the installation solutions are numerous, and freedom of choice is maximised. Now even your electrical system can be matched to your home decor style.

> **Idea Classica.**

The meticulous design of the Classica cover plate with anthracite grey buttons.




> **Idea Rondò.**

The soft design of the Rondò cover plate with white buttons.



MATERIALS & COLOURS.

The elegance of metal, the warmth of wood, the modernity of technopolymer and the delicacy of silk: every interior has its own look, enhanced and emphasised by Idea. Above all through its materials, which give the lighting point the right weight and the most appropriate overtones. And with its colours, 26 variants to choose from: from classical black and white to natural maple and cherry woods, from polished gold in die-cast metal to delicate Idea white with Silk finish, the assortment is endless.



> Metal.

Die-cast metal.

An elegant yet also particularly durable material, which enhances the design of the Classica and Rondò cover plate with metallic, brushed and, as in the case of gold, polished or matt finishes.



> Wood.

Natural wood.


A natural material which gives interiors a peerless warmth. For Idea, it comes in the five varieties of maple, walnuts, wengé, cherry and teak.



> Technopolymer.

Technopolymer.

A simple, strong material, associated with elegant yet sober neutral colours. From black to white, by way of graphite grey.



> Silk.

Silk.

A delicate touch for this material, available in a variety of colours which underline its special qualities.

MATERIALS.

A wide selection, of materials first and foremost: wood, metal, silk, technopolymer, all available in various colours. Plates with warm and classic colours, with sophisticated hues and bright shades to match with anthracite grey or white buttons. With the greatest freedom of design choice.

DIE-CAST METAL - CLASSICA



01 White

10 Ivory

11 Black



21 Metallized silver

22 Metallized bronze

23 Metallized anthracite



24 Metallized titanium

31 Black chrome

32 Polished gold



33 Matt gold

34 Brushed nickel

36 Chrome



37 Antique brass

46 Slate grey

DIE-CAST METAL - RONDÒ



01 White

10 Ivory

11 Black



21 Metallized silver

22 Metallized bronze

23 Metallized anthracite



31 Black chrome

32 Polished gold

33 Matt gold



34 Brushed nickel

36 Chrome

37 Antique brass



46 Slate grey

NATURAL WOOD - CLASSICA



51 Maple



55 Walnut



56 Wengé

NATURAL WOOD - RONDÒ



53 Cherry



55 Walnut



57 Teak

TECHNOPOLYMER - CLASSICA



01 Bright white



04 Idea white



15 Graphite grey



16 Black

TECHNOPOLYMER - RONDÒ



01 Bright white



04 Idea white



15 Graphite grey



16 Black

SILK - CLASSICA



04 Idea white



15 Graphite



16 Black

SILK - RONDÒ



04 Idea white



15 Graphite



16 Black

CONTROLS.

Idea responds to any installation and stylistic demand with a large selection of control types: rocker, home automation and infrared. All with the technological precision Vimar guarantees. Available in grey or white, Idea controls provide the greatest freedom of combination with the cover plates and fit perfectly into any home design style.

Two colour variants and three modular designs.

The elegance of coal grey and the purity of white. 1, 2 and 3 module controls and vast potential for customisation with laser engraved symbols. Idea responds to any installation and stylistic demand.



Grey buttons

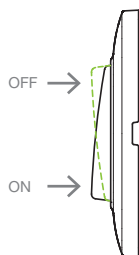
White buttons

> Traditional controls.

For any energy control requirement, Idea offers controls that meet any installation and functional need with technological accuracy.


Rocker controls with precise, noiseless mechanisms ensuring perfect operation over time, and ergonomic buttons that aid and simplify control.





Rocker controls.

The spring geometry of the moving contact of the mechanism performs a natural cushioning function, reducing its electrical recoils and wear, also thanks to a large increase in the quantity of silver of the contacts.



Control devices.

A rocker control device may be a 1-way or 2-way switch, a reversing switch or a push-button, and its operating button may be neutral or customised with the symbol of its function. The device may consist of **1, 2 or 3 modules** depending on the lighting point to be created.



LED backlighting.

Efficient, energy-saving LED backlighting, available in different colours, makes controls visible even in the dark, while the symbols, either laser-engraved or customised, always clearly indicate the various functions.



The hi-tech, fluid green light used, typical of Idea controls and available as the standard backlighting colour, is a perfect match with the displays of the electronic devices.

CONTROL AND MONITORING DEVICES.

> Electronic and home automation controls.

As well as conventional electromechanical controls, Idea offers devices incorporating state-of-the-art technologies, such as home automation controls, able to integrate in a home or building automation system to regulate lights and roller shutters, control electric loads or manage scenarios and events.



By-me home automation controls.

Lights, climate control and automations switched on by a single control, also in custom scenarios. To enjoy your home with the greatest comfort.



KNX home automation controls.

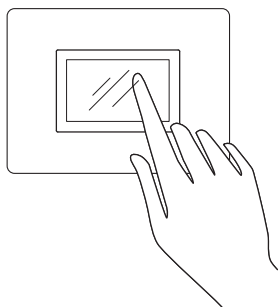
With two independent push-buttons, they allow the local management of scenarios, lighting and automations. For unrivalled convenience at all times.



Infra-red controls.

To practically manage lighting and shutters with the special remote control.





Touch screen controls.

Just a touch and the whole house is at your command. These elegant flush mounted devices are able to control the whole building or a single room, and have a user-friendly graphic interface.



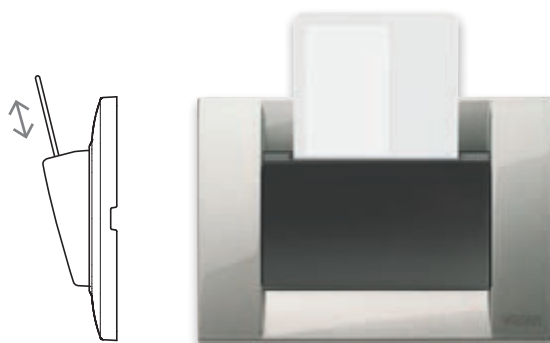
> Special controls.

A series of controls with specific, particular functions to cover all needs, in both homes and hotels.



Special controls.

A series of controls with particular functions to meet specific needs and demands.



Electronic reader.

Transponder card reader for installation inside rooms in hotel applications.

POWER AND DATA DISTRIBUTION DEVICES.

Vimar has a long history of ensuring safety where people and electricity live side by side. With meticulous attention to details, in accordance with high quality, safety and durability standards. The result is a large, versatile range of socket outlets for all installation needs, including power, multimedia and signal types.

> Power socket outlets.

All power socket outlets feature the SICURY safety shutter (Vimar patent), which prevents accidental contact with live parts. As well as ordinary socket outlets, available to the Italian standard and those of the main export markets, the range is completed by interlocked sockets for overload protection and USB ports for the swift charging of even large smartphones, mp3 players or tablets.



Socket outlets with Sicury protective shutter.

Italian Bprese, universal socket outlets and coloured socket outlets for visual identification of specific lines, all with SICURY protective shutter, to power household appliances or electrical devices in residential and service sector contexts.



Interlocked socket.

Cuts off the power supply in the event of an overvoltage, to keep people safe.



USB ports.

For swift charging of the electronic devices in ever-wider use, such as smartphones, tables, MP3 players and GPS navigators.



Foreign standard socket outlets.

Idea offers a wide range of power outlet sockets to different foreign standards, to respond to the international market's most widely varying needs.

> Signal and multimedia socket outlets.

Idea enables the connection of electronic devices and the transmission of digital signals using computer and telephone socket outlets, USB data ports, and RCA and TV-RD-SAT sockets; they all guarantee fast, safe connections to a high quality standard.



TV-RD-SAT sockets.

A single device with sockets for connecting a TV, a radio and a satellite decoder.



Multimedia sockets.

RCA and HDMI for connecting home entertainment devices and USB for data networks.



Data ports.

Cat. 5e and 6 connections for different types of UTP and FTP wiring, for copper networks thanks to the vast range of **Netsafe** sockets.



Telephone socket outlets.

Versatile, easily installed, very high performance solutions thanks to the wide range of **Netsafe** sockets.

SAFETY AND ENERGY SAVING DEVICES

The Idea range of products contains devices able to guarantee personal safety, prevent damage to home appliances and maintain the integrity of the rooms in your home. These properties are integrated with a range of innovative functions that allow you to optimise energy consumption while guaranteeing well-being and comfort.

> Safety devices

High efficiency light sources optimised for different contexts of use. Automatic modular lights, step markers, warning lights and removable emergency torches that light up in the event of a blackout. Every device uses latest-generation LED specular transparent diffusers. Detectors that signal and cut off gas leaks. By-alarm intrusion detection alarm system that signals any break-in attempt. KNX standard transponder readers for access control in the various parts of the building.



Emergency lamp and gas detector.

The emergency lamp comes on in the event of a blackout to guide you safely in the dark. With a technology hyper-sensitive to gas leaks, the detector reports them, blocks them and describes the fault.



By-alarm intrusion detection alarm system.

Stand-alone and expandable with a vast range of devices, the By-alarm intrusion detection alarm system combines outstanding performance with great installation flexibility. It can control up to 64 zones, is easily installed with linear or radio frequency connections and can be remote controlled via GSM using a smartphone with the free By-phone App, or on a land-line network via a PSTN call. It can also be integrated with the By-me home automation system.



Access control

The KNX standard transponder reader allows access to bedrooms, to specific areas or rooms of the building only to authorised persons.

> Devices for energy saving

Top comfort and energy savings: this is possible, with Idea. Universal dimmers regulate the intensity of LED and low consumption (CFL) lights to create the perfect atmosphere. Timer-thermostats and timer-switches are used to automatically or manually set the ideal temperature and other functions, to avoid waste.



Universal dimmers.

Used to adjust the brightness of LED and low consumption (CFL) lights.



Temperature control.

Touch screen thermostats and timer-thermostats for optimal climate control, with green backlighting coordinated with the controls.



Motion sensors.

Detectors with infra-red sensors to switch on a light when someone passes through a room.

STAND ALONE SOLUTIONS.

Simple solutions to provide a tangible and rapid response to specific requirements of comfort, energy efficiency and safety. With state-of-the-art functions for conventional electrical systems.

> How can I manage energy use and climate control?

Touch screen timer-thermostats programmable via App, push-button centralised control functions, energy monitoring and outdoor temperature display. Range of temperature and humidity probes for integration in third-party heating systems.



Touch screen timer-thermostat.

System completion devices.



> Power meter.



> Linear temperature sensor.

> What's the easy way to centralise lights and roller shutters?

Thanks to preconfigured devices which do not need any specific programming and can create or transform a conventional system into a small centralised system specifically to control lights and roller shutters; ideal for residential or small service contexts, they can be integrated into the more advanced By-me home automation system to allow basic functions to be extended through programming.




Switch.


System completion devices.



> Module with 9 inputs and 8 pre-programmed outputs. for roller shutters and lights.



> Module with 3 programmable digital inputs for roller shutters and lights



> Module with 2 programmable digital inputs for roller shutters.



> Module with 2 programmable digital inputs for lights.

> How can I create a data network?

With the **Netsafe** structured wiring system, which offers versatile, simple to install and high performance solutions, allowing a very wide range of action.

Data ports for copper connections.



System completion devices.



> Copper cables.



> Patch panels.

> How can I manage admittance requests?

By means of ringing and reply privacy control units, allowing the control of access to restricted environments, such as offices or health care facilities.

Electronic ringing unit.



System component devices.



> Electronic ringing unit.




> Electronic reply unit.

> How can I control accesses?

With elegant devices that provide access to various rooms only for authorised persons, thereby guaranteeing absolute security throughout the building.

Electronic badge switch.



System completion devices.



> Smart card reader/programmer.

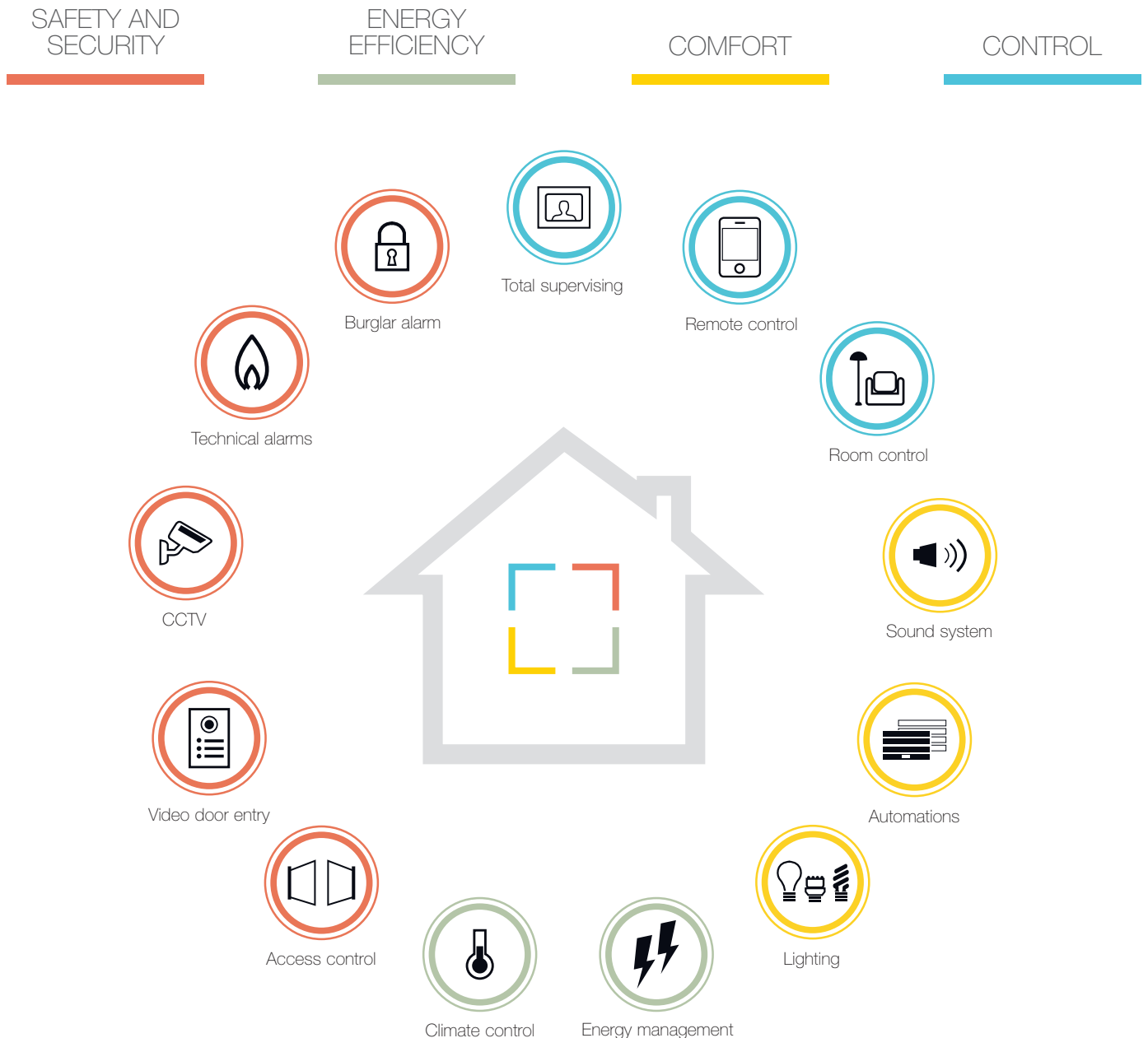


> Transponder card reader.

HOME AUTOMATION: ENERGY EFFICIENCY, SAFETY AND COMFORT WORK TOGETHER.

Inside a home automation building the various functions dialogue with each other comprehensively and continually, facilitating large as well as small daily actions and ensuring greater energy efficiency, safety, comfort and control.

Many solutions and all controlled from a single point. Centralized supervision to optimize energy consumption, check who is at your door, regulate the climate and lighting, move the roller shutters, activate or deactivate the burglar alarm system, view the filming of the video surveillance cameras. Because we want you to experience your home in the best way possible.





ENERGY EFFICIENCY

Monitor and view the energy consumed by single loads, efficiently control the temperature for greater energy awareness.



SAFETY AND SECURITY

A simple and effective alarm system, devices for detecting people entering, a wide range of devices to keep the rooms under control.



COMFORT

The desired temperature throughout the house, controlling and programming it for different rooms and home automation controls to create preset scenarios depending on your needs.



CONTROL

All the functions in the dwelling can also be controlled locally by numerous devices, to personalize the room according to the needs of the moment.

BUILDING AUTOMATION SYSTEM FOR EFFICIENCY, SAFETY AND SECURITY, COMFORT AND CONTROL OF BUILDINGS.

From lighting to access control, from monitoring consumption to dialogue with other devices in the structure, it can all be managed via Well-contact Plus. A unique system developed on the KNX standard that enables programming, coordinating and supervising all the functions in the building whether it be an office, hotel, shop or gym.





ENERGY EFFICIENCY

Integration with the systems already present in the structure allows real benefits, avoids wasting energy and improves wellness.




SAFETY AND SECURITY

Transponder reader to open the electrical lock and turn on the lights in the rooms only for authorized persons.



COMFORT

KNX controls to automate all the functions of the building from the roller shutters to the lighting.



CONTROL

Supervising and controlling a room or the entire building via stylish devices featuring intuitive icons.

CUSTOMISATION.

Idea cover plates can be customised with your logo by laser engraving, providing high-definition, indelible reproduction. The same technology can also be used to customise the controls only, reproducing any symbol on the buttons.

A vast library of pictograms is available, identifying the main functions of both conventional and home automation controls.

> Customised buttons.

To clearly identify the function associated to the control, buttons are laser screen printed with symbols chosen from our customisation library or supplied by the customer.



Laser engraved customised buttons.



KNX home automation system buttons with laser engraved customisation.



Home automation buttons with laser engraved customisation.





Corporate logo
customisation
example.

> Cover plate customisation.

Idea cover plates can be customised with your logo. This solution is recommended in particular in the service sector.



Example of
personalisation with
function symbols.



FLEXIBLE INSTALLATION.

Thanks to the many **mounting frames** available, ranging **from 1 up to a maximum of 18 modules**, and **control devices and socket outlets with 1, 2, 3 or 4 modules**, solutions can be found for all installation needs. The lighting point can be completed with the cover plate in the colour and material of your choice, with the same modular design as the mounting frame.

There are really countless installation solutions: devices can be flush mounted on masonry or plasterboard walls by means of special boxes, in airtight surface mounting enclosures for applications requiring a high degree of protection, or in table mounting boxes to have controls and sockets directly available in the workstation.

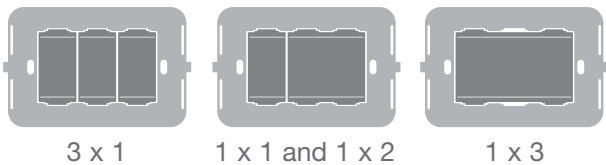
> Wide selection of modular cover plate and mounting frame designs.

Cover plates and mounting frames from 1 to 18 modules and devices from 1 to 4 modules.




> Modular devices.

Combinations with 1, 2 and 3 module devices on 3 module mounting frames.



> ISOBX flush mounting boxes.

Strong and rigid for masonry and light plasterboard walls.



> Desktop base.

Of 4, 7 or 8 modules, to provide a lighting point directly on the workstation. The slanting desktop base is designed to take 4.3 inch touch screens.

> Consumer units.

A choice of two colours and careful styling down to the tiniest detail for elegant long, narrow flush mounting solutions to fit into the tightest spaces, for both masonry and plasterboard walls. Surface mounted consumer units are also available, as well as a wide range of DIN rail accessories and mounting frames.



> ISOSET surface mounting enclosures.

Isoset enclosures with IP40 degree of protection, installable either horizontal or vertical, and with IP55 (EN 60529 CEI 70-1 standard) with door having an anti-UV membrane co-moulded in a single piece with the frame.



Isoset IP40 enclosures.

The vast range of modular designs enables these enclosures to contain and protect a wide assortment of devices, providing the highest degree of safety even in the least protected parts of buildings, such as storerooms, cellars, boiler rooms and workshops.



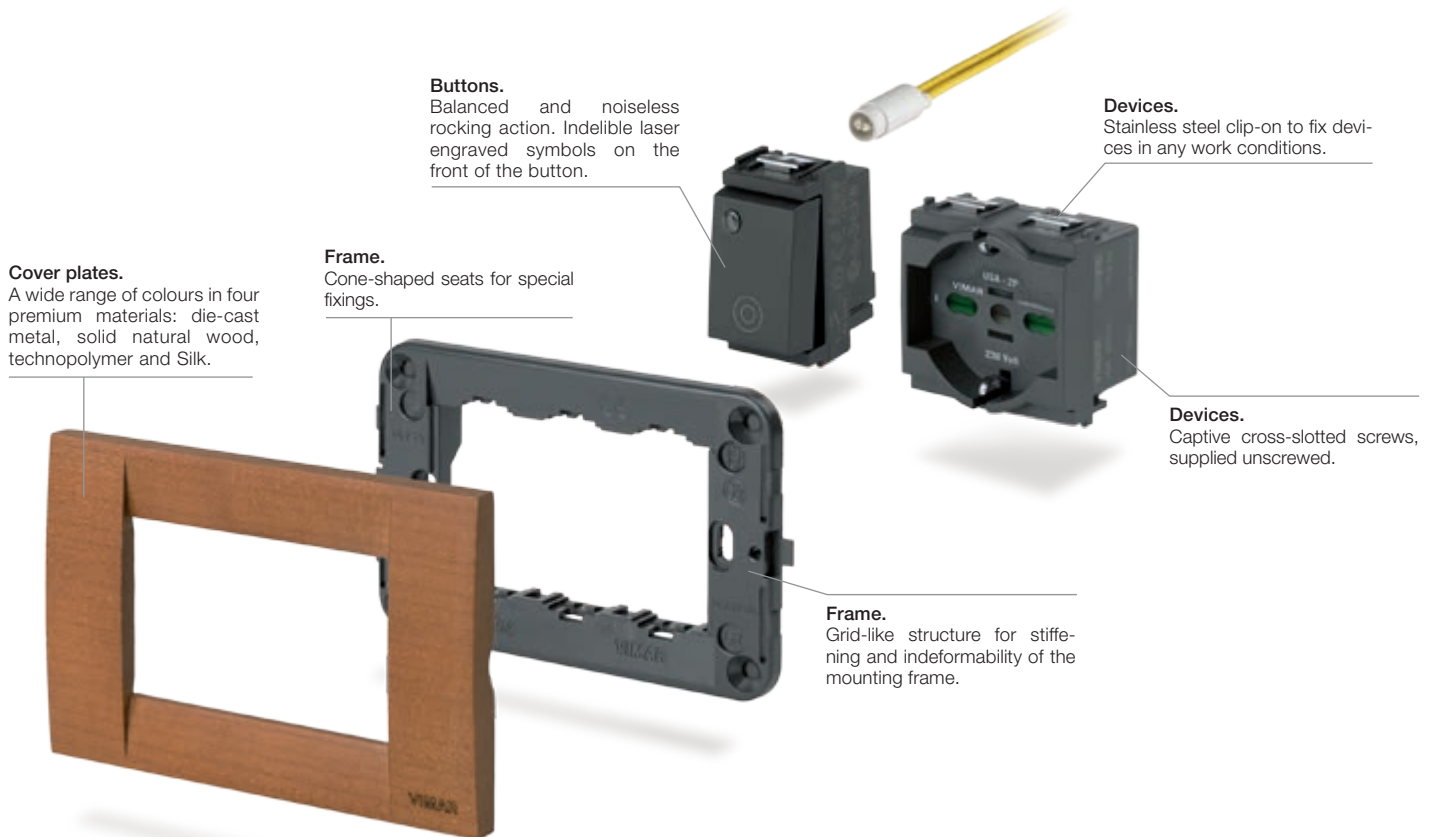
Isoset IP55 enclosures.

Boxes and covers with IP55 degree of protection. The transparent diaphragm protects the controls from direct contact with dust and water. The **cover with locking system** ensures easy, secure opening and closing. For safe use even in environments with explosion danger due to the presence of explosives or flammable fluids or powders.



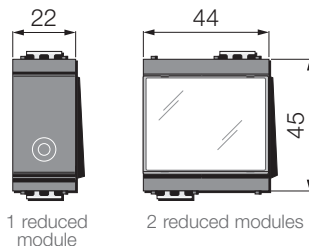
INSTALLATION.

The modular device with from 1 to 3 modules lets you install multiple devices of different modularity in a single mounting frame, up to a composition of 18 modules for cover plates size 6+6+6. The mounting frame that installs the devices is equipped with interlocking teeth that provide strong and reliable fixing for each single device and allows perfect alignment between devices such as to create an orderly and visually pleasing stylistic effect.

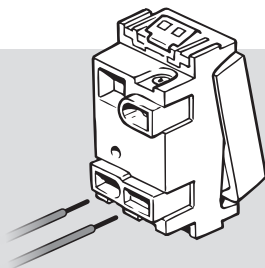
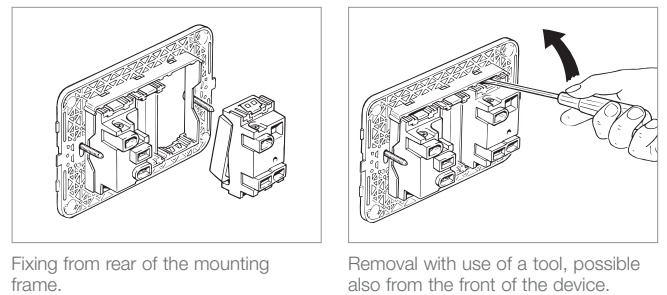


Reduced module

The most important functions are realized also with a reduced module to have 2 appliances or 1 appliance sized 2 modules in ø 60 mm or in square mounting boxes.

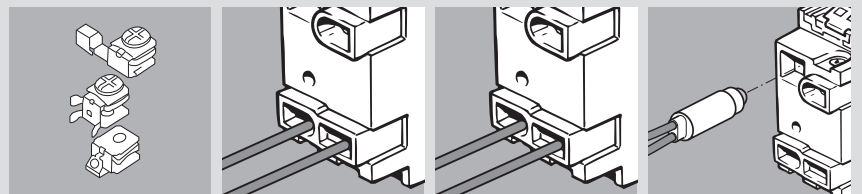


Device fixing and removing



Wiring with screw clamps.

All Idea devices use traditional wiring with screw clamps which consists of clamps with a curved metal plate that clamps the cable via a crosshead screw and is ideal for flexible or semi-rigid cables with a cross-section of from 0,5 mm² to 2,5 mm².



Screw clamps.

Composed of a curved metal plate that clamps the cable by means of a crosshead screw.

Use of cables with different cross-sections.
































Wiring with a flexible or semi-rigid cable with a cross-section of from 0,5 mm² to 2,5 mm².

Technical information.

On the back next to each terminal for functional information, on the side for sales and technical data.

Special housing for the signalling unit.

Special housing for the signalling unit, backlighting and visibility of controls even in the dark.

Composition	Box	Frame	Module	Cover plate
 Panel mounting	 Panel mounting	 With screws	 1-module	 From 1 to 2 modules Classica or Rondò*
 From 1 to 2 modules	 Flush mounting  Surface mounting	 1 module with/without screws or with claws  2 reduced-modules with/without screws or with claws	 1-module  2 x 1-reduced-module	 1 or 2 reduced-module Classica or Rondò*
 For 2 central modules  From 3 to 6 modules	 Flush mounting  Surface mounting	 Without screws  With screws	 2 x 1-module  1 x 2-module  3 x 1-module  1- and 2-module  1 x 3-module	 From 3 to 6 modules Classica or Rondò*
 Table mounting 3 and 6 modules	 Table box		 3 x 1-module  1- and 2-module  1 x 3-module	 3 and 6 modules Classica only*

* For other composition, see "Types of mounting" from page 50

Idea:

Control devices from page 28

Power and signal socket outlets from page 32

Signalling, protection and detection from page 38

Comfort and stand-alone solutions from page 42

Home automation: By-me  from page 46

Building automation: Well-contact Plus  from page 52

Cover plates range from page 58

Installation types and customisations from page 64

Enclosures and consumer units from page 70

Installation examples from page 104

Devices

Grey

White

Blank modules and cable outlets



16540 Blank module, grooved front. Depth: 10,5 mm
16542 Blank module, smooth front. Depth: 10,5 mm
16541 Cable outlet with cord-grip. Depth: 10,5 mm



16540.B Blank module, grooved front. Depth: 10,5 mm
16542.B Blank module, smooth front. Depth: 10,5 mm
16541.B Cable outlet with cord-grip. Depth: 10,5 mm

1P 1-way switches 250 V~



16000 10 AX. Depth: 23 mm
16001 16 AX. Depth: 23 mm
16001.F 16 AX, luminescent indicator. Depth: 23 mm
16021 16 AX, luminous°. Depth: 23 mm



16000.B 10 AX. Depth: 23 mm
16001.B 16 AX. Depth: 23 mm
16001.F.B 16 AX, luminescent indicator. Depth: 23 mm
16021.B 16 AX, luminous°. Depth: 23 mm



16021.M 16 AX, luminous°. - 2 modules. Depth: 23 mm
16021.G 16 AX, luminous°. - 3 modules. Depth: 23 mm



16021.M.B 16 AX, luminous°. - 2 modules. Depth: 23 mm
16021.G.B 16 AX, luminous°. - 3 modules. Depth: 23 mm

2P 1-way switches 250 V~



16016 16 AX. Depth: 25,5 mm
16016.F 16 AX, luminescent indicator. Depth: 25,5 mm
16036 16 AX, luminous°. Depth: 25,5 mm



16016.B 16 AX. Depth: 25,5 mm
16016.F.B 16 AX, luminescent indicator. Depth: 25,5 mm
16036.B 16 AX, luminous°. Depth: 25,5 mm

1P 2-way switches 250 V~



16004 10 AX. Depth: 23 mm
16005 16 AX. Depth: 23 mm
16005.F 16 AX, luminescent indicator. Depth: 23 mm
16025 16 AX, luminous°. Depth: 23 mm



16004.B 10 AX. Depth: 23 mm
16005.B 16 AX. Depth: 23 mm
16005.F.B 16 AX, luminescent indicator. Depth: 23 mm
16025.B 16 AX, luminous°. Depth: 23 mm



16025.M 16 AX, luminous°. - 2 modules. Depth: 23 mm



16025.M.B 16 AX, luminous°. - 2 modules. Depth: 23 mm

Devices

Grey

White

1P reversing switches 250 V~



16013
16 AX,
Depth:
25,5 mm



16013.F
16 AX,
luminescent indicator.
Depth: 25,5 mm



16013.B
16 AX,
Depth:
25,5 mm



16013.F.B
16 AX,
luminescent indicator.
Depth: 25,5 mm

1P NO push buttons 250 V~



16080
10 A,
general
symbol.
Depth:
23 mm



16080.C
10 A,
bell symbol.
Depth:
23 mm



16080.P
10 A,
key symbol.
Depth:
23 mm



16081
10 A,
light symbol.
Depth:
23 mm



16080.F
10 A, general,
luminescent
indicator.
Depth:
23 mm



16080.C.F
10 A, bell,
luminescent
indicator.
Depth:
23 mm



16080.B
10 A,
general
symbol.
Depth:
23 mm



16080.C.B
10 A,
bell symbol.
Depth:
23 mm



16080.P.B
10 A,
key symbol.
Depth:
23 mm



16081.B
10 A,
light symbol.
Depth:
23 mm



16080.F.B
10 A, general,
luminescent
indicator.
Depth:
23 mm



16080.C.F.B
10 A, bell,
luminescent
indicator.
Depth:
23 mm



16081.F
10 A, light,
luminescent
indicator.
Depth:
23 mm



16090
10 A, general
symbol,
luminous°.
Depth:
23 mm



16090.M
10 A, general
symbol, luminous°
- 2 modules.
Depth: 23 mm



16090.G
10 A, general symbol,
luminous° - 3 modules.
Depth: 23 mm



16081.F.B
10 A, light,
luminescent
indicator.
Depth:
23 mm



16090.B
10 A, general
symbol,
luminous°.
Depth:
23 mm



16090.M.B
10 A, general
symbol, luminous°
- 2 modules.
Depth: 23 mm



16090.G.B
10 A, general symbol,
luminous° - 3 modules.
Depth: 23 mm

1P special push buttons



16083
NC 10 A 250 V~,
cord-operated.
Depth: 23 mm



16084
NO 10 A 250 V~,
cord-operated.
Depth: 23 mm



16190
NO 10 A 12-24 V~ (SELV),
lightable name-plate°
- 2 modules.
Depth: 28 mm



16083.B
NC 10 A 250 V~,
cord-operated.
Depth: 23 mm



16084.B
NO 10 A 250 V~,
cord-operated.
Depth: 23 mm



16190.B
NO 10 A 12-24 V~ (SELV),
lightable name-plate°
- 2 modules.
Depth: 28 mm

Additional push buttons 250 V~



16101
1P NO 16 A,
(ON).
Depth:
32,5 mm



16107
1P NO 16 A,
(ON), auxiliary
contact.
Depth:
32,5 mm



16104
1P NC 16 A,
(OFF).
Depth:
32,5 mm



16110
1P NC 16 A,
(OFF), auxiliary
contact.
Depth:
32,5 mm



16101.B
1P NO 16 A,
(ON).
Depth:
32,5 mm



16107.B
1P NO 16 A,
(ON), auxiliary
contact.
Depth:
32,5 mm



16104.B
1P NC 16 A,
(OFF).
Depth:
32,5 mm



16110.B
1P NC 16 A,
(OFF), auxiliary
contact.
Depth:
32,5 mm

Devices

Grey

White

1P NO push buttons 250 V~



16121
Two 10 A
independents.
Depth: 28 mm

16126.B
10 A,
white
diffuser°.
Depth: 28 mm

Δ 16126.V
10 A,
green
diffuser°.
Depth: 28 mm



16121.B
Two 10 A
independents.
Depth: 28 mm

16126.B.B
10 A,
white
diffuser°.
Depth: 28 mm

Δ 16126.V.B
10 A,
green
diffuser°.
Depth: 28 mm

Δ 16126.R.B
10 A,
red
diffuser°.
Depth: 28 mm

Switches with directional arrows 250 V~ (central OFF position)



16140
1P 10 AX
switch.
Depth: 33,5 mm

16145
2P 10 AX
switch.
Depth: 33,5 mm

16150
1P 10 A
2-way push-
button.
Depth: 33,5 mm

16155
2P 10 A
2-way push-
button.
Depth: 33,5 mm



16140.B
1P 10 AX
switch.
Depth: 33,5 mm

16145.B
2P 10 AX
switch.
Depth: 33,5 mm

16150.B
1P 10 A
2-way push-
button.
Depth: 33,5 mm

16155.B
2P 10 A
2-way push-
button.
Depth: 33,5 mm

1P special switches 250 V~



16092
NC 10 A push,
general,
luminous°.
Depth: 23 mm



16092.B
NC 10 A push,
general,
luminous°.
Depth: 23 mm

Key operated switches 250 V~ (for switches with unified key 000 add .CU to the basic code)



16165
2P 16 AX 1-way switch

16165.S
As above, key
removable in 'O' (OFF).
Depth: 32,5 mm

16185
2P NO 16 A
push button.
Depth: 32,5 mm



16165.B
2P 16 AX 1-way switch

16165.S.B
As above, key
removable in 'O' (OFF).
Depth: 32,5 mm

16185.B
2P NO 16 A
push button.
Depth: 32,5 mm

Dimmers (with MOSFET+TRIAC-technology - 230 V~ 50/60 Hz)



Δ 16602
40-300 VA.
Depth: 41 mm

***16608**
MASTER,
40-500/
40-800 W,
40-300/
40-500 VA.
Depth: 41 mm

Δ*16609
SLAVE,
40-500/
40-800 W,
40-300/
40-500 VA.
Depth: 41 mm



Δ 16601.B
SLAVE,
40-500 W/VA,
40-300 VA.
Depth: 41 mm

Δ 16602.B
40-300 VA.
Depth: 41 mm

***16608.B**
MASTER,
40-500/
40-800 W,
40-300/
40-500 VA.
Depth: 41 mm

Δ*16609.B
SLAVE,
40-500/
40-800 W,
40-300/
40-500 VA.
Depth: 41 mm

Devices

Grey

White

Dimmers

16559.1
MASTER, universal

16603.1
MASTER, universal, with potentiometer.

Δ 16603.120
MASTER, universal, with potentiometer.

Δ 16604.120
SLAVE, universal

16559.1.120
As above, 120 V~.

16603.1.120
As above, 120 V~.

Δ 16603.120.B
As above, 120 V~.

Δ 16604.120.B
As above, 120 V~.

Depth: 41,4 mm

16560
100-500 W 230 V~ 50/60 Hz, potentiometer.

16563
100-500 W 230 V~ 50/60 Hz, push-push and potentiometer.

***16556**
60-900 W/ 60-300 VA 230 V~ 50/60 Hz, potentiometer.

16557
30-500 W/ 30-300 VA 120 V~ 50/60 Hz, potentiometer.

Depth: 39,5 mm

16559.1.B
MASTER, universal

16603.1.B
MASTER, universal, with potentiometer.

Δ 16603.120.B
MASTER, universal, with potentiometer.

Δ 16604.120.B
SLAVE, universal

16559.1.120.B
As above, 120 V~.

16603.1.120.B
As above, 120 V~.

Δ 16603.120.B
As above, 120 V~.

Δ 16604.120.B
As above, 120 V~.

Depth: 41,4 mm

16560.B
100-500 W 230 V~ 50/60 Hz, potentiometer.

16563.B
100-500 W 230 V~ 50/60 Hz, push-push and potentiometer.

***16556.B**
60-900 W/ 60-300 VA 230 V~ 50/60 Hz, potentiometer.

16557.B
30-500 W/ 30-300 VA 120 V~ 50/60 Hz, potentiometer.

Depth: 39,5 mm

Electronic transformers (230-240 V~ 50/60 Hz)

Δ 01860.60
20-60 W, 12 V~ (SELV) output

Δ 01860.105
20-105 W, 12 V~ (SELV) output

Bleeder

Δ 01873
230 V~ 50 Hz, flush mounting (rear side)

Δ 01873.120
As above, 120 V~

Electronic supply unit

01874
230 V~ 50 Hz, for controllable LED lamps, 12-24 Vdc

01875
230 V~ 50 Hz, for controllable LED lamps, 350/500/700 mA

01874.120
As above, 120 V~

01875.120
As above, 120 V~

Infrared switches

16622
Receiver, NO 6 A 230 V~ relay output.

16623
Receiver, 4 A 230 V~ relay output, for roller shutters - 2 modules.

16625
Receiver 230 V~ + 40-450 W/VA 40-300 VA dimmer.

16622.B
Receiver, NO 6 A 230 V~ relay output.

16623.B
Receiver, 4 A 230 V~ relay output, for roller shutters - 2 modules.

16625.B
Receiver 230 V~ + 40-450 W/VA 40-300 VA dimmer.

Depth: 36,5 mm

01849
Remote control, 14-channel

* Not to be used in European Countries
° Lamps and signalling units, page 35

Δ Available until stocks last

Devices • Socket outlets

Grey

White

Infrared switches



16633
Lighting switch, NO
6 A 230 V~
relay output.
Depth: 34,5 mm

16634
For incandescent
lamps,
60-300 W,
230 V~
50/60 Hz.
Depth:
34,5 mm

Δ 16835
Orientable
support
- 1 module



16633.B
Lighting
switch, NO
6 A 230 V~
relay output.
Depth:
34,5 mm


16634.B
For incandescent
lamps,
60-300 W,
230 V~
50/60 Hz.
Depth:
34,5 mm

Δ 16835.B
Orientable
support
- 1 module

Set/Reset push buttons




16643
For emergency call,
2 NO 5 A 250 V~ relay output,
supply voltage 12 V~
or 12-24 Vdc (SELV)
- 2 modules.
Depth: 35,5 mm




16643.B
For emergency call,
2 NO 5 A 250 V~ relay output,
supply voltage 12 V~
or 12-24 Vdc (SELV)
- 2 modules.
Depth: 35,5 mm

SICURY 2P+E Italian standard socket outlets 250 V~



16201
10 A,
P11.
Depth:
25 mm

16203
Bpresa 16 A,
P17/11.
Depth:
25 mm



16201.B
10 A,
P11.
Depth:
25 mm

16203.B
Bpresa 16 A,
P17/11.
Depth:
25 mm



16209
16 A, P30
- 2 modules.
Depth: 29,5 mm

16210
16 A, universal, Italian/
German/American
- 2 modules.
Depth: 27 mm

16211
16 A, universal,
Italian/German
- 2 modules.
Depth: 26 mm



16209.B
16 A, P30
- 2 modules.
Depth: 29,5 mm

16210.B
16 A, universal, Italian/
German/American
- 2 modules.
Depth: 27 mm

16211.B
16 A, universal,
Italian/German
- 2 modules.
Depth: 26 mm

SICURY 2P+E interlocked socket outlets with CB (120-230 V~ 50/60 Hz)



16273
Bpresa 16 A, P17/11,
1P+N C 16 - 2 modules.
Depth: 38,7 mm

16276
16 A P30, 1P+N C 16
- 3 modules.
Depth: 38,8 mm



16273.B
Bpresa 16 A, P17/11,
1P+N C 16 - 2 modules.
Depth: 38,7 mm

16276.B
16 A P30, 1P+N C 16
- 3 modules.
Depth: 38,8 mm

Socket outlets

Grey	White
------	-------

SICURY 2P+E interlocked socket outlets with RCBO - I_{Δn} 10 mA (120-230 V~ 50/60 Hz)



16283
Bpresa 16 A P17/11, 1P+N
C 16 - 3 modules.
Depth: 39,2 mm



16286
16 A P30, 1P+N C 16
- 4 modules.
Depth: 38,8 mm



16283.B
Bpresa 16 A P17/11, 1P+N
C 16 - 3 modules.
Depth: 39,2 mm



16286.B
16 A P30, 1P+N C 16
- 4 modules.
Depth: 38,8 mm

Shaver supply units



16290
230 V~ 50/60 Hz, with isolating
transformer 20 VA, 230 V~ and
120 V~ outputs - 3 modules.
Depth: 46 mm



16290.B
230 V~ 50/60 Hz, with isolating
transformer 20 VA, 230 V~ and
120 V~ outputs - 3 modules.
Depth: 46 mm

SICURY 2P+E socket outlets 250 V~ (for dedicated supply lines)



16203.R
Bpresa 16 A
P17/11, red.
Depth: 25 mm



Δ 16209.A
16 A P30, orange
- 2 modules.
Depth: 29,5 mm



16209.R
16 A P30, red
- 2 modules.
Depth: 29,5 mm



16209.V
16 A P30, green
- 2 modules.
Depth: 29,5 mm



16210.R
16 A, universal,
red - 2 modules.
Depth: 27 mm



16213
16 A, French, with
locking device,
grey - 2 modules.
Depth: 26,5 mm



16213.B
16 A, French, with
locking device,
white - 2 modules.
Depth: 26,5 mm



16213.R
16 A, French, with
locking device,
red - 2 modules.
Depth: 26,5 mm



01079
Spare
releasing
device for
16213

Socket outlets 250 V~ - German standard



16208
SICURY 2P+E 16 A,
German - 2 modules.
Depth: 29,5 mm



16208.B
SICURY 2P+E 16 A,
German - 2 modules.
Depth: 29,5 mm

Socket outlets 250 V~ - French standard



16212
SICURY 2P+E 16 A,
French - 2 modules.
Depth: 26,5 mm





16212.B
SICURY 2P+E 16 A,
French - 2 modules.
Depth: 26,5 mm

Socket outlets

Grey	White
------	-------

Socket outlets 250 V~ - English standard

 16258 SICURY 2P+E 16 A, English - 2 modules. Depth: 27,1 mm	 16260 SICURY 2P+E 13 A, English - 2 modules. Depth: 23,3 mm
---	--



 16258.B SICURY 2P+E 16 A, English - 2 modules. Depth: 27,1 mm	 16260.B SICURY 2P+E 13 A, English - 2 modules. Depth: 23,3 mm
--	---



Socket outlets 250 V~ - Swiss standard

 16226 2P+E 10 A, Swiss, 13 type. Depth: 40,5 mm

 16226.B 2P+E 10 A, Swiss, 13 type. Depth: 40,5 mm
--



Socket outlets 250 V~ - Euro-American standard


 16233 2P 15 A, Euro-American ø 4,8 mm. Depth: 28,5 mm	 16234 SICURY 2P 15 A Euro-American ø 4,8 mm. Depth: 28,5 mm
--	---



 16233.B 2P 15 A, Euro-American ø 4,8 mm. Depth: 28,5 mm	 16234.B SICURY 2P 15 A Euro-American ø 4,8 mm. Depth: 28,5 mm
---	---

Socket outlets 127 V~ - USA and Arabian standard

 16242 SICURY 15 A, USA and Arabian. Depth: 27,5 mm	 16243 Two SICURY 15 A, USA and Arabian - 3 modules. Depth: 26,5 mm
--	---

 16242.B SICURY 15 A, USA and Arabian. Depth: 27,5 mm	 16243.B Two SICURY 15 A, USA and Arabian - 3 modules. Depth: 26,5 mm
---	--

 16245 15 A, USA and Arabian. Depth: 27,5 mm	 16246 Two 15 A, USA and Arabian - 3 modules. Depth: 26,5 mm
---	--

 16245.B 15 A, USA and Arabian. Depth: 27,5 mm	 16246.B Two 15 A, USA and Arabian - 3 modules. Depth: 26,5 mm
--	---

Socket outlets 250 V~ - American standard

 16247 2P+E 15 A, American. Depth: 28 mm

 16247.B 2P+E 15 A, American. Depth: 28 mm
--

Socket outlets

Grey	White
------	-------


Socket outlets 250 V~ - Argentinian standard




16250
SICURY
2P+E 10 A,
Argentinian.
Depth: 26 mm



16253
SICURY 2P+E 20 A,
Argentinian
- 2 modules.
Depth: 27,8 mm



16250.B
SICURY
2P+E 10 A,
Argentinian.
Depth: 26 mm



16253.B
SICURY 2P+E 20 A,
Argentinian
- 2 modules.
Depth: 27,8 mm

Socket outlets 250 V~ - Chinese standard



16251
SICURY
2P+E 10 A,
Chinese.
Depth: 26 mm



16254
SICURY 2P+E 16 A,
Chinese
- 2 modules.
Depth: 27,8 mm




16251.B
SICURY
2P+E 10 A,
Chinese.
Depth: 26 mm




16254.B
SICURY 2P+E 16 A,
Chinese
- 2 modules.
Depth: 27,8 mm


Socket outlets 250 V~ - Australian standard




16261
SICURY 2P+E 10 A,
Australian - 2 modules.
Depth: 26,5 mm



16262
SICURY 2P+E 15 A,
Australian - 2 modules.
Depth: 26,5 mm



16261.B
SICURY 2P+E 10 A,
Australian - 2 modules.
Depth: 26,5 mm



16262.B
SICURY 2P+E 15 A,
Australian - 2 modules.
Depth: 26,5 mm

Socket outlets 250 V~ - Other standard



Δ*16305
2P 10 A,
recessed contacts.
Depth: 25 mm



Δ*16305.B
2P 10 A,
recessed contacts.
Depth: 25 mm

USB supply unit



16292
5 V 1,5 A supply unit,
1 USB, 120-230 V~
50/60 Hz.
Depth: 36,6 mm



16292.B
5 V 1,5 A supply unit,
1 USB, 120-230 V~
50/60 Hz.
Depth: 36,6 mm

Signal reception socket outlets

Grey

White

Special socket outlets



16300
2P 6 A 24 V (SELV) for 01620 plug. Depth: 26 mm

16301
2P 6 A 24 V (SELV) for 01616 / 01617 plugs. Depth: 26 mm

16332
5-pole DIN 41524. Depth: 10,5 mm

16345
2P 6 A 24 V (SELV), polarized. Depth: 26 mm



16300.B
2P 6 A 24 V (SELV) for 01620 plug. Depth: 26 mm

16301.B
2P 6 A 24 V (SELV) for 01616 / 01617 plugs. Depth: 26 mm

16332.B
5-pole DIN 41524. Depth: 10,5 mm

16345.B
2P 6 A 24 V (SELV), polarized. Depth: 26 mm



16350.S
BNC, RG58, RG59/62, RX93 soldering. Depth: 10,5 mm

16361
9-pin, D-SUB, soldering - 2 modules. Depth: 10,5 mm



16350.S.B
BNC, RG58, RG59/62, RX93 soldering. Depth: 10,5 mm


16361.B
9-pin, D-SUB, soldering - 2 modules. Depth: 10,5 mm



16333
3 RCA outlets, screw terminals. Depth: 10,5 mm




16333.B
3 RCA outlets, screw terminals. Depth: 10,5 mm



16368
USB outlet, screw terminals. Depth: 31,3 mm

16334
HDMI outlet, Keystone connection. Depth: 23,8 mm

16334.H
HDMI outlet, Keystone connection with 90° cable. Depth: 28,4 mm



16368.B
USB outlet, screw terminals. Depth: 31,3 mm

16334.B
HDMI outlet, Keystone connection. Depth: 23,8 mm

16334.H.B
HDMI outlet, Keystone connection with 90° cable. Depth: 28,4 mm

Phone jacks




16335
RJ11, 6-position/4-conductor (6/4). Depth: 33,5 mm

16336
RJ12, 6-position/6-conductor (6/6). Depth: 33,5 mm

16337
RJ45, 8-position/8-conductor (8/8). Depth: 33,5 mm

16338
Double RJ11, 6-position/4-conductor (6/4). Depth: 31 mm

16347
8-contact, French standard. Depth: 21,5 mm



16335.B
RJ11, 6-position/4-conductor (6/4). Depth: 33,5 mm

16336.B
RJ12, 6-position/6-conductor (6/6). Depth: 33,5 mm

16337.B
RJ45, 8-position/8-conductor (8/8). Depth: 33,5 mm







16338.B
Double RJ11, 6-position/4-conductor (6/4). Depth: 31 mm







16347.B
8-contact, French standard. Depth: 21,5 mm






Signal reception socket outlets

Grey **White**

RJ45 data ports





					
16358.8 Cat. 5e, Netsafe Vimar UTP. Depth: 23,6 mm	16359.4 Cat. 5e, Netsafe, UTP 110. Depth: 24,5 mm	16359.5 Cat. 5e, Netsafe, FTP 110. Depth: 36 mm	16359.6 Cat. 6, Netsafe, UTP 110. Depth: 24,1 mm	16359.11 Cat. 5e, Netsafe, UTP. Depth: 30,1 mm	16357 Cat. 5e, 3M, UTP. Depth: 22,6 mm

					
16358.8.B Cat. 5e, Netsafe Vimar UTP. Depth: 23,6 mm	16359.4.B Cat. 5e, Netsafe, UTP 110. Depth: 24,5 mm	16359.5.B Cat. 5e, Netsafe, FTP 110. Depth: 36 mm	16359.6.B Cat. 6, Netsafe, UTP 110. Depth: 24,1 mm	16359.11.B Cat. 5e, Netsafe, UTP. Depth: 30,1 mm	16357.B Cat. 5e, 3M, UTP. Depth: 22,6 mm

				
Δ 16358.1 Cat. 5e, AT&T Lucent T/ Avaya, UTP. Depth: 23,4 mm	Δ 16358.7 Cat. 5e, AMP/ Tyco FTP. Depth: 33,2 mm	16364.1 Cat. 5e, Panduit, UTP. Depth: 27,75 mm	16364.2 Cat. 5e, Panduit FTP. Depth: 28,75 mm	16365.1 Cat. 5e, R&M, UTP. Depth: 30 mm


					
Δ 16358.1.B Cat. 5e, AT&T Lucent T/ Avaya, UTP. Depth: 23,4 mm	Δ 16358.6.B Cat. 5e, AMP/Tyco UTP. Depth: 24 mm	Δ 16358.7.B Cat. 5e, AMP/ Tyco FTP. Depth: 33,2 mm	16364.1.B Cat. 5e, Panduit, UTP. Depth: 27,75 mm	16364.2.B Cat. 5e, Panduit FTP. Depth: 28,75 mm	16365.1.B Cat. 5e, R&M, UTP. Depth: 30 mm



Adapters for data ports

			
16358.C Cat. 5, AMP/Tyco, Lucent T/ Avaya. Depth: 11 mm	16364.C MINI-COM Panduit modules. Depth: 11 mm	16365.C R&M, IBM. Depth: 11 mm	Δ 16367.C Cat. 5e/6, Slim of Infra+, Merlin Gerin. Depth: 10,5 mm

			
16358.C.B Cat. 5, AMP/Tyco, Lucent T/ Avaya. Depth: 11 mm	16364.C.B MINI-COM Panduit modules. Depth: 11 mm	16365.C.B R&M, IBM. Depth: 11 mm	Δ 16367.C.B Cat. 5e/6, Slim of Infra+, Merlin Gerin. Depth: 10,5 mm



Coaxial TV-RD-SAT 5-2400 MHz socket outlets (output male and female)

	
16306.01 Single- connection 1 dB. Depth: 22,3 mm	16306.10 Through-line 10 dB. Depth: 22,1 mm

	
16306.01.B Single- connection 1 dB. Depth: 22,3 mm	16306.10.B Through-line 10 dB. Depth: 22,1 mm

Coaxial TV-RD-SAT 5-2400 MHz socket outlets, demix (2 outputs: male and F-type female)

	
16307.01 Single-connection 1 dB - 2 modules. Depth: 22,1 mm	16307.10 Through-line 10 dB - 2 modules. Depth: 22,1 mm

	
16307.01.B Single-connection 1 dB - 2 modules. Depth: 22,1 mm	16307.10.B Through-line 10 dB - 2 modules. Depth: 22,1 mm

* Not to be used in European Countries
° Lamps and signalling units, page 35

Δ Available until stocks last

Signal reception socket outlets • Signalling

Grey

White

Coaxial F-type socket outlets



16331
With F type female connector.
Depth: 10,5 mm



16331.B
With F type female connector.
Depth: 10,5 mm

Coaxial TV 40-862 MHz socket outlets (1 output female)



***16320**
Single connection.
Depth: 29 mm



Δ*16320.S
Single connection, 2 cord-grips.
Depth: 29 mm



Δ*16321
Through-line, 20 dB.
Depth: 29 mm



Δ*16322
End-of-line, 20 dB.
Depth: 29 mm



***16320.B**
Single connection.
Depth: 29 mm



Δ*16321.B
Through-line, 20 dB.
Depth: 29 mm



Δ*16322.B
End-of-line, 20 dB.
Depth: 29 mm

Terminal resistors and coaxial TV-RD-SAT 2400 MHz connectors



16330
Z 75 Ω, for frequencies up to 2400 MHz



01644
Male, axial cable entry



01645
Female, axial cable entry



01634
Male, 90°-cable entry



01635
Female, 90°-cable entry



01654
Male F-type, for RG59 cable

Electromechanical bells



16400
12 V~ (SELV) 50 Hz 8 VA.
Depth: 34 mm



16401
24 V~ (SELV) 50 Hz 8 VA.
Depth: 34 mm



16403
230 V~ 50 Hz 8 VA.
Depth: 34 mm



16400.B
12 V~ (SELV) 50 Hz 8 VA.
Depth: 34 mm



16401.B
24 V~ (SELV) 50 Hz 8 VA.
Depth: 34 mm



16403.B
230 V~ 50 Hz 8 VA.
Depth: 34 mm

Electronic bells



16420
3-sound sequence (three-tone, two-tone, buzzer), supply voltage 12 V~ and 12 Vdc (SELV) - 2 modules.
Depth: 41,5 mm



16420.B
3-sound sequence (three-tone, two-tone, buzzer), supply voltage 12 V~ and 12 Vdc (SELV) - 2 modules.
Depth: 41,5 mm

Signalling

Grey

White

Buzzers



16405
12 V~ (SELV)
50/60 Hz
8 VA.
Depth:
34 mm

16406
24 V~ (SELV)
50/60 Hz
8 VA.
Depth:
34 mm

16408
230 V~
50/60 Hz
8 VA.
Depth:
34 mm



16405.B
12 V~ (SELV)
50/60 Hz
8 VA.
Depth:
34 mm

16406.B
24 V~ (SELV)
50/60 Hz
8 VA.
Depth:
34 mm

16408.B
230 V~
50/60 Hz
8 VA.
Depth:
34 mm

Luminous indicator units (for ø 6,3x28 mm or ø 7x31 mm microtube lamps[°])



16431
White
diffuser.
Depth:
30,5 mm

16431.V
Green
diffuser.
Depth:
30,5 mm

16431.R
Red
diffuser.
Depth:
30,5 mm



16431.B
White
diffuser.
Depth:
30,5 mm

16431.V.B
Green
diffuser.
Depth:
30,5 mm

16431.R.B
Red
diffuser.
Depth:
30,5 mm

Double indicator units (for 2 signalling units[°])



16432
Neutral
diffusers.
Depth:
16 mm

Δ 16432.RV
Red and green
diffusers.
Depth:
16 mm



16432.B
Neutral
diffusers.
Depth:
16 mm

Δ 16432.RV.B
Red and green
diffusers.
Depth:
16 mm

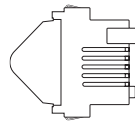
Prismatic indicator units (for ø 6,3x28 mm or ø 7x31 mm microtube lamps[°])



16433
White
diffuser.
Depth:
30,5 mm

16433.V
Green
diffuser.
Depth:
30,5 mm

16433.R
Red
diffuser.
Depth:
30,5 mm



Lateral view



16433.B
White
diffuser.
Depth:
30,5 mm

16433.V.B
Green
diffuser.
Depth:
30,5 mm

16433.R.B
Red
diffuser.
Depth:
30,5 mm



16446
Indicator unit, 230 V~ 3 W, with white prismatic diffuser,
for 14770, 14771, 14776 and 14777 lamps
- 3 modules. Depth: 24,5 mm

Signalling • Protection

Grey

White

Step marker lamps (for 12-24 V (SELV) 3 W \varnothing 7x37 mm microtube lamps*)



16445
Step marker lamp with adjustable beam - 3 modules.
Depth: 41 mm



16445.B
Step marker lamp with adjustable beam - 3 modules.
Depth: 41 mm

Lighting devices



16448
230 V~ 50/60 Hz, FD 4W G5 lamp, built-in 6-module frame.
Depth: 47,5 mm

TORCIA, electronic hand-lamps (with automatic emergency device)



16450
With high-efficiency LED, 230 V~ 50/60 Hz - 2 modules

16449
As above, 120 V~ 50/60 Hz.
Depth: 41 mm



16450.B
With high-efficiency LED, 230 V~ 50/60 Hz - 2 modules

16449.B
As above, 120 V~ 50/60 Hz.
Depth: 41 mm

Emergency lighting devices



16440
230 V~ 50/60 Hz, Ni-Cd battery, FD 4W G5 lamp, built-in 6-module frame

Δ 16441
As above, 120 V~ 50/60 Hz.
Depth: 47,5 mm

Rechargeable batteries



00910
Ni-MH 4,8 V 80 mAh battery spare part for TORCIA



00911.1
Ni-Cd 2,4 V 1,3 Ah battery spare part for emergency lighting devices

Protection devices



16460
1P 16 A 250 V~ fuse carrier.
Depth: 30,5 mm

16481
SCUDO, transient voltage suppressor.
Depth: 35,5 mm



16460.B
1P 16 A 250 V~ fuse carrier.
Depth: 30,5 mm

16481.B
SCUDO, transient voltage suppressor.
Depth: 35,5 mm

Protection • Detection

Grey

White

1P+N circuit breakers (120-230 V~ 50/60 Hz)



16505.06
C 6, breaking capacity 1500 A. Depth: 38,5 mm

16505.10
C 10, breaking capacity 3000 A. Depth: 38,5 mm

16505.16
C 16, breaking capacity 3000 A. Depth: 38,5 mm



16505.06.B
C 6, breaking capacity 1500 A. Depth: 38,5 mm

16505.10.B
C 10, breaking capacity 3000 A. Depth: 38,5 mm

16505.16.B
C 16, breaking capacity 3000 A. Depth: 38,5 mm

1P+N residual current breakers with overcurrent protection (RCBO) (120-230 V~ 50/60 Hz )



16511.06
C 6, $I_{\Delta n}$ 10 mA, breaking capacity 1500 A - 2 modules. Depth: 38 mm

16511.10
C 10, $I_{\Delta n}$ 10 mA, breaking capacity 3000 A - 2 modules. Depth: 38 mm

16511.16
C 16, $I_{\Delta n}$ 10 mA, breaking capacity 3000 A - 2 modules. Depth: 38 mm

16511.16.6
C 16, $I_{\Delta n}$ 6 mA, breaking capacity 3000 A - 2 modules. Depth: 38 mm



16511.06.B
C 6, $I_{\Delta n}$ 10 mA, breaking capacity 1500 A - 2 modules. Depth: 38 mm

16511.10.B
C 10, $I_{\Delta n}$ 10 mA, breaking capacity 3000 A - 2 modules. Depth: 38 mm

16511.16.B
C 16, $I_{\Delta n}$ 10 mA, breaking capacity 3000 A - 2 modules. Depth: 38 mm

16511.16.6.B
C 16, $I_{\Delta n}$ 6 mA, breaking capacity 3000 A - 2 modules. Depth: 38 mm

Detectors (230 V~ 50/60 Hz or 12-24 V~ (SELV) / 12-24 Vdc)



16591
Gas Stop GPL, LPG detector, solenoid valve control, 230 V~ - 3 modules. Depth: 42,5 mm

16592
Gas Stop Metano, methane detector, solenoid valve control, 230 V~ - 3 modules. Depth: 42,5 mm



16591.B
Gas Stop GPL, LPG detector, solenoid valve control, 230 V~ - 3 modules. Depth: 42,5 mm

16592.B
Gas Stop Metano, methane detector, solenoid valve control, 230 V~ - 3 modules. Depth: 42,5 mm



01899
Gas Test, cylinder for testing detectors

Presence detectors for burglar alarm system and accessories



16620
IR-detector, 12 Vdc (SELV). Depth: 31,5 mm

16544
Adaptor for electronic key insertion. Depth: 10,5 mm

Δ 16620.P
Tamperproof protection for 16620



16620.B
IR-detector, 12 Vdc (SELV). Depth: 31,5 mm

16544.B
Adaptor for electronic key insertion. Depth: 10,5 mm

Comfort

Grey

White

Electronic time delay switches (230 V~ 50/60 Hz)



16572
For controlling staircases and utility rooms lighting, exhaust fans
- 2 modules.
Depth: 30,5 mm



16572.B
For controlling staircases and utility rooms lighting, exhaust fans
- 2 modules.
Depth: 30,5 mm

Switches for fan-coil regulation



16558
Slide, 1P 6(2) A 250 V~,
4-position.
Depth: 27,5 mm



16558.B
Slide, 1P 6(2) A 250 V~,
4-position.
Depth: 27,5 mm

Electronic thermostat kit



16991
Contains:
• 1 touch screen thermostat 02950, 5(2) A 230 V~ change-over relay contact, supply voltage 120-230 V~ 50/60 Hz;
• 1 blank module 19041;
• 1 3-module mounting frame 16723.
To complete with 3-module Idea cover plate

Electronic timer-thermostat kit



16990
Contains:
• 1 timer-thermostat 19446, 5(2) A 250 V~ change-over relay output, AA LR6 1,5 V battery powered;
• 1 3-module mounting frame 16723.
To complete with 3-module Idea cover plate



16992
Contains:
• 1 touch screen timer-thermostat 02955, 5(2) A 230 V~ change-over relay contact, supply voltage 120-230 V~ 50/60 Hz;
• 1 3-module mounting frame 16723.
To complete with 3-module Idea cover plate

Clocks (120-230 V~ 50/60 Hz)



16582
Timer-switch, 1 relay output
- 3 modules.
Depth: 40 mm



Δ 16573
Electronic alarm clock
- 3 modules.
Depth: 40 mm



16582.B
Timer-switch, 1 relay output
- 3 modules.
Depth: 40 mm

Stand alone solutions

Grey	White
------	-------

Access control system



16461
Smart card reader/programmer, 12-24 V~ 50/60 Hz /12-24 Vdc (SELV) - 3 modules.
Depth: 36 mm



16465
Electronic switch, vertical pocket, 230 V~ 50/60 Hz, 24 V~/24 Vdc (SELV) - 3 modules.
Depth: 36,5 mm



16461.B
Smart card reader/programmer, 12-24 V~ 50/60 Hz /12-24 Vdc (SELV) - 3 modules.
Depth: 36 mm



16465.B
Electronic switch, vertical pocket, 230 V~ 50/60 Hz, 24 V~/24 Vdc (SELV) - 3 modules.
Depth: 36,5 mm



16452
Programmable smart card
16452.H
As above, customizable



16452.S
ISO-card (badge)

Bus access control system



16470
Transponder card and key reader - 2 modules.
Depth: 25 mm



16471
Smart card reader and programmer - 3 modules.
Depth: 36 mm



16470.B
Transponder card and key reader - 2 modules.
Depth: 25 mm



16471.B
Smart card reader and programmer - 3 modules.
Depth: 36 mm



16472
Actuator with 3 A 30 V change-over relay output - 2 modules.
Depth: 25 mm



16473
Smart card programmer in table mounting box - 3 modules



16472.B
Actuator with 3 A 30 V change-over relay output - 2 modules.
Depth: 25 mm



16473.B
Smart card programmer in table mounting box - 3 modules



01816
Transponder card
01816.H
As above, customizable



01815
Transponder key



16452
Programmable smart card
16452.H
As above, customizable



01400
Supply unit, 29 Vdc
400 mA output,
230 V~ 50/60 Hz,
2 x 17,5 mm modules



01401
Supply unit, 29 Vdc
1280 mA output,
120-230 V~ 50/60 Hz,
8 x 17,5 mm modules



16474
Smart card for serial connection of reader/programmer

Systems - Admittance request system



16455
External electronic ringing unit - 3 modules.
Depth: 23 mm



16456
Internal electronic reply unit, 12 V~ 50/60 Hz or 12 Vdc - 3 modules.
Depth: 23 mm



16455.B
External electronic ringing unit - 3 modules.
Depth: 23 mm



16456.B
Internal electronic reply unit, 12 V~ 50/60 Hz or 12 Vdc - 3 modules.
Depth: 23 mm

Stand alone solutions

Grey

White

By-alarm: burglar alarm system - System components



01700
Control panel, 230 V~ 50 Hz,
8 local inputs expandable to 24,
surface mounting

01700.DE
As above,
in German language

01700.120
As above, 120 V~ 60 Hz



01703
Control panel, 230 V~ 50 Hz,
8 local inputs expandable to 64,
surface mounting

01703.DE
As above,
in German language

01703.120
As above, 120 V~ 60 Hz



01705
LED keypad with display,
12 Vdc, surface mounting

01705.DE
As above,
in German language



01715
Siren for outdoor use

01716
Dummy siren for
outdoor use



01717
Additional power supply unit,
230 V~ 50/60 Hz 1,5 A,
surface mounting

01717.120
As above, 120 V~



01707
GSM Dual Band
high-gain aerial



01706
GSM Dual Band GSM/GPRS 900/1800 MHz
transmitter/receiver module



01736
Extension cable for 01706
GSM Dual Band communi-
cator aerial, 10 m long



01708
PSTN communicator
for control panel



01704
8-input expansion
module



01709
4-input expansion
module



01710
4-output expansion
module



01711
Isolated interface
for Bus signal
regeneration



01713.EN
Voice synthesis
module for control
panel, in English



01714
Tear-proof box for expansion
modules, surface mounting



01712
Interface for Ethernet network
(LAN) and By-me home automa-
tion system (via Web server
01945, 01946), remote and local
supervision/control over IP



01725
Configuration cables
and interfaces

By-alarm: burglar alarm system - Devices



19478¹
Activator/
partialiser.
Depth:
40,7 mm



19479¹
IR and microwaves
presence detector
- 2 modules.
Depth: 26,2 mm



19496¹
Indoor siren - 3 modules.
Depth: 36,5 mm



19478.B¹
Activator/
partialiser.
Depth:
40,7 mm



19479.B¹
IR and microwaves
presence detector
- 2 modules.
Depth: 26,2 mm



19496.B¹
Indoor siren - 3 modules.
Depth: 36,5 mm

¹ To be installed with dedicated 16723 mounting frame.

¹ To be installed with dedicated 16723.B mounting frame.



01718.G
Transponder key,
green



01718.Y
Transponder key,
yellow

Stand alone solutions

Grey

White

By-alarm: burglar alarm system - Devices



01720
Passive infrared and microwave dual technology detector, PET immune, surface mounting



01721
Passive infrared and microwave dual technology detector, anti-masking and anti-crawl, surface mounting



01723
Dual technology curtain detector, IP54 for outdoor use for entrances and windows, surface mounting



01820
Flush mounting magnetic contact



01722
Dual technology curtain detector, for entrances and windows, surface mounting



01724
Water detector for protection against flooding, floor mounting



01821
Metal flush mounting magnetic contact



01822
Visible surface magnetic contact



01823
Magnetic contact in metal enclosure for visual installation



01825
Electromechanical cordoperated contact for rolling shutters protection



01826
Electromechanical inertial contact for windows and doors protection

By-alarm: burglar alarm system - Radiofrequency devices



01727
Detector with magnetic contact for doors and windows



01728
Infrared detector



01731
Double technology tent detector, IP54, for outdoor, passages and frames



01729
Two-way 868 MHz radiofrequency interface



01730
Two-way 868 MHz radio frequency remote control

By-alarm: burglar alarm system - Cables



01732.E
By-alarm system cable, 2x0,22 mm², with LSZH sheath, CPR Eca class, suitable for I category cables (U0 = 400 V), white - 100 m



01733.E
By-alarm system cable, 2x0,50 mm², with LSZH sheath, CPR Eca class, suitable for I category cables (U0 = 400 V), white - 100 m



01734.E
By-alarm system cable, 2x0,50 mm² + 4x0,22 mm², with LSZH sheath, CPR Eca class, suitable for I category cables (U0 = 400 V), white - 100 m



01735.E
By-alarm system cable, 2x0,50 mm² + 6x0,22 mm², with LSZH sheath, CPR Eca class, suitable for I category cables (U0 = 400 V), white - 100 m

Home automation: By-me

Grey

White

Supervising - Touch screens



Δ 16952
Monochrome touch screen for local control - 3 modules.
Depth: 36,8 mm



Δ 16952.B
Monochrome touch screen for local control - 3 modules.
Depth: 36,8 mm

Supervising - Devices for DIN rail (60715 TH35) installation



App By-phone**

01942
GSM phone dial, for direct connection to Bus 12-24 V- 50/60 Hz or 12-30 Vdc (SELV), 6 x 17,5 mm modules



App By-web**

01945
Web server for local and remote control of the By-me system via IP, 8 x 17,5 mm modules



App By-web**

01946
Web server Light for local and remote control of the By-me system via IP, manages up to 64 devices, 8 x 17,5 mm modules

System components - Control units



21509
For control and configuration, touch display, temperature sensor input, with V51923 frame for DIN (60715 TH35) rail installation - 3 modules.
Supplied with RJ45 socket connector and V51921 frame.
Depth: 37 mm



21509.B
For control and configuration, touch display, temperature sensor input, with V51923 frame for DIN (60715 TH35) rail installation - 3 modules.
Supplied with RJ45 socket connector and V51921 frame.
Depth: 37 mm



V51921

V51923

1-module and 3-module frame for DIN rail (60715 TH35) and nib for touch screen

System components - Software and interfaces



01993
Hardware interface for programming By-me serial devices and Well-contact Plus touch screens and for configuring By-me systems

Home automation: By-me

Grey

White

System components - Devices for DIN rail (60715 TH35) installation



01468
Logic unit for logic, mathematical, timing and messaging functions, 1 x 17,5 mm modules



01400
Supply unit, 29 Vdc 400 mA output, 230 V~ 50/60 Hz, 2 x 17,5 mm modules



01401
Supply unit, 29 Vdc 1280 mA output, 120-230 V~ 50/60 Hz, 8 x 17,5 mm modules



01830
Supply unit 12 Vdc output, 120-230 V~ 50/60 Hz, 4 x 17,5 mm modules



01831
Supply unit 12 Vdc 1250 mA output, 100-240 V~ 50/60 Hz, 1,5 x 17,5 mm modules



01845.1
Line coupler, 2 x 17,5 mm modules

System components - Special Bus RJ11 jacks



16339
Special jack for Bus, screw terminals. Depth: 33,2 mm



16339.B
Special jack for Bus, screw terminals. Depth: 33,2 mm

System components - Accessories and cables



01840.E
Bus system cable, 2x0,50 mm², with LSZH sheath, CPR Eca class, suitable for I category cables (U0 = 400 V), white - 100 m



01841.E
Bus system cable, 2x0,50 mm², shielded, with LSZH sheath, CPR Eca class, suitable for I category cables (U0 = 400 V), white - 100 m



▲01840.C
Bus system cable, 2x0,50 mm², with LSZH sheath, CPR Cca s1b d1 a1 class, suitable for I category cables (U0 = 400 V), yellow - 100 m



01839
Removable 2 screw terminals, for Bus system

Automation - Devices



16960
2 simple push buttons - 2 modules. Depth: 24,5 mm



16965
2 simple push buttons + 8 A 120-230 V~ change-over relay output actuator - 2 modules. Depth: 36,5 mm



16961
2 rocker push buttons - 2 modules. Depth: 24,5 mm




16966
2 rocker push buttons + 8 A 120-230 V~ change-over relay output actuator - 2 modules. Depth: 36,5 mm




16960.B
2 simple push buttons - 2 modules. Depth: 24,5 mm



16965.B
2 simple push buttons + 8 A 120-230 V~ change-over relay output actuator - 2 modules. Depth: 36,5 mm



16961.B
2 rocker push buttons - 2 modules. Depth: 24,5 mm



16966.B
2 rocker push buttons + 8 A 120-230 V~ change-over relay output actuator - 2 modules. Depth: 36,5 mm




16967
2 rocker push buttons + cosφ 0,6 2 A 120-230 V~ actuator for rolling shutter - 2 modules. Depth: 35 mm




16967.1
2 rocker push buttons + actuator 1 roller shutter laths positioning, cosφ 0,6 2 A 120-230 V~ - 2 modules. Depth: 36,5 mm




16969
2 rocker push buttons + SLAVE-dimmer actuator - 2 modules
Δ 16969.120
As above, 120 V~. Depth: 36,5 mm



16967.B
2 rocker push buttons + cosφ 0,6 2 A 120-230 V~ actuator for rolling shutter - 2 modules. Depth: 35 mm



16967.1.B
2 rocker push buttons + actuator 1 roller shutter laths positioning, cosφ 0,6 2 A 120-230 V~ - 2 modules. Depth: 36,5 mm



16969.B
2 rocker push buttons + SLAVE-dimmer actuator - 2 modules
Δ 16969.120.B
As above, 120 V~. Depth: 36,5 mm

Home automation: By-me

Grey

White

Automation - Devices



16980
3 simple push buttons
- 3 modules.
Depth: 36,5 mm



16985
3 simple push buttons +
8 A 120-230 V~ change-
over relay output actuator
- 3 modules.
Depth: 36,5 mm




16981
3 rocker push buttons
- 3 modules.
Depth: 36,5 mm



16980.B
3 simple push buttons
- 3 modules.
Depth: 36,5 mm



16985.B
3 simple push buttons +
8 A 120-230 V~ change-
over relay output actuator
- 3 modules.
Depth: 36,5 mm



16981.B
3 rocker push buttons
- 3 modules.
Depth: 36,5 mm




16986
3 rocker push buttons
+ 8 A 120-230 V~ change-
over relay output actuator
- 3 modules.
Depth: 36,5 mm




16987
3 rocker push buttons + 4 A
120-230 V~ actuator for
1 rolling shutter - 3 modules.
Depth: 35 mm




16989
3 rocker push buttons +
40-300 W / 40-200 VA MASTER
dimmer actuator - 3 modules.
Depth: 36,5 mm



16986.B
3 rocker push buttons
+ 8 A 120-230 V~ change-
over relay output actuator
- 3 modules.
Depth: 36,5 mm



16987.B
3 rocker push buttons + 4 A
120-230 V~ actuator for
1 rolling shutter - 3 modules.
Depth: 35 mm



16989.B
3 rocker push buttons +
40-300 W / 40-200 VA MASTER
dimmer actuator - 3 modules.
Depth: 36,5 mm

Automation - 1-module interchangeable buttons



16971
No symbol,
for simple/
rocker
push buttons



16971.10
General
symbol, for
simple push
buttons



16971.20
ON/OFF
symbols,
for rocker
push buttons



16971.21
Arrows symbol,
for rocker push
buttons



16971.B
No symbol,
for simple/
rocker
push buttons



16971.10.B
General
symbol, for
simple push
buttons



16971.20.B
ON/OFF
symbols,
for rocker
push buttons



16971.21.B
Arrows symbol,
for rocker push
buttons



Δ 16971.22
Regulation
symbol,
for rocker
push buttons



16971.25
Universal regu-
lation symbols,
for rocker
push buttons



16971.1T
1 name-plate,
for simple
push buttons



16971.2T
2 name-plates,
for rocker push
buttons



Δ 16971.22.B
Regulation
symbol,
for rocker
push buttons



16971.25.B
Universal regu-
lation symbols,
for rocker
push buttons




16971.1T.B
1 name-plate,
for simple
push buttons



16971.2T.B
2 name-plates,
for rocker push
buttons

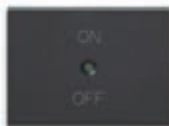
Automation - 2-module interchangeable buttons



16972
No symbol, for simple/
rocker push buttons




16972.10
General symbol, for
simple push buttons



16972.20
ON/OFF symbols, for
rocker push buttons



16972.B
No symbol, for simple/
rocker push buttons



16972.10.B
General symbol, for
simple push buttons



16972.20.B
ON/OFF symbols, for
rocker push buttons



16972.21
Arrows symbol, for
rocker push buttons



16972.25
Universal regulation symbols,
for rocker push buttons



16972.1T
1 name-plate, for
simple push buttons



16972.21.B
Arrows symbol, for
rocker push buttons



16972.25.B
Universal regulation symbols,
for rocker push buttons



16972.1T.B
1 name-plate, for
simple push buttons

Home automation: By-me

Grey

White

Automation - Interfaces



01475

3 programmable digital inputs module for contacts without potential, 3 LED control outputs, By-me home automation, for flush mounting (backside)



01476

2 programmable digital inputs module for contacts without potential, 1 relay output for roller blind laths positioning, relay for $\cos\phi$ 0.6 2 A 120-230 V~ motor, 2 LED control outputs, By-me home automation, for flush mounting (backside)



01477

2 programmable digital inputs module for contacts without potential, 1 NO 10 A 120-230 V~ 50/60 Hz light control relay output, 2 LED control outputs, By-me home automation, for flush mounting (backside)

Automation - Devices for DIN rail (60715 TH35) installation



01470

Pre-program 9-input and 8-output module, NO 16 A 120-230 V~ 50/60 Hz relay outputs, light control, roller blind laths positioning and local control functions, 6 x 17,5 mm modules



01471

4 16 A 120-230 V~ change-over relay outputs actuator, programmable for light control, roller blind laths positioning, fan-coil and local control, 4 x 17,5 mm modules



01850.2

Actuator with 16 A 120-230 V~ change-over relay output + push button for manual operating, 2 x 17,5 mm modules



01856

Actuator 0-10 Vdc for ballast control, 120-230 V~ changeover relay output, 3 x 17,5 mm modules



Δ 01853.120

MASTER dimmer, 40-500 W/VA, 40-300 VA, 120 V~, 3 x 17,5 mm modules



Δ 01854.120

SLAVE dimmer, 40-500 W/VA, 40-300 VA, 120 V~, 3 x 17,5 mm modules



Δ 01857.120

MASTER dimmer, 40-400 VA, 120 V~, 4 x 17,5 mm modules



Δ 01858.120

SLAVE dimmer, 40-400 VA, 120 V~, 4 x 17,5 mm modules



***01861**

MASTER dimmer, 40-1000 W/VA, 230 V~, MOSFET+TRIAC, 4 x 17,5 mm modules



***01862**

SLAVE dimmer, 40-1000 W/VA, 230 V~, MOSFET+TRIAC, 4 x 17,5 mm modules



01863

MASTER dimmer, 40-800 W/VA 50 Hz, 40-700 W/VA 60 Hz, 230 V~, MOSFET+TRIAC, 4 x 17,5 mm modules



01864

SLAVE dimmer, 40-800 W/VA 50 Hz, 40-700 W/VA 60 Hz, 230 V~, MOSFET+TRIAC, 4 x 17,5 mm modules



***01865**

MASTER dimmer, 40-700 VA, 230 V~ 50/60 Hz, MOSFET, 4 x 17,5 mm modules



***01866**

SLAVE dimmer, 40-700 VA, 230 V~ 50/60 Hz, MOSFET, 4 x 17,5 mm modules



01867

MASTER dimmer, 40-500 VA 50 Hz, 40-400 VA 60 Hz, 230 V~, MOSFET, 4 x 17,5 mm modules



01868

SLAVE dimmer, 40-500 VA 50 Hz, 40-400 VA 60 Hz, 230 V~, MOSFET, 4 x 17,5 mm modules



01870

MASTER dimmer, 40-500 W, 40-300 VA, CFL 10-200 W, LED 3-200 W, 230 V~, 4 x 17,5 mm modules

01870.120

As above, 120 V~



01871

SLAVE dimmer, 40-500 W, 40-300 VA, CFL 10-200 W, LED 3-200 W, 230 V~, 4 x 17,5 mm modules

01871.120

As above, 120 V~



01975

Actuator with 1-10 Vdc 30 mA output for LED control, 120-230 V~ 2,5 A change-over relay output, 120-230 V~ 50/60 Hz, 3 x 17,5 mm modules



01976

Actuator with 1-10 Vdc 30 mA output for LED control, 12-24 V 10 A relay output, 12-24 V~ 50/60 Hz or 12-24 Vdc, 3 x 17,5 mm modules



01466

Actuator with 4 (0)4-20 mA or 0-10 V proportional analogue outputs with max scalable voltage output, 120-230 V~ 50/60 Hz, 4 x 17,5 mm modules



01467

Device with 3 analogue signal inputs, 1 0-10 V or 4-20 mA input, 1 NTC sensor input, 1 brightness sensor 01530 input, 2 x 17,5 mm modules

Home automation: By-me

Grey

White

Automation - Electronic supply units



01874
230 V~ 50 Hz, for controllable LED lamps, 12-24 Vdc

01874.120
As above, 120 V~



01875
230 V~ 50 Hz, for controllable LED lamps, 350/500/700 mA

01875.120
As above, 120 V~

Automation - Electronic transformers



Δ 01860.60
20-60 W,
12 V~ (SELV) output,
230-240 V~ 50/60 Hz



Δ 01860.105
20-105 W,
12 V~ (SELV) output,
230-240 V~ 50/60 Hz

Automation - Devices



16956
Remote control receiver
- 2 modules.
Depth: 24,5 mm



16935
IR presence detector
- 2 modules.
Depth: 26 mm



16956.B
Remote control receiver
- 2 modules.
Depth: 24,5 mm



16935.B
IR presence detector
- 2 modules.
Depth: 26 mm



01849
IR-remote control,
14-channel



16836
Orientable support
- 2 modules



16831
Frame for orientable support
surface mounting



16830
Adaptor for orientable support
flush mounting



16836.B
Orientable support
- 2 modules



16831.B
Frame for orientable support
surface mounting



16955
Interface for traditional switches 230 V~/ 12-24 Vac/dc
- 2 modules.
Depth: 36,5 mm



16958
Interface for traditional switches.
Depth: 39,5 mm



16974
Actuator 6 A
120-230 V~ change-over relay output.
Depth: 39,5 mm



16975
Actuator, 16 A
120-230 V~ change-over relay output
- 2 modules.
Depth: 36,5 mm



16955.B
Interface for traditional switches 230 V~/ 12-24 Vac/dc
- 2 modules.
Depth: 36,5 mm



16958.B
Interface for traditional switches.
Depth: 39,5 mm



16974.B
Actuator 6 A
120-230 V~ change-over relay output.
Depth: 39,5 mm



16975.B
Actuator, 16 A
120-230 V~ change-over relay output
- 2 modules.
Depth: 36,5 mm

Home automation: By-me • Accessories

Grey

White

Temperature control



02951

Touch screen thermostat, ON/OFF, PWM and PID control, for 2- and 4-pipe systems, 3-speed/proportional fan coil control, 1 input for NTC sensor - 2 modules. To be installed with dedicated 16723 mounting frame. Depth: 38,5 mm



02951.B

Touch screen thermostat, ON/OFF, PWM and PID control, for 2- and 4-pipe systems, 3-speed/proportional fan coil control, 1 input for NTC sensor - 2 modules. To be installed with dedicated 16723 mounting frame. Depth: 38,5 mm



Δ 16953

Thermostat with display, for fan-coil - 2 modules. Depth: 26 mm



Δ 16954

Thermostat with display - 2 modules. Depth: 24,5 mm



Δ 16953.B

Thermostat with display, for fan-coil - 2 modules. Depth: 26 mm



Δ 16954.B

Thermostat with display - 2 modules. Depth: 24,5 mm

LED signalling units



00935.A: 12-24 V~ 0,1 W, amber

00935.G: 12-24 V~ 0,1 W, green

00935.R: 12-24 V~ 0,1 W, red

00935.B: 12-24 V~ 0,1 W, blue

00935.W: 12-24 V~ 0,1 W, white

00936.250.A: 250 V~ 50/60 Hz 0,35 W, amber

00936.250.G: 250 V~ 50/60 Hz 0,35 W, green

00936.250.R: 250 V~ 50/60 Hz 0,35 W, red

00936.250.B: 250 V~ 50/60 Hz 0,35 W, blue

00936.250.W: 250 V~ 50/60 Hz 0,35 W, white

00936.120.A: 120 V~ 50/60 Hz 0,2 W, amber

00936.120.G: 120 V~ 50/60 Hz 0,2 W, green

00936.120.R: 120 V~ 50/60 Hz 0,2 W, red

00936.120.B: 120 V~ 50/60 Hz 0,2 W, blue

00936.120.W: 120 V~ 50/60 Hz 0,2 W, white

Δ 00936.R: 110-250 V~ 0,5 W, red

Incandescent microtube lamps



07054

ø7x31 mm, 12 V 3 W, white¹

07055

ø7x31 mm, 24 V 3 W, white¹

ø 6,3x28 mm microtube lamps



07052

Neon 250 V~ 0,5 W, red¹

ø 5x20 mm 250 V~ fuses



steatite tube, breaking capacity 1500 A:

Δ 07051.HF.16: FF16AH, ø 6,3x32 mm

E10 10x28 mm lamps



Neon:

Δ 14778

110 V~ 0,5 W, red¹

14779

230 V~ 0,5 W, red¹



Incandescent:

Δ 14770

12 V~ 3 W, white¹

14771

24 V~ 3 W, white¹

Δ 14774

12 V~ 0,6 W, white¹

Δ 14775

24 V~ 1,2 W, white¹

Δ 14776

130 V~ 2,6 W, white¹

14777

230 V~ 3 W, white¹

Building automation: Well-contact Plus

Grey

White

Supervising - Control



Δ 16849
Monochrome touch screen,
for the room control
- 3 modules.
Depth: 36,8 mm



Δ 16849.B
Monochrome touch screen,
for the room control
- 3 modules.
Depth: 36,8 mm

Software and interface



Software for Well-contact Plus system management

- 01589:** Well-contact Suite Light
 - 01590:** Well-contact Suite Basic
 - 01591:** Well-contact Suite Top
 - 01592:** Well-contact Suite Client
 - 01593:** Well-contact Suite Office
 - 01594:** Well-contact Suite Client Office
- 01595**
Additional software for interfacing with existing management system



01993
Hardware interface for By-me and Well-contact Plus touch screens + By-me system programming by Bus with RJ11 socket. It is necessary EasyTool Professional and touch screen configuration software



01597
USB spare key for Well-contact Suite software

Devices for DIN rail (60715 TH35) installation



01514
Interface with 2 input or output programmable channels for LEDs, KNX standard



01515
Interface with 4 input or output programmable channels for LEDs, KNX standard



01510
4-channel digital input device, programmable for NO, NC and 120-230 V~ contacts, KNX standard, 2 x 17,5 mm modules



01522
Input/output device, 4 NO 16 A 250 V~ relay outputs, 4 inputs for NO contacts, KNX standard, 4 x 17,5 mm modules



01523
Actuator with 4 NO 16 A 250 V~ relay outputs, KNX standard, 4 x 17,5 mm modules



01524
Actuator for 2 roller shutters, 16 A 250 V~ relay outputs, KNX standard, 4 x 17,5 mm modules



01521
Actuator with 12 10 A 250 V~ 50/60 Hz relay outputs for fluorescent lamps, KNX standard, 12 x 17,5 mm modules



01525
Actuator for 8 roller shutters, 6 A 230 V~ 50/60 Hz relay outputs, KNX standard, 8 x 17,5 mm modules



01535
Solenoid valve actuator, 6 230 V~ 0,5 A outputs, local control buttons, KNX standard, 4x17,5 mm modules



01536
Actuator, 4 0-10 V or (0)4-20 mA analog-outputs, KNX standard, 4x17,5 mm modules



01526
Dimmer 230 V~ 50/60 Hz for 2x300 W incandescent lamps, 2x300 VA ferromagnetic transformers, 2x300 VA electronic transformers, KNX standard, 4 x 17,5 mm modules

Building automation: Well-contact Plus 

Grey

White

Devices for DIN rail (60715 TH35) installation



01528
Dimmer, 2 inputs for 01530, 2 NO 16 A 250 V~ relay outputs, 2 1-10 V outputs, KNX standard, 4 x 17,5 mm modules



01547.1
IP interface, KNX, 2 x 17,5 mm modules



01542
KNX DALI interface, 4 x 17,5 mm modules



01544
KNX DALI gateway, 8-channel for 16 lamps per channel, 6 x 17,5 mm modules



01540
USB interface, KNX B-type, 2 x 17,5 mm modules



01545
Web server for local and remote control of the KNX system



01500.2
Power supply with Bus 30 Vdc 320 mA output, supply voltage 120-240 V~ 50/60 Hz, with decoupling coil, KNX standard, 4 x 17,5 mm modules



01501.2
Power supply with Bus 30 Vdc 640 mA output, 30 Vdc auxiliary output, supply voltage 120-240 V~ 50/60 Hz, with decoupling coil, KNX standard, 4 x 17,5 mm modules



01831
Power supply unit with 12 Vdc 1250 mA output, supply voltage 100-240 V~ 50/60 Hz, 1,5 x 17,5 mm modules



01504.2
Line coupler, KNX standard, 2 x 17,5 mm modules



Δ 01504.1
Line coupler, KNX standard, 2 x 17,5 mm modules



16887
Safety transformer, 230/12-24 V~ (SELV), 24 VA, 3 x 17,5 mm modules

KNX cable



01890.E
KNX system cable, 2x2x0,8 mm cable, LSZH sheath, CPR Eca class, suitable for I category cables (U₀ = 400 V), green - 100 m



▲ 01890.C
KNX system cable, 2x2x0,8 mm cable, LSZH sheath, CPR Cca s1b d1 a1 class, suitable for I category cables (U₀ = 400 V), green - 100 m

Automation - Control device



16840
Control device with four independent push buttons, KNX standard, visible in darkness, to be completed with half-buttons. Depth: 20 mm



16840.B
Control device with four independent push buttons, KNX standard, visible in darkness, to be completed with half-buttons. Depth: 20 mm

Automation - 1-module interchangeable half-buttons



16841
Four half-buttons without symbol



16841.0
Four half-buttons, O symbol



16841.1
Four half-buttons, I symbol



16841.2
Four half-buttons, IO symbol



16841.B
Four half-buttons without symbol



16841.0.B
Four half-buttons, O symbol



16841.1.B
Four half-buttons, I symbol



16841.2.B
Four half-buttons, IO symbol



16841.3
Four half-buttons, directional arrows symbol



16841.4
Four half-buttons, regulation symbol




16843
Four fixed half-buttons, without symbol



16841.3.B
Four half-buttons, directional arrows symbol



16841.4.B
Four half-buttons, regulation symbol



16843.B
Four fixed half-buttons, without symbol

Building automation: Well-contact Plus 

Grey

White

Automation - 2-module interchangeable half-buttons



16842
Two half-buttons
without symbol



16842.0
Two half-buttons,
O symbol



16842.1
Two half-buttons,
I symbol



16842.2
Two half-buttons,
I O symbol



16842.B
Two half-buttons
without symbol



16842.0.B
Two half-buttons,
O symbol



16842.1.B
Two half-buttons,
I symbol



16842.2.B
Two half-buttons,
I O symbol



16842.3
Two half-buttons,
directional arrows
symbol



16842.4
Two half-buttons,
regulation symbol



16844
Two fixed half-buttons,
without symbol



16842.3.B
Two half-buttons,
directional arrows
symbol



16842.4.B
Two half-buttons,
regulation symbol



16844.B
Two fixed half-buttons,
without symbol

Temperature control



02952
Touch screen thermostat
for ambient temperature
control of 2 independent
zones, KNX standard,
NO 4 A 24 V~ relay output
+ 1 temperature sensor
input + 1 programmable
digital input - 2 modules.
To be installed with
dedicated 16723
mounting frame.
Depth: 38,5 mm



16915
Thermostat for ambient
temperature control of
2 independent zones
(heating and air-condition-
ing), KNX standard, NO
4 A 24 V~ relay output +
1 temperature sensor input
+ 1 programmable input
- 2 modules.
Depth: 36,5 mm



02952.B
Touch screen thermostat
for ambient temperature
control of 2 independent
zones, KNX standard, NO
4 A 24 V~ relay output + 1
temperature sensor input
+ 1 programmable digital
input - 2 modules.
To be installed with
dedicated 16723.B
mounting frame.
Depth: 38,5 mm



16915.B
Thermostat for ambient
temperature control of
2 independent zones
(heating and air-condition-
ing), KNX standard, NO
4 A 24 V~ relay output +
1 temperature sensor input
+ 1 programmable input
- 2 modules.
Depth: 36,5 mm

Brightness and presence sensors



01527
IR presence detector, 360° motion range,
ON/OFF and adjustment of lighting, heating,
air conditioning, ventilation, 1-1000 Lux
adjustable brightness range, KNX standard,
for ceiling installation.
Dimensions: 80x80x45 mm



01527.S
Adapter for 01527 detector
ceiling installation



01529.1
IR presence detector, 360° motion range,
for ON/OFF lighting, 1-1000 Lux
adjustable brightness range, KNX
standard, for ceiling installation.
Dimensions: 91x91x45 mm



01529.1.S
Adapter for 01529.1 detector
ceiling installation



01529
IR presence detector, 360° motion range,
for lightings depending on the brightness,
0-1000 Lux adjustable brightness range,
KNX standard, for ceiling installation



01529.S
Adapter for 01529 detector
ceiling installation



01530
Light sensor for dimmer 01528,
KNX standard, ceiling installation

Building automation: Well-contact Plus 

Grey

White

Temperature control - Linear temperature sensor



02965.1
Wired temperature sensor,
NTC 10 kΩ,
cable length 3 m

Temperature control - Weather station



01546
Weather station, KNX standard,
power supply 12-32 Vdc or
12-24 Vac

Temperature control - Control



16850
Passive infrared
presence detector,
KNX standard
- 2 modules.
Depth: 26 mm



16836
Orientable
support
- 2 modules



16831
Frame for
orientable support
surface mounting



16830
Adaptor for
orientable
support flush
mounting



16850.B
Passive infrared
presence detector,
KNX standard
- 2 modules.
Depth: 26 mm



16836.B
Orientable
support
- 2 modules



16831.B
Frame for
orientable support
surface mounting

Access control - Devices



16927
Transponder card reader for
installation outside rooms, KNX
standard, 2 NO 4 A 24 V~
relay outputs, 2 inputs, power
supply 12-24 V~ 50/60 Hz
and 12-24 Vdc (SELV)
- 3 modules.
Supplied without transponder card.
Depth: 36,5 mm



16923
Transponder card reader with
vertical pocket for installation
inside rooms, KNX standard,
2 NO 4 A 24 V~ relay outputs,
2 inputs, supplementary power
supply 12-24 V~ 50/60 Hz and
12-24 Vdc (SELV)
- 3 modules.
Depth: 36,5 mm



16927.B
Transponder card reader for
installation outside rooms, KNX
standard, 2 NO 4 A 24 V~
relay outputs, 2 inputs, power
supply 12-24 V~ 50/60 Hz
and 12-24 Vdc (SELV)
- 3 modules.
Supplied without transponder card.
Depth: 36,5 mm



16923.B
Transponder card reader with
vertical pocket for installation
inside rooms, KNX standard,
2 NO 4 A 24 V~ relay outputs,
2 inputs, supplementary power
supply 12-24 V~ 50/60 Hz and
12-24 Vdc (SELV)
- 3 modules.
Depth: 36,5 mm



16920
Transponder card reader/programmer,
in 3-module table mounting box



16920.B
Transponder card reader/programmer,
in 3-module table mounting box









01598
Programmable and customizable
transponder card

Reduced module devices





Grey	White
------	-------





1-way switches 250 V~

				
17000 1P 10 AX. Depth: 23 mm	17001 1P 16 AX. Depth: 23 mm	17001.G 1P 16 AX - 2 reduced modules. Depth: 23 mm	17001.L 1P 16 AX, luminous*. Depth: 23 mm	17007 2P 16 AX. Depth: 23 mm

				
17000.B 1P 10 AX. Depth: 23 mm	17001.B 1P 16 AX. Depth: 23 mm	17001.G.B 1P 16 AX - 2 reduced modules. Depth: 23 mm	17001.L.B 1P 16 AX, luminous*. Depth: 23 mm	17007.B 2P 16 AX. Depth: 23 mm

1P 2-way switches 250 V~

			
17002 10 AX. Depth: 23 mm	17003 16 AX. Depth: 23 mm	17003.G 16 AX - 2 reduced modules. Depth: 23 mm	17003.L 16 AX, luminous*. Depth: 23 mm





			
17002.B 10 AX. Depth: 23 mm	17003.B 16 AX. Depth: 23 mm	17003.G.B 16 AX - 2 reduced modules. Depth: 23 mm	17003.L.B 16 AX, luminous*. Depth: 23 mm





1P reversing switches 250 V~


17005 16 AX. Depth: 23 mm


17005.B 16 AX. Depth: 23 mm




1P NO push buttons 250 V~

			
17010 10 A, general symbol. Depth: 23 mm	17010.G 10 A, general symbol - 2 reduced modules. Depth: 23 mm	17010.L 10 A, general symbol, luminous*. Depth: 23 mm	17020 10 A 12-24 V~ (SELV), lightable name-plate - 2 reduced modules. Depth: 23 mm

			
17010.B 10 A, general symbol. Depth: 23 mm	17010.G.B 10 A, general symbol - 2 reduced modules. Depth: 23 mm	17010.L.B 10 A, general symbol, luminous*. Depth: 23 mm	17020.B 10 A 12-24 V~ (SELV), lightable name-plate - 2 reduced modules. Depth: 23 mm

SICURY 2P+E Italian standard socket outlets 250 V~

		
17031 10 A, P11. Depth: 25 mm	17033 Bpresa 16 A P17/11. Depth: 25 mm	17039 16 A, P30 - 2 reduced modules. Depth: 29,5 mm

		
17031.B 10 A, P11. Depth: 25 mm	17033.B Bpresa 16 A P17/11. Depth: 25 mm	17039.B 16 A, P30 - 2 reduced modules. Depth: 29,5 mm


17039.R 16 A P30, for dedicated supply lines, red - 2 reduced modules. Depth: 29,5 mm

Reduced module devices

Grey	White
------	-------

Socket outlets 250 V~ - German standard



17038
SICURY 2P+E 16 A,
German - 2 reduced
modules.
Depth: 29,5 mm



17038.B
SICURY 2P+E 16 A,
German - 2 reduced
modules.
Depth: 29,5 mm

Socket outlets 250 V~ - French standard



17042
SICURY 2P+E 16 A,
French - 2 reduced
modules.
Depth: 26,5 mm



17042.B
SICURY 2P+E 16 A,
French - 2 reduced
modules.
Depth: 26,5 mm

Socket outlets 250 V~ - Euro-American standard



17044
2P 15 A
Euro-American
ø 4,8 mm.
Depth: 28,5 mm



17044.B
2P 15 A
Euro-American
ø 4,8 mm.
Depth: 28,5 mm

Coaxial TV-RD-SAT 5-2400 MHz socket outlets (output male and female)



17066.01
Single
connection
1 dB.
Depth:
26 mm



17066.10
Through-line
10 dB.
Depth:
26 mm



17066.01.B
Single
connection
1 dB.
Depth:
26 mm



17066.10.B
Through-line
10 dB.
Depth:
26 mm

Coaxial TV-RD-SAT 5-2400 MHz socket outlets, demix (2 outputs: male and F-type female)



17067.01
Single-connection
1 dB - 2 reduced
modules.
Depth: 22,1 mm



17067.10
Through-line 10 dB
- 2 reduced modules.
Depth: 22,1 mm



17067.01.B
Single-connection
1 dB - 2 reduced
modules.
Depth: 22,1 mm



17067.10.B
Through-line 10 dB
- 2 reduced modules.
Depth: 22,1 mm

Classica cover plates

Die-cast metal



01 White



10 Ivory



11 Black



21 Metallized silver



22 Metallized bronze



23 Metallized anthracite



24 Metallized titanium



31 Black chrome



32 Polished gold



33 Matt gold



34 Brushed nickel



36 Chrome



37 Antique brass



46 Slate grey

Natural wood



51 Maple



55 Walnut



56 Wengé

Technopolymer



01 Bright white



04 Idea white



15 Graphite grey



16 Black

Silk



04 Idea white



15 Graphite



16 Black

Rondò cover plates

Die-cast metal



01 White



10 Ivory



11 Black



21 Metallized silver



22 Metallized bronze



23 Metallized anthracite



31 Black chrome



32 Polished gold



33 Matt gold



34 Brushed nickel



36 Chrome



37 Antique brass



46 Slate grey

Natural wood



53 Cherry



55 Walnut



57 Teak

Technopolymer



01 Bright white



04 Idea white



15 Graphite grey



16 Black

Silk



04 Idea white






























15 Graphite











16 Black

Cover plates guideline
















		1- or 2-reduced module		3-module		4-module		5-module	
									
		Classica	Rondò	Classica	Rondò	Classica	Rondò	Classica	Rondò
Metal									
	White	17092.01	17093.01	16733.01	16753.01	16734.01	16754.01	-	-
	Ivory	17092.10	17093.10	16733.10	16753.10	16734.10	16754.10	-	-
	Black	17092.11	17093.11	16733.11	16753.11	16734.11	16754.11	-	-
	Metallized silver	17092.21	17093.21	16733.21	16753.21	16734.21	16754.21	-	-
	Metallized bronze	17092.22	17093.22	16733.22	16753.22	16734.22	16754.22	-	-
	Metallized anthracite	17092.23	17093.23	16733.23	16753.23	16734.23	16754.23	-	-
	Metallized titanium	17092.24	-	16733.24	-	16734.24	-	-	-
	Black chrome	17092.31	17093.31	16733.31	16753.31	16734.31	16754.31	-	-
	Polished gold	17092.32	17093.32	16733.32	16753.32	16734.32	16754.32	-	-
	Matt gold	17092.33	17093.33	16733.33	16753.33	16734.33	16754.33	-	-
	Brushed nickel	17092.34	17093.34	16733.34	16753.34	16734.34	16754.34	-	-
	Chrome	17092.36	17093.36	16733.36	16753.36	16734.36	16754.36	-	-
	Antique brass	17092.37	17093.37	16733.37	16753.37	16734.37	16754.37	-	-
	Slate grey	17092.46	17093.46	16733.46	16753.46	16734.46	16754.46	-	-
Natural wood									
	Maple	17092.51	-	16733.51	-	16734.51	-	-	-
	Cherry	-	17093.53	-	16753.53	-	16754.53	-	-
	Walnut	17092.55	17093.55	16733.55	16753.55	16734.55	16754.55	-	-
	Wengé	17092.56	-	16733.56	-	16734.56	-	-	-
	Teak	-	17093.57	-	16753.57	-	16754.57	-	-

Cover plates guideline






6-module		12-module	18-module	Panel mounting 1-module		Panel mounting 2-module	
							
Classica	Rondò	Classica	Classica	Classica	Rondò	Classica	Rondò
16736.01	16756.01	-	-	16781.01	16783.01	16782.01	16784.01
16736.10	16756.10	-	-	16781.10	16783.10	16782.10	16784.10
16736.11	16756.11	-	-	16781.11	16783.11	16782.11	16784.11
16736.21	16756.21	-	-	16781.21	16783.21	16782.21	16784.21
16736.22	16756.22	-	-	-	Δ 16783.22	Δ 16782.22	Δ 16784.22
16736.23	16756.23	-	-	-	Δ 16783.23	Δ 16782.23	Δ 16784.23
16736.24	-	-	-	-	-	Δ 16782.24	-
16736.31	16756.31	-	-	16781.31	16783.31	16782.31	16784.31
16736.32	16756.32	-	-	16781.32	16783.32	16782.32	16784.32
16736.33	16756.33	-	-	Δ 16781.33	Δ 16783.33	Δ 16782.33	16784.33
16736.34	16756.34	-	-	16781.34	16783.34	16782.34	16784.34
16736.36	16756.36	-	-	16781.36	16783.36	16782.36	16784.36
16736.37	16756.37	-	-	-	-	-	-
16736.46	16756.46	-	-	-	Δ 16783.46	Δ 16782.46	Δ 16784.46
16736.51	-	-	-	-	-	-	-
-	16756.53	-	-	-	-	-	-
16736.55	16756.55	-	-	-	-	-	-
16736.56	-	-	-	-	-	-	-
-	16756.57	-	-	-	-	-	-

Δ Available until stocks last









Cover plates guideline

		1- or 2-reduced module		3-module		4-module		5-module	
									
		Classica	Rondò	Classica	Rondò	Classica	Rondò	Classica	Rondò
Technopolymer									
	Bright white	17097.01	17098.01	16743.01	16763.01	16744.01	16764.01	16745.01	16765.01
	Idea white	17097.04	17098.04	16743.04	16763.04	16744.04	16764.04	16745.04	16765.04
	Graphite grey	17097.15	17098.15	16743.15	16763.15	16744.15	16764.15	16745.15	16765.15
	Black	17097.16	17098.16	16743.16	16763.16	16744.16	16764.16	16745.16	16765.16
Silk									
	Idea white	17097.D.04	17098.D.04	16743.D.04	16763.D.04	16744.D.04	16764.D.04	16745.D.04	16765.D.04
	Graphite	17097.D.15	17098.D.15	16743.D.15	16763.D.15	16744.D.15	16764.D.15	16745.D.15	16765.D.15
	Black	17097.D.16	17098.D.16	16743.D.16	16763.D.16	16744.D.16	16764.D.16	16745.D.16	16765.D.16











12- and 18-module cover plates

Technopolymer									
	White	-	-	-	-	-	-	-	-
	Idea white	-	-	-	-	-	-	-	-
	Idea gey	-	-	-	-	-	-	-	-
	Black	-	-	-	-	-	-	-	-
	Metallized anthracite	-	-	-	-	-	-	-	-







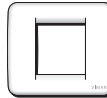




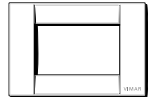
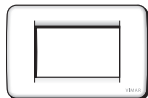


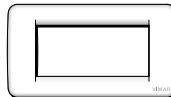



Cover plates guideline

6-module		12-module	18-module	Panel mounting 1-module		Panel mounting 2-module	
							
Classica	Rondò	Classica	Classica	Classica	Rondò	Classica	Rondò
16746.01	16766.01	-	-	16786.01	-	16787.01	-
16746.04	16766.04	-	-	16786.04	-	16787.04	-
16746.15	16766.15	-	-	16786.15	-	16787.15	-
16746.16	16766.16	-	-	16786.16	-	16787.16	-
16746.D.04	16766.D.04	-	-	-	-	-	-
16746.D.15	16766.D.15	-	-	-	-	-	-
16746.D.16	16766.D.16	-	-	-	-	-	-
-	-	16748.01	16749.01	-	-	-	-
-	-	16748.04	16749.04	-	-	-	-
-	-	16748.14	16749.14	-	-	-	-
-	-	16748.16	16749.16	-	-	-	-
-	-	16748.V23	16749.V23	-	-	-	-

Type of mounting

Module	Box	
1 and 2 reduced modules for \varnothing 60 mm and 56x56 mm mounting box	<p>Flush mounting</p>  <p>V71001 For masonry GW 650 °C, light blue V71001.AU GW 960 °C, black</p>  <p>V71701 For hollow walls, for frame without claws, GW 850 °C, light blue</p>	<p>Surface mounting</p>  <p>09971.A 43,5 mm deep, RAL 9001 ivory 09971.01: white</p>
	<p>Flush mounting</p>  <p>V71303 For masonry GW 650 °C, light blue V71303.AU GW 960 °C, black</p>  <p>V71703 For hollow walls GW 850 °C, light blue</p>	<p>Surface mounting</p>  <p>09975.A 43,5 mm deep, RAL 9001 ivory 09975.01: white</p>  <p>09976.04 30 mm deep, Idea white 09976.14: Idea grey</p>
2 and 3	<p>Flush mounting</p>  <p>V71304 For masonry GW 650 °C, light blue V71304.AU GW 960 °C, black</p>  <p>V71704 For hollow walls GW 850 °C, light blue</p>	
4	<p>Flush mounting</p>  <p>V71305 For masonry GW 650 °C, light blue V71305.AU GW 960 °C, black</p>	
5	<p>Flush mounting</p>	





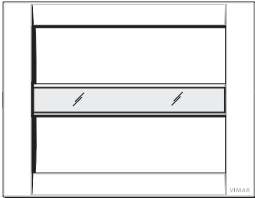








Type of mounting

Frame	Cover plate
<div style="display: flex; justify-content: space-around;"> <div style="text-align: center;">  <p>17080 1-module, with claws, smooth front, grey 17080.B As above, white</p> </div> <div style="text-align: center;">  <p>17081 1-module, with claws, grooved front, grey 17081.B As above, white</p> </div> <div style="text-align: center;">  <p>17082 2 reduced modules, with claws</p> </div> </div> <div style="display: flex; justify-content: space-around; margin-top: 20px;"> <div style="text-align: center;">  <p>17086 1-module, without screws, smooth front, grey 17086.B As above, white</p> </div> <div style="text-align: center;">  <p>17087 2 reduced modules, without screws</p> </div> </div>	<div style="margin-bottom: 20px;"> <p>Classica</p>  <p>17092... 17097... 17097.D... 1 or 2 reduced modules. Dimensions: 88x80x9 mm</p> </div> <div> <p>Rondò</p>  <p>17093... 17098... 17098.D... 1 or 2 reduced modules. Dimensions: 91x80x9 mm</p> </div>
<div style="display: flex; justify-content: space-around;"> <div style="text-align: center;">  <p>16722/16722.L 2-module, without screws, grooved/smooth front, grey 16722.B/16722.L.B As above, white</p> </div> <div style="text-align: center;">  <p>16813.Q 3-module, with screws, IP55, grey (only for metal, techopolymer and Silk Classica cover plate) 16813.Q.B As above, white</p> </div> </div> <div style="display: flex; justify-content: space-around; margin-top: 20px;"> <div style="text-align: center;">  <p>16713 3-module, with screws</p> </div> <div style="text-align: center;">  <p>16723 3-module, with screws, to use for installation of Arké devices, grey 16723.B As above, white</p> </div> </div>	<div style="margin-bottom: 20px;"> <p>Classica</p>  <p>16733... 16743... 16743.D... 3 modules. Dimensions: 120x82x9 mm</p> </div> <div> <p>Rondò</p>  <p>16753... 16763... 16763.D... 3 modules. Dimensions: 123x82x9 mm</p> </div>
<div style="text-align: center; margin-bottom: 20px;">  <p>16714 4-module, with screws</p> </div>	<div style="margin-bottom: 20px;"> <p>Classica</p>  <p>16734... 16744... 16744.D... 4 modules. Dimensions: 145x82x9 mm</p> </div> <div> <p>Rondò</p>  <p>16754... 16764... 16764.D... 4 modules. Dimensions: 148x82x9 mm</p> </div>
<div style="text-align: center; margin-bottom: 20px;">  <p>16715 5-module, with screws</p> </div>	<div style="margin-bottom: 20px;"> <p>Classica</p>  <p>16745... 16745.D... 5 modules. Dimensions: 170x82x9 mm</p> </div> <div> <p>Rondò</p>  <p>16765... 16765.D... 5 modules. Dimensions: 173x82x9 mm</p> </div>

Type of mounting

Module	Box
6	<div style="display: flex; justify-content: space-between;"> <div style="width: 60%;"> <p>Flush mounting</p> <div style="display: flex; justify-content: space-around;"> <div style="text-align: center;">  <p>V71306 For masonry GW 650 °C, light blue V71306.AU GW 960 °C, black</p> </div> <div style="text-align: center;">  <p>V71706 For hollow walls GW 850 °C, light blue</p> </div> </div> </div> <div style="width: 35%;"> <p>Table mounting</p> <div style="text-align: center;">  <p>16806 6 modules, grey 16806.B As above, white</p> </div> </div> </div>
12	<div style="display: flex; justify-content: space-between;"> <div style="width: 60%;"> <p>Flush mounting</p> <div style="display: flex; justify-content: space-around;"> <div style="text-align: center;">  <p>V71320 For masonry GW 650 °C, light blue</p> </div> <div style="text-align: center;">  <p>V71720 For hollow walls GW 850 °C, light blue</p> </div> </div> </div> <div style="width: 35%;"> <p>Surface mounting</p> <div style="text-align: center;">  <p>Δ 09920.04: Idea white Δ 09920.14: Idea grey</p> </div> </div> </div>
18	<div style="display: flex; justify-content: space-between;"> <div style="width: 60%;"> <p>Flush mounting</p> <div style="text-align: center;">  <p>V71321 For masonry GW 650 °C, light blue</p> </div> </div> <div style="width: 35%;"> <p>Surface mounting</p> <div style="text-align: center;">  <p>Δ 09921.04: Idea white Δ 09921.14: Idea grey</p> </div> </div> </div>
1	<p>Panel mounting</p> <div style="text-align: center;">  <p>16776.AU GW 960 °C</p> </div>
2	<p>Panel mounting</p> <div style="text-align: center;">  <p>16776.AU x 2 GW 960 °C</p> </div>

Type of mounting

Frame	Cover plate
 <p>16716 6-module, with screws</p>	<p>Classica</p>  <p>16736... 16746... 16746.D... 6 modules. Dimensions: 195x82x9 mm</p> <p>Rondò</p>  <p>16756... 16766... 16766.D... 6 modules. Dimensions: 198x82x9 mm</p>
 <p>16718 12-module, with screws</p>	<p>Classica</p>  <p>16748... 12 modules, with signalling tags. Dimensions: 206x150x11 mm</p>
 <p>16719 18-module, with screws</p>	<p>Classica</p>  <p>16749... 18 modules, with signalling tags. Dimensions: 206x222x11 mm</p>
 <p>16771 1 module</p>	<p>Classica</p>  <p>16781... 16786... 1 module (metal and technopolymer). Dimensions: 40x80x9 mm</p> <p>Rondò</p>  <p>16783... 1 module (metal only). Dimensions: 41x85x9 mm</p>
 <p>16772 2 modules</p>	<p>Classica</p>  <p>16782... 16787... 2 modules (metal and technopolymer). Dimensions: 40x136x9 mm</p> <p>Rondò</p>  <p>16784... 2 modules (metal only). Dimensions: 41x141x9 mm</p>

Customization

Devices and cover plates customization

Vimar laser technology allows the reproduction of any name, logotype or trademark, with absolute precision and indelebility, even for small quantities.

Information

- all devices, buttons and cover plates are customized depending on conditions described below;
- the following finishings of cover plates are not customizable: **Die-cast metal: antique brass (.37), 12-and 18-module cover plates: 16748.V23 and 16749.V23;**
- **Wooden cover plate** customization: prices and quantities agreed with the commercial networks.
- for button engravings, make sure that the desired symbol or label is not already included in the table 'Standard symbols and wordings' below; if so, simply indicate the corresponding code in addition to the article code in your order.
- the customization is not visible in darkness.

Laser customization advantages

- indelible engraving that does not deteriorate over time;
- high-precision reproduction even of very fine lines and complex images;
- service available even for minimal quantities;
- possibility of ordering the same customization at different times with identical results.

The few limits of technology

- it is not possible to reproduce coloured images.

What to supply

- a printout of the image to be reproduced, in black-and-white line drawing scaled 2 or 3 times larger than the finished size;
- an image in EPS, TIFF or JPEG format of the subject to be reproduced.

Things to avoid

- do not provide photocopies;
- do not fax the image to be reproduced, because the low definition of the fax makes it impossible to reproduce the customization with the high quality of laser system.

How to proceed

- enclose (without paper clips, staples or adhesive tape) or send the image to be reproduced;
- deliver all the documentation to your area wholesaler/distributor, who will then forward it to Vimar.

Estimated lead times for devices and cover plates

- 10 working days for the sample;
- 10 working days from confirmation for completed order.

Example of customized cover plate

Classica cover plates




Example of customized switches with luminous indicator

Idea with grey switches



16080.C 16080.P 16021

Idea with white switches



16080.PB 16080.C.B 16021.B

Example of customizable buttons and switches



Customized switches with symbols **not visible** in darkness



Interchangeable buttons for By-me devices, customized with symbols **not visible** in darkness



Interchangeable buttons for KNX devices, customized with symbols **not visible** in darkness

Smart card customization

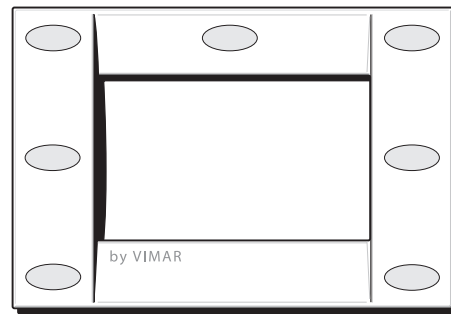
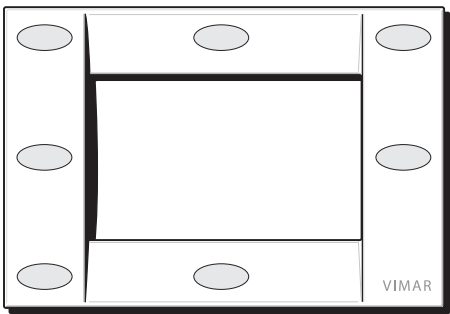
The rear of the card can be customised on request, by providing a digital image of the subject in eps, tiff or jpg format.



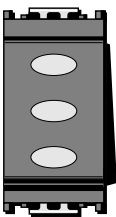
Customization

Cover plate customization positions and instructions

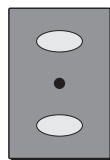
Only for die-cast metal cover plates



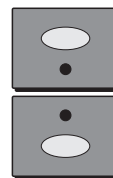
Buttons and switches customization positions and instructions



Standard switches.
Customization
not visible in
darkness.



By-me buttons.
Customization
not visible in
darkness.



KNX buttons.
Customization
not visible in
darkness.

Standard symbols and wordings (♦ symbols on catalogue devices)

♦S16.001	S16.002	S16.003	S16.004	S16.011	♦S16.029	S16.030	S16.031	S16.032	S16.033	S16.034	S16.035	S16.036	S16.037	S16.038	♦S16.039	♦S16.040		
							ON	OFF										
S16.047	♦S16.049	S16.050	S16.051	S16.052	♦S16.053	♦S16.054	♦S16.055	♦S16.056	♦S16.057	♦S16.058	♦S16.059	♦S16.060	S16.061	S16.062	S16.063	S16.064		
S16.065	S16.066	S16.067	S16.068	S16.069	S16.070	S16.071	S16.072	♦S16.073	♦S16.074	S16.075	S16.076	S16.077	S16.078	S16.113	S16.114	S16.115		
S16.116	♦S16.117	S16.125	S16.126	S16.127	S16.152	S16.164	S16.170	S16.171	S16.172	S16.173	S16.174	S16.175	S16.176	S16.177	S16.178	S16.179		
4	5	6	7	8	9	make up room	do not disturb	light	open	close	alarm	come in	back	stairs	bathroom	cellar		
S16.180	S16.181	S16.182	S16.183	S16.184	S16.185	S16.186	S16.187	S16.188.EN	S16.189.EN	S16.190.EN	S16.191.EN	S16.192.EN	S16.193.EN	S16.194.EN	S16.195.EN	S16.196.EN		
storeroom	attic	terrace	outside	garden	garage	general												
S16.197.EN	S16.198.EN	S16.199.EN	S16.200.EN	S16.201.EN	S16.202	S16.203.EN	S16.205	S16.206	S16.207	S16.208	S16.209							

Flush mounting boxes and accessories from page 72

Surface mounting boxes from page 77

Isolet: IP40 and IP55 surface mounting boxes from page 79

Table mounting boxes from page 80

Flush mounting junction boxes and accessories from page 81

Surface mounting junction boxes from page 89

Flush mounting consumer units and accessories from page 93

Idea flush mounting consumer units and accessories from page 97

Consumer units, surface mounting covers and accessories from page 99

Flush mounting boxes

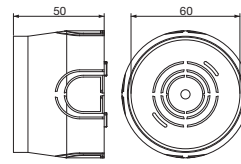
Flush mounting boxes for masonry



V71001
Round \varnothing 60 mm
(GW 650 °C), light blue



V71001.AU
Round \varnothing 60 mm
(GW 960 °C), black



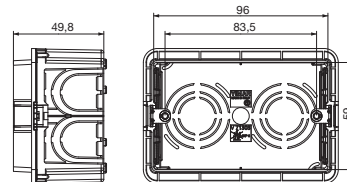
V71001, V71001.AU



V71303
(GW 650 °C), light blue
- 3 modules



V71303.AU
(GW 960 °C), black
- 3 modules



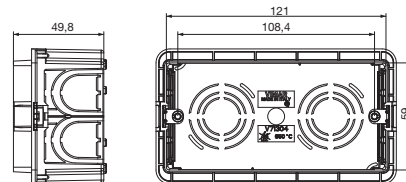
V71303, V71303.AU



V71304
(GW 650 °C), light blue
- 4 modules



V71304.AU
(GW 960 °C), black
- 4 modules



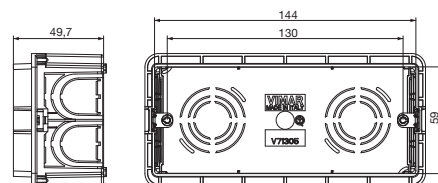
V71304, V71304.AU



V71305
(GW 650 °C), light blue
- 5 modules



V71305.AU
(GW 960 °C), black
- 5 modules



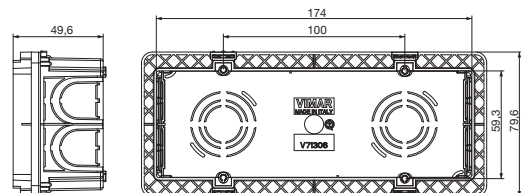
V71305, V71305.AU



V71306
(GW 650 °C), light blue
- 6/7 modules



V71306.AU
(GW 960 °C), black
- 6/7 modules



V71306, V71306.AU




Dividing screen to realize modular and electrically separated compartments



Knockouts on all sides to accommodate differently sized conduits

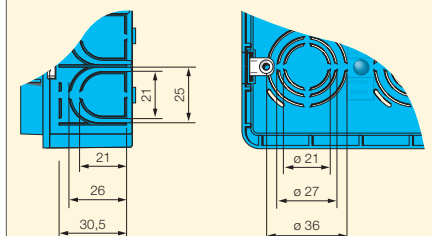


Precise back to back positioning, thanks to marking and stopping pins



Knockouts fixed to the box in two points only

Cable entry dimensions



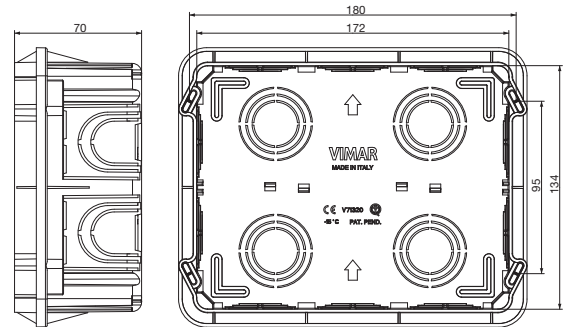
BOXES and CONSUMER UNITS

Flush mounting boxes

Flush mounting boxes for masonry



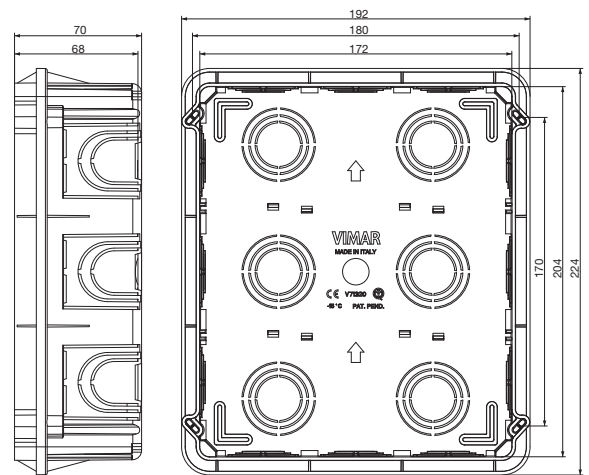
V71320
(GW 650 °C), light blue
- 12/14 modules



V71320



V71321
(GW 650 °C), light blue
- 18/21 modules



V71321

Antimortar protective covers for flush mounting masonry boxes



V71011
Cover for V71001 and
V71001.AU, yellow



V71323
Cover for V71303 and
V71303.AU, yellow



V71324
Cover for V71304 and
V71304.AU, yellow



V71325
Cover for V71305 and
V71305.AU, yellow



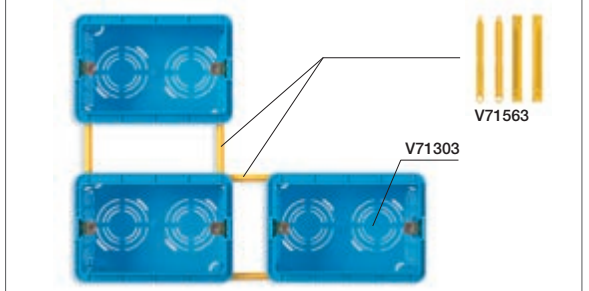
V71326
Cover for V71306 and
V71306.AU, yellow

Accessories for flush mounting masonry boxes



V71563
Coupling joints for both horizontal and
vertical compositions in flush-mounting
boxes V71303, V71304, V71305,
V71306. Length 58,2 mm, yellow

Side-by-side installation with V71563 joint plate

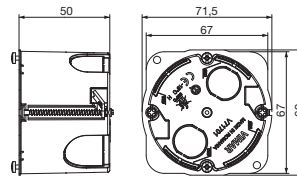


Flush mounting boxes

Flush mounting boxes for hollow walls



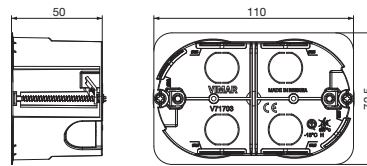
V71701
Round \varnothing 60 mm (GW 850 °C),
light blue, suitable only for
mounting frames without claws



V71701



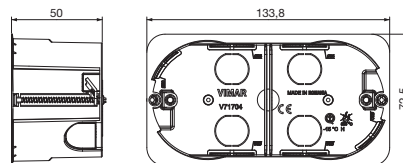
V71703
(GW 850 °C), light blue
- 3 modules



V71703



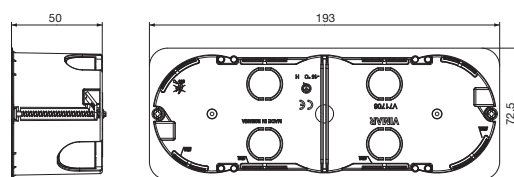
V71704
(GW 850 °C), light blue
- 4 modules



V71704



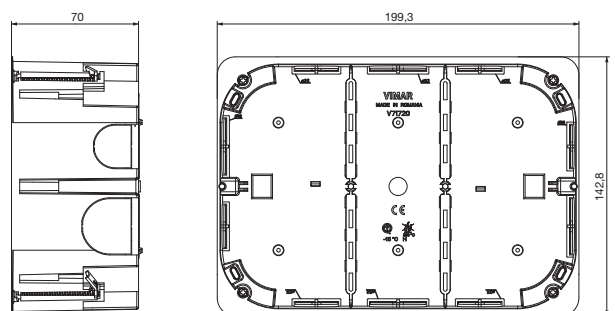
V71706
(GW 850 °C), light blue
- 6/7 modules



V71706



V71720
Multifunction (GW 850 °C), light blue.
Casing for ordinary use (GP)
- 12/14 modules



V71720

Flush mounting boxes

Multifunction accessories for hollow walls flush mounting boxes




V71571
Support for installing boxes V71701 on light walls inside the wall, yellow:
• centring template;
• coupling joint for mounting boxes in horizontal and vertical banks



V71573
Support for installing boxes V71703 on light walls inside the wall, yellow:
• centring template;
• coupling joint for mounting boxes in horizontal and vertical banks



V71574
Support for installing boxes V71704 on light walls inside the wall, yellow:
• centring template;
• coupling joint for mounting boxes in horizontal and vertical banks



1. and 2. Use the **V71573** accessory as a template for a precise drilling.
3. Remove with a cutter or scissors the central grid. The accessory can also be used as a tie.
4. When box positioned, fix it to the hollow wall with screws for plasterboard.
5. The result is a flush profile.

Accessories for flush mounting masonry and hollow wall boxes



V71550
Dividing screen for boxes V71303..., V71304..., V71305..., V71306..., V71703, V71704, V71706, yellow



V71551
Horizontal dividing screen for boxes V71320, V71321, V71620, V71720, 09920..., 09921..., yellow. Allows to realize electrically separated compartments inside the box

Covers for flush mounting masonry and hollow wall boxes



O2645
Round, \varnothing 76 mm, with claws for \varnothing 55-70 mm boxes, urea resin, white



O2646
Round, \varnothing 94 mm with claws for \varnothing 75-85 mm boxes, urea resin, white



O2647
Square, 82x82 mm, with claws for \varnothing 55-70 mm boxes, urea resin, white



O2648
Square, 101x101 mm with claws for \varnothing 75-85 mm boxes, urea resin, white



O2653
Rectangular, with screws for V71303... boxes, urea resin, white. Fixing centres at 83,5 mm



V71630
Rectangular, with screws for V71320 and V71720 boxes, white

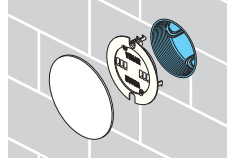
Flush mounting boxes

Flush-to-wall covers for flush mounting masonry and hollow wall boxes

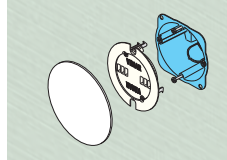


▲V71632
Flush-to-wall cover for 2-module boxes, white

Fixing method




Masonry walls.
The box mounting frame is fastened **using claws**, while the cover snaps into the mounting frame without leaving any screws visible.




Hollow walls.
The box mounting frame is fastened **using screws**, while the cover snaps into the mounting frame without leaving any screws visible.

Flush-to-wall covers for flush mounting masonry and hollow wall boxes




▲V71633
Flush-to-wall cover for 3-module boxes, white



▲V71634
Flush-to-wall cover for 4-module boxes, white

Flush-to-wall cover: installation on flush mounting boxes

Compatibility.
Can be installed on flush-mounting masonry and hollow wall boxes.

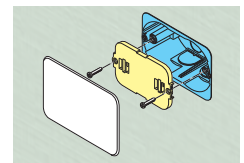
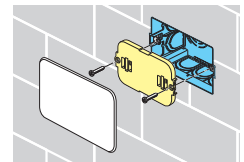


Reversible mounting frame.
The mounting frame can be installed on both sides, depending on the box installation depth.

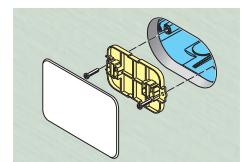
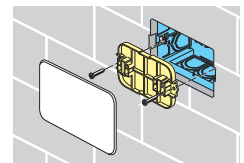
Cover.
The cover is installed on the mounting frame using a snap-on system, which ensures that the installation is solid, with optimal aesthetic performance as there are no screws.

Maximum aesthetic performance.
As the cover protrudes very little, can be painted and has a smooth surface, it is invisible even when installed in full view.

Installation with standard box depth



Installation with increased box depth



BOXES and CONSUMER UNITS

Surface mounting boxes

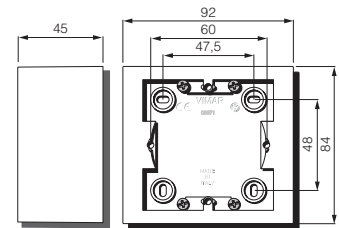
Surface mounting boxes



09971.A
Square, for 1- or 2-reduced-module
Idea, RAL 9001 ivory. Idea series:
suitable for Classica cover plate only



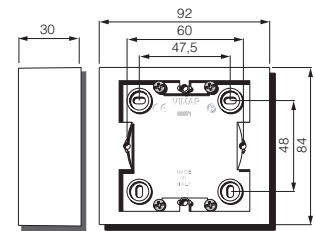
09971.01
Square, for 1- or 2-reduced-module
Idea, white. Idea series: suitable for
Classica cover plate only



09971...



09972.01
Square, for 1- or 2-reduced-module
Idea, white



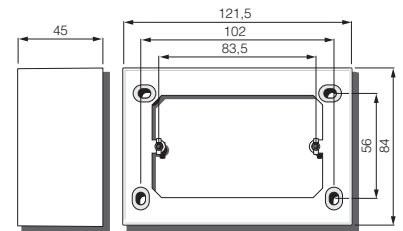
09972...



09975.A
Rectangular, for 3-module,
RAL 9001 ivory. Idea: suitable
only for Classica cover plates



09975.01
Rectangular, for 3-module,
white. Idea: suitable only for
Classica cover plates



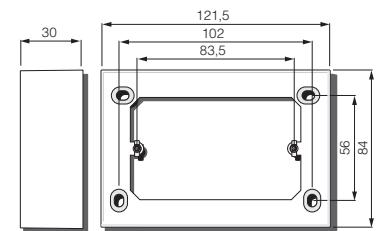
09975...



09976.04
Rectangular, for 3-module,
Idea white. Idea: suitable only
for Classica cover plates



09976.14
Rectangular, for 3-module,
Idea grey. Idea: suitable only
for Classica cover plates



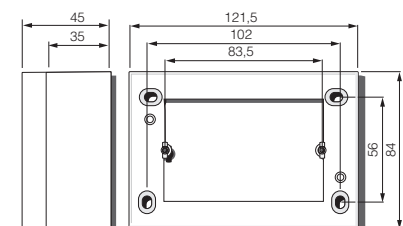
09976...



09983
Rectangular, for 3-module,
grey



09983.01
Rectangular, for 3-module,
white



09983...

BOXES and CONSUMER UNITS

Flush mounting boxes

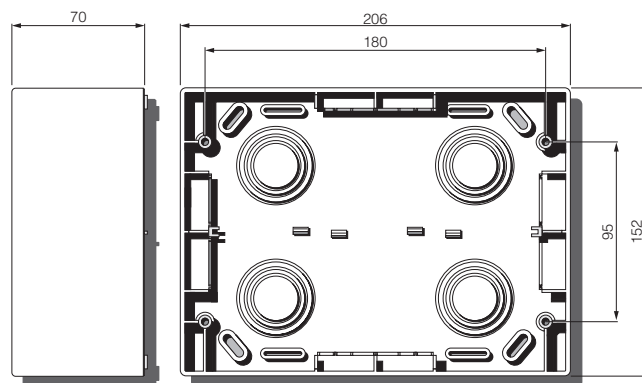
Surface mounting boxes



09920.01
Rectangular, for 12-(6+6)-module,
white



Δ 09920.04
Rectangular, for 12-(6+6)-module,
Idea white



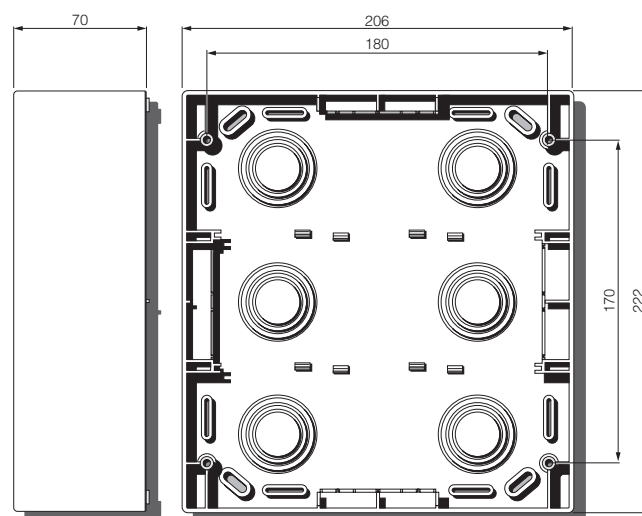
09920...



09921.01
Rectangular, for 18-(6+6+6)-module,
white



Δ 09921.04
Rectangular, for 18-(6+6+6)-module,
Idea white



09921.01

BOXES and CONSUMER UNITS

Isoset: IP40 and IP55 surface mounting boxes

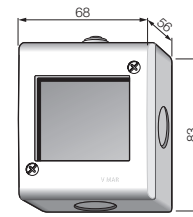
Isoset IP40 boxes



13023
2-module,
RAL 7035 grey



13023.A
2-module,
avorio



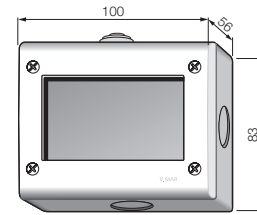
13023, 13023.A



13033
3-module,
RAL 7035 grey



Δ 13033.A
3-module,
ivory



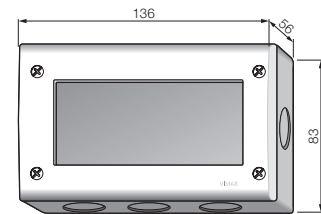
13033, 13033.A



13045
4-module,
RAL 7035 grey



Δ 13045.A
4-module,
ivory

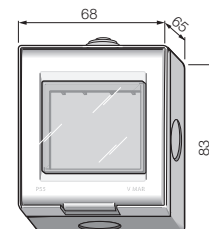


13045, 13045.A

Isoset IP55 boxes



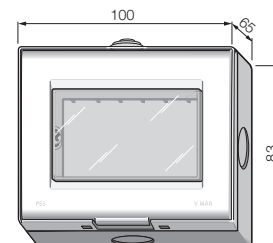
13523
2-module,
RAL 7035 grey



13523



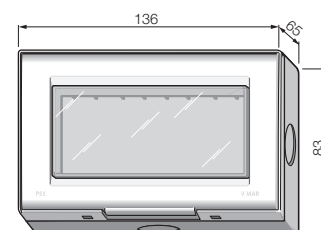
13533
3-module,
RAL 7035 grey



13533



13545
4-module,
RAL 7035 grey



13545

BOXES and CONSUMER UNITS



Isoset: IP55 surface mounting covers • Table mounting boxes

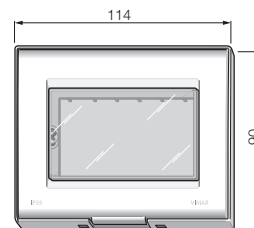
Isoset IP55 covers



13733.Q
3-module,
RAL 7035 grey



13733.Q.A
3-module,
RAL 9001 ivory



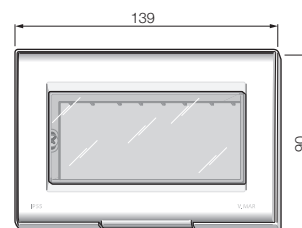
13733...



13745.Q
4-module,
RAL 7035 grey



13745.Q.A
4-module,
RAL 9001 ivory



13745...

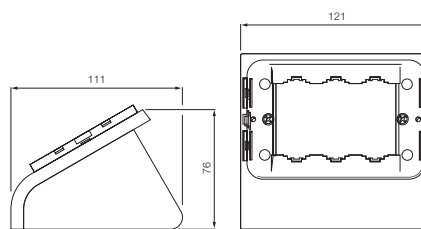
Table mounting boxes, only for Idea Classica cover plate



16803
3-module,
grey



16803.B
3-module,
white



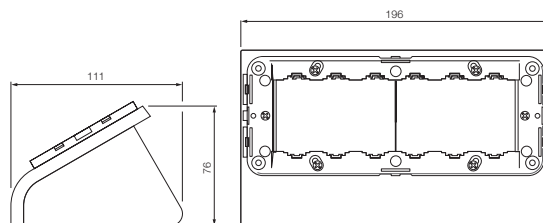
16803...



16806
6-module,
grey



16806.B
6-module,
white



16806...

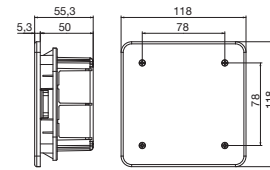
BOXES and CONSUMER UNITS

Flush mounting junction boxes

Flush-mounting masonry wall junction boxes



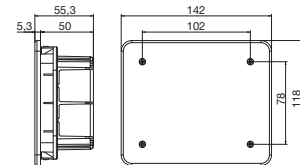
V70001
With white cover, antimortar cover and fixing screws. Box dimensions: 92x92x50 mm



V70001



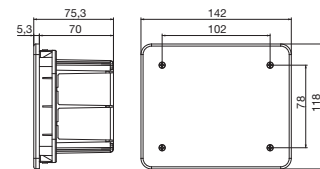
V70002
With white cover, antimortar cover and fixing screws. Box dimensions: 116x92x50 mm



V70002



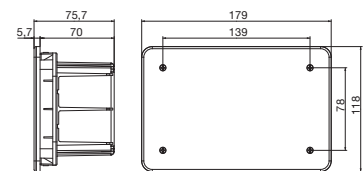
V70003
With white cover, antimortar cover and fixing screws. Box dimensions: 116x92x70 mm



V70003



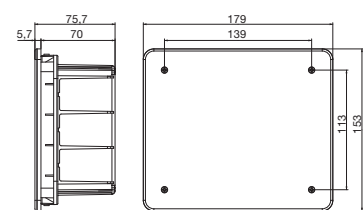
V70004
With white cover, antimortar cover and fixing screws. Box dimensions: 154x92x70 mm



V70004



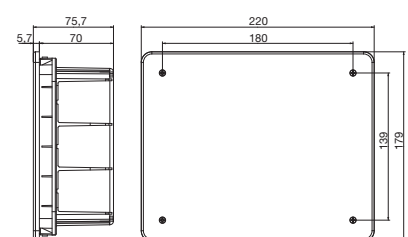
V70005
With white cover, antimortar cover and fixing screws. Box dimensions: 154x128x70 mm



V70005



V70006
With white cover, antimortar cover and fixing screws. Box dimensions: 195x154x70 mm
Dissipated power: 13 W



V70006

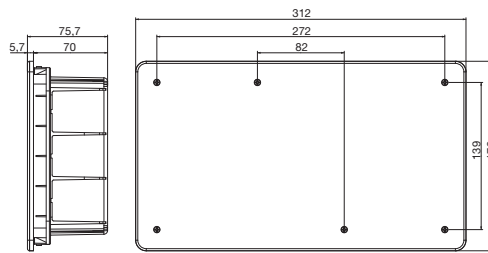
Flush mounting junction boxes

Flush-mounting masonry wall junction boxes



V70007

With white cover, antimortar cover and fixing screws. Box dimensions: 287x154x70 mm
Dissipated power: 24 W

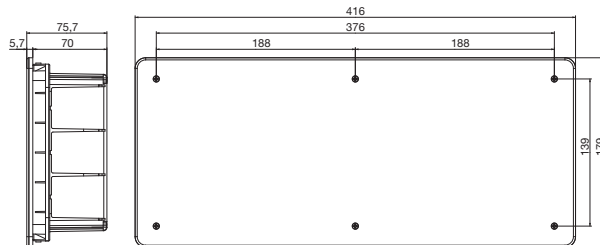


V70007



V70008

With white cover, antimortar cover and fixing screws. Box dimensions: 391x154x70 mm
Dissipated power: 30 W

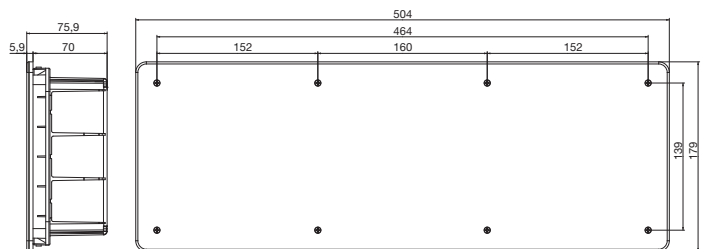


V70008



V70009

With white cover, antimortar cover and fixing screws. Box dimensions: 479x154x70 mm
Dissipated power: 33 W

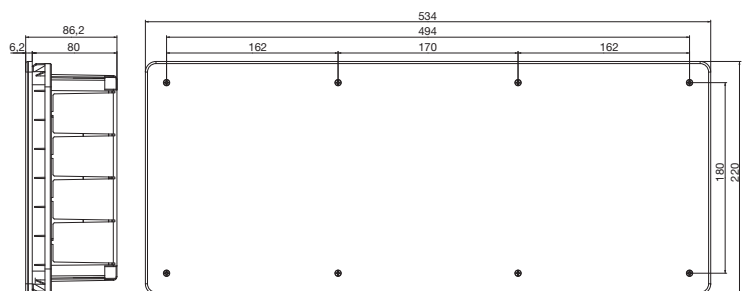


V70009



V70010

With white cover, antimortar cover and fixing screws. Box dimensions: 515x201x80 mm
Dissipated power: 54 W



V70010

BOXES and CONSUMER UNITS


Flush mounting junction boxes

Flush-mounting masonry wall junction boxes



V70011

With white cover, antimortar cover and fixing screws.
Box dimensions: 515x292x80 mm, 5 dividing screens supplied.
Dissipated power: 64 W

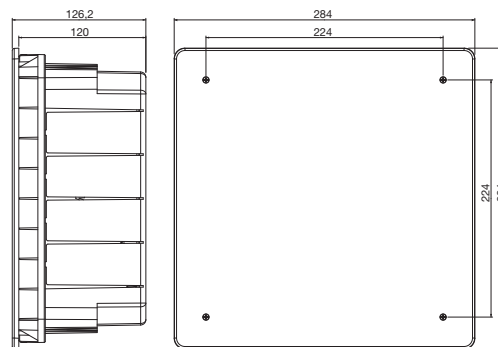


V70011



V70207

With white cover, antimortar cover and fixing screws.
Box dimensions: 248x248x120 mm, 1 dividing screens supplied.
Dissipated power: 26 W

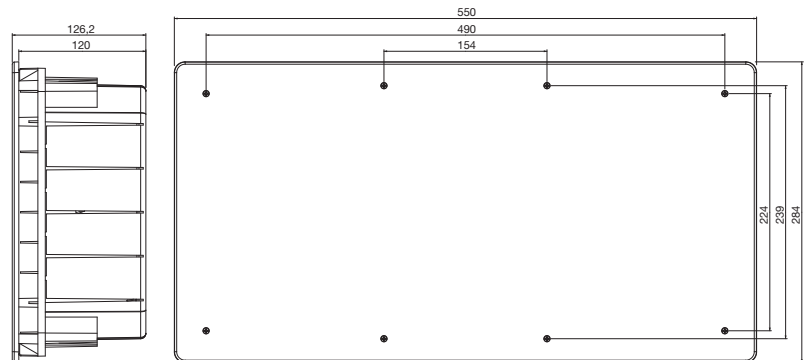


V70207



V70211

With white cover, antimortar cover and fixing screws.
Box dimensions: 515x248x120 mm, 4 dividing screens supplied.
Dissipated power: 69 W



V70211

BOXES and CONSUMER UNITS



Flush mounting junction boxes

Highly shock resistant cover 20 J for masonry wall boxes



V70101
Cover for V70001



V70102
Cover for V70002
and V70003



V70104
Cover for V70004



V70105
Cover for V70005



V70106
Cover for V70006



V70107
Cover for V70007



V70108
Cover for V70008



V70109
Cover for V70009



V70110
Cover for V70010



V70111
Cover for V70011



V70311
Cover for V70211



V70307
Cover for V70207

BOXES and CONSUMER UNITS

Flush mounting junction boxes

IP55 covers for masonry wall boxes



▲V72105
Cover for V70005



▲V72106
Cover for V70006



▲V72107
Cover for V70007

IP55 covers: with gasket for installation where there is dust, humidity or water.



Accessories for masonry wall boxes



V70181
Dividing screen for V70006, V70007, V70008, V70009, V70010, yellow



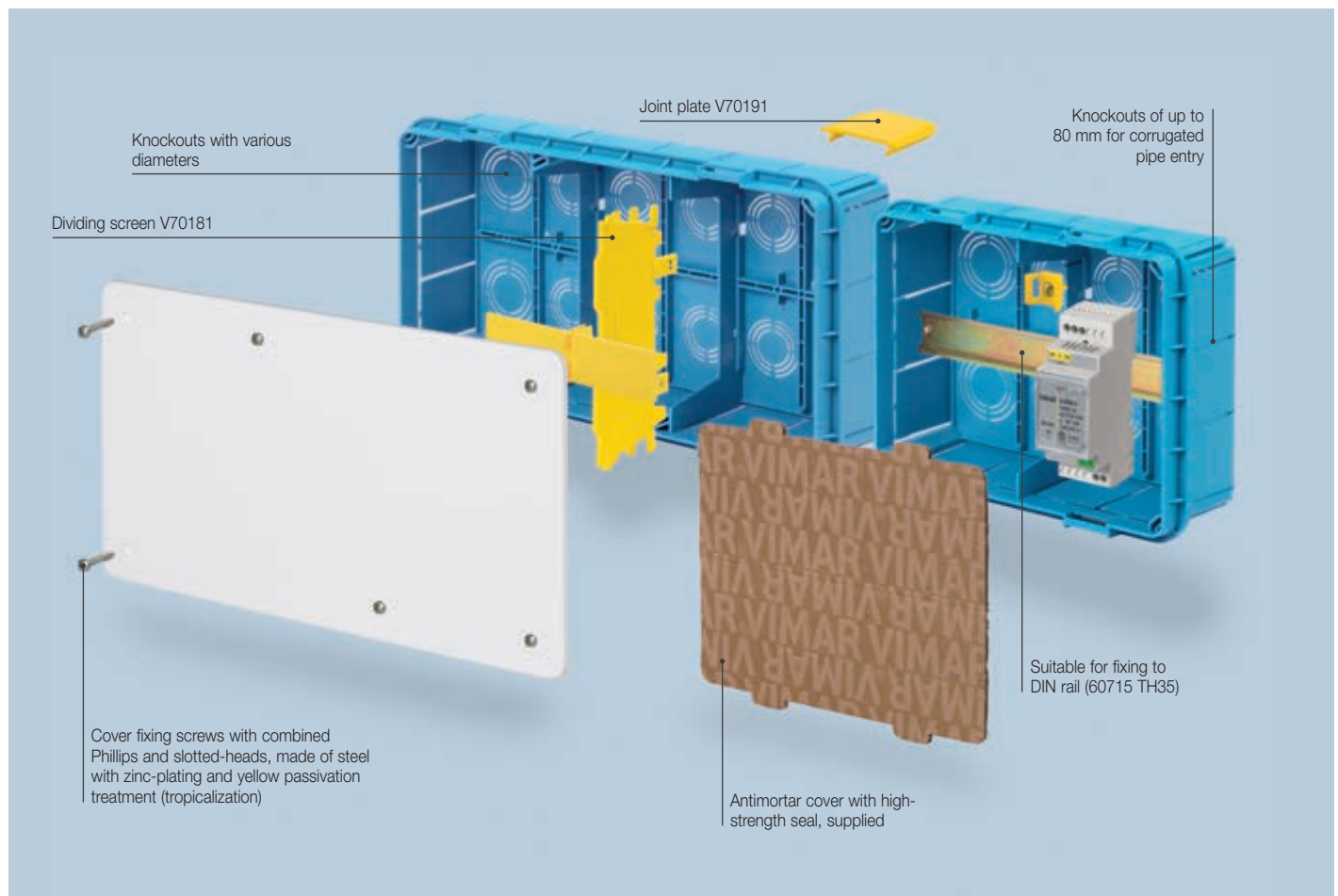
V70191
Joint plate for junction boxes, yellow



V70198
Screw, 30 mm long, for cover fixing



V70199
Screw, 50 mm long, for cover fixing



Flush mounting junction boxes

Flush-mounting masonry wall junction boxes

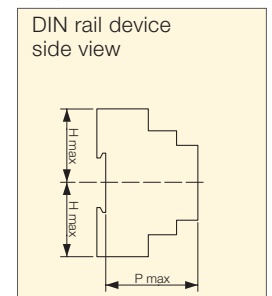
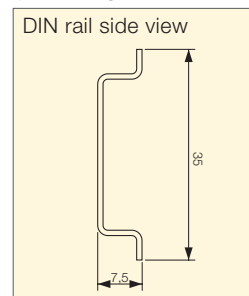
Matching possibilities through joint plate V70191

Flush depth (mm)	Cover height (mm)	Diagram					
50	118						
70	118						
70	179						
120	248						

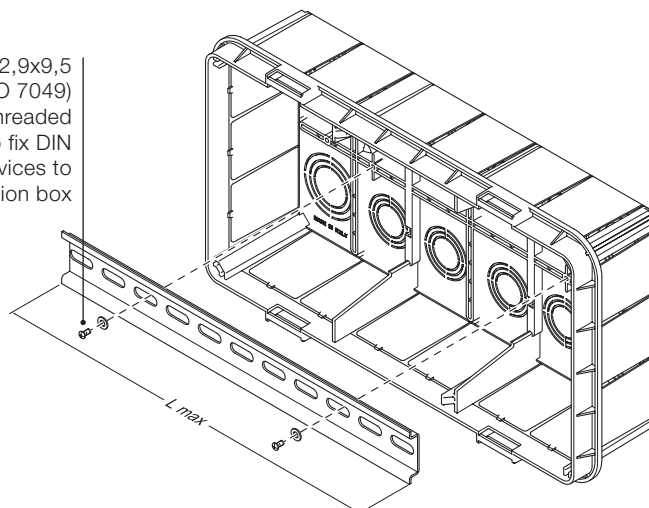
Outer dimensions of installable devices

Junction box code	DIN rail length (L max)	Devices depth (P max)	Devices height (H max)
V70006	179	55	45
V70007	271	55	45
V70008	375	55	45
V70009	463	55	45
V70010	498	60	45
V70011	498	60	45
V70207	235	100	75
V70211	235	100	75

DIN rail: TH 35-7,5 hat-section (according to EN 60715 Standard)



Use ST 2,9x9,5 (EN ISO 7049) auto-threaded screws to fix DIN rail and devices to junction box



BOXES and CONSUMER UNITS

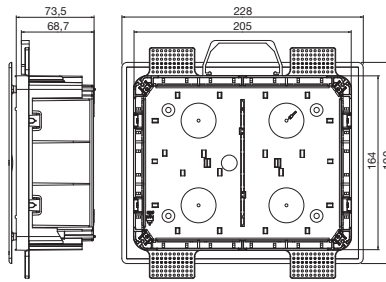
Flush mounting junction boxes

Flush-mounting partition wall junction boxes



▲ V72006

With white cover.
Box dimensions: 205x164x73,5 mm
Cover dimensions: 228x190 mm

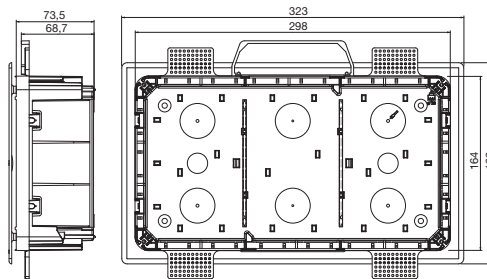


V72006



▲ V72007

With white cover.
Box dimensions: 298x164x73,5 mm
Cover dimensions: 323x190 mm

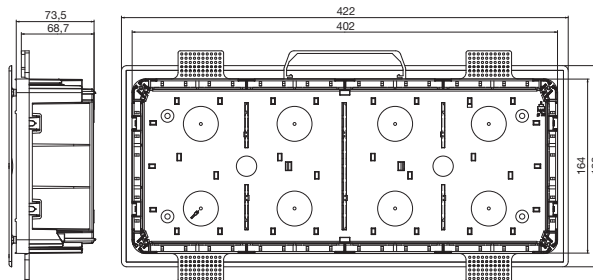


V72007



▲ V72008

With white cover.
Box dimensions: 402x164x73,5 mm
Cover dimensions: 422x190 mm

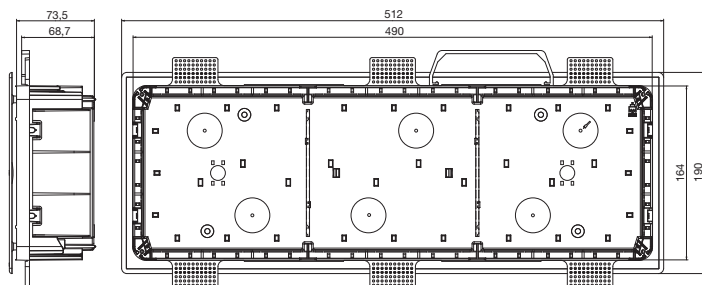


V72008



▲ V72009

With white cover.
Box dimensions: 490x164x73,5 mm
Cover dimensions: 512x190 mm



V72009

BOXES and CONSUMER UNITS

Flush mounting junction boxes

Flush-mounting partition wall junction boxes

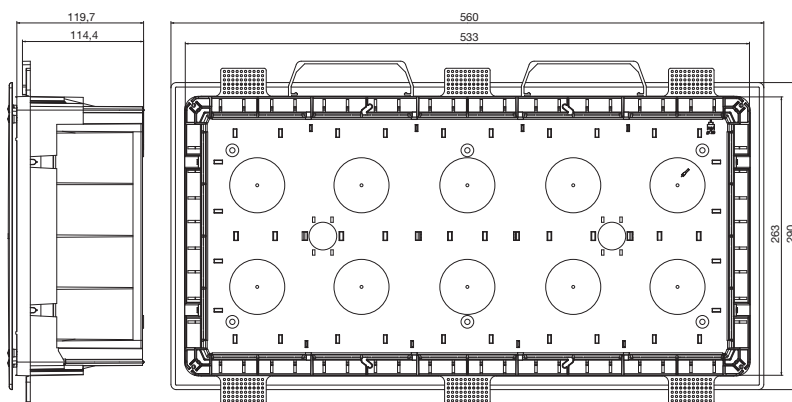


▲ V72211

With white cover.

Box dimensions: 533x263x119,7 mm

Cover dimensions: 560x290 mm



V72211

Accessories for flush-mounting partition wall junction boxes



V70181

Dividing screen for V70006, V70007, V70008, V70009, V70010, yellow



V70191

Joint plate for junction boxes, yellow



V70198

Screw, 30 mm long, for cover fixing



V70199

Screw, 50 mm long, for cover fixing

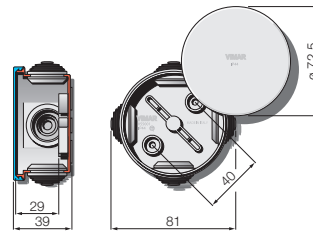
BOXES and CONSUMER UNITS

Surface mounting junction boxes

Surface mounting junction box with cable entries and undrilled walls



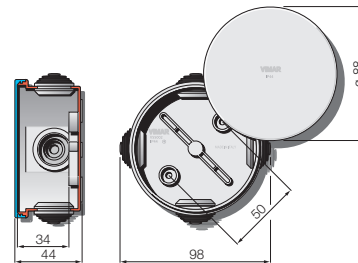
V55001
IP44, snap
closed cover,
RAL 7035 grey



V55001



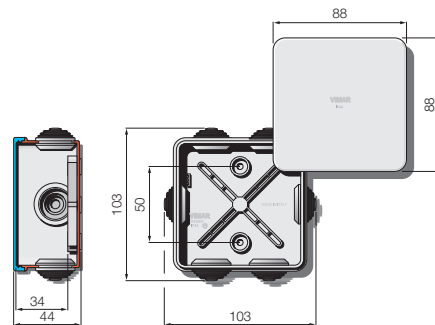
V55002
IP44, snap
closed cover,
RAL 7035 grey



V55002



V55003
IP44, snap
closed cover,
RAL 7035 grey



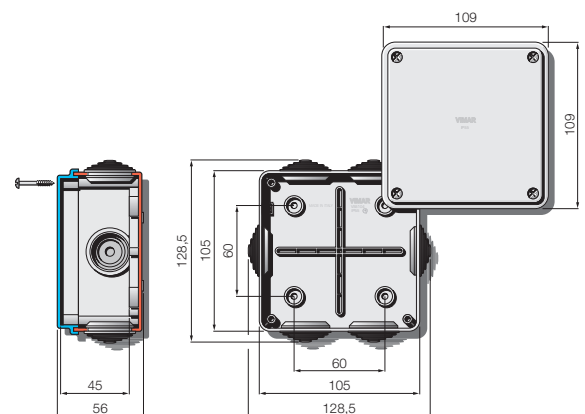
V55003



V55104
IP55, cover with
stainless steel screws,
RAL 7035 grey



V55204
IP56, cover with
stainless steel screws,
RAL 7035 grey



V55104
V55204

BOXES and CONSUMER UNITS

Surface mounting junction boxes

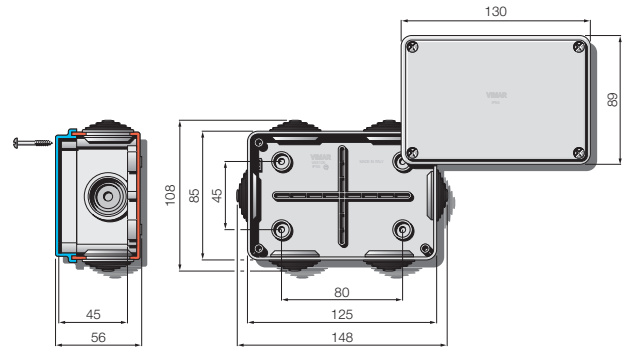
Surface mounting junction box with cable entries and undrilled walls



V55105
IP55, cover with stainless steel screws, RAL 7035 grey



V55205
IP56, cover with stainless steel screws, RAL 7035 grey



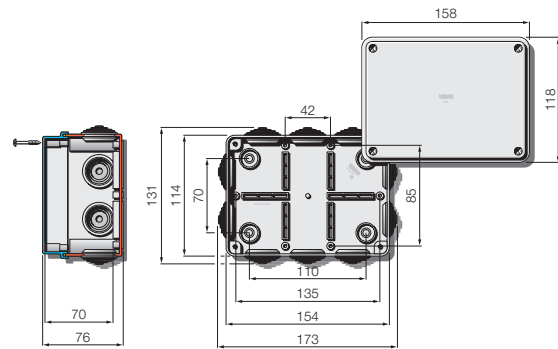
V55105
V55205



V55106
IP55, cover with stainless steel screws, RAL 7035 grey



V55206
IP56, cover with stainless steel screws, RAL 7035 grey



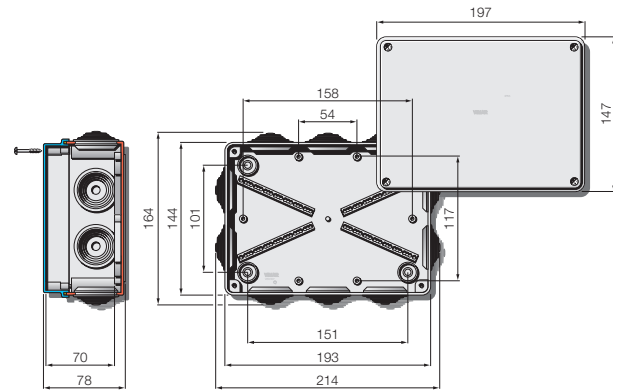
V55106
V55206



V55107
IP55, cover with stainless steel screws, RAL 7035 grey



V55207
IP56, cover with stainless steel screws, RAL 7035 grey



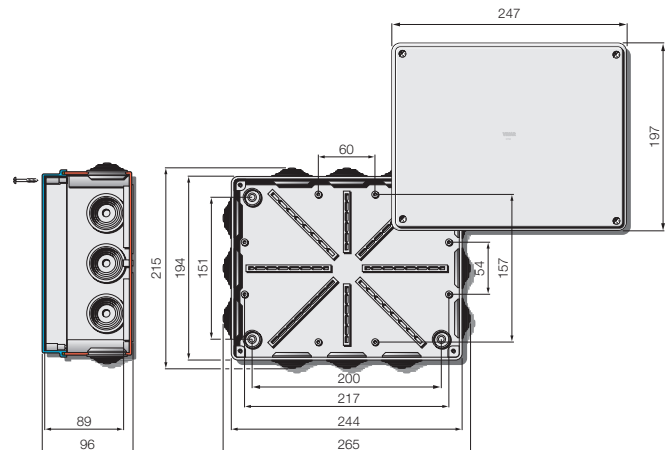
V55107
V55207



V55108
IP55, cover with stainless steel screws, RAL 7035 grey



V55208
IP56, cover with stainless steel screws, RAL 7035 grey



V55108
V55208

BOXES and CONSUMER UNITS

Surface mounting junction boxes

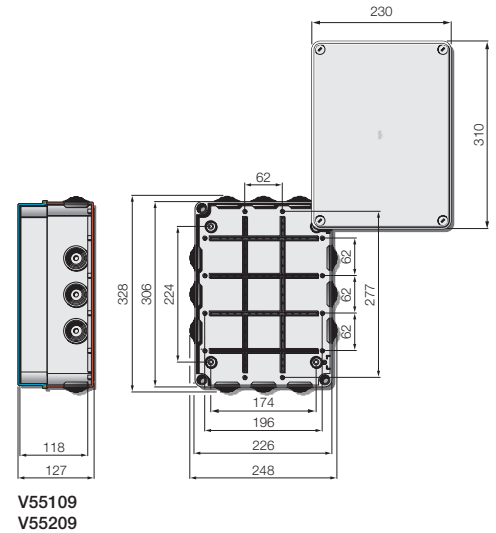
Surface mounting junction box with cable entries and undrilled walls



V55109
IP55, cover with insulating material screws,
RAL 7035 grey.
Supplied with two hinges



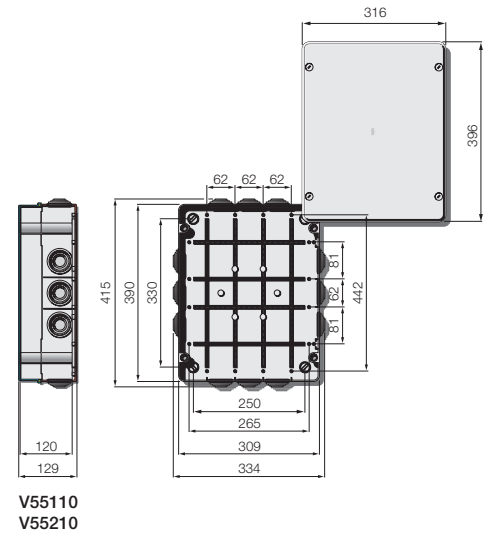
V55209
IP56, cover with insulating material screws,
RAL 7035 grey.
Supplied with two hinges



V55110
IP55, cover with insulating material screws,
RAL 7035 grey.
Supplied with two hinges



V55210
IP56, cover with insulating material screws,
RAL 7035 grey.
Supplied with two hinges



Complete insulation with the use of screwcaps.



Captive, stainless steel screws, to ease installation and maintenance.



Ribs on the box bottom to accommodate terminal blocks and plates. Seat for the terminal for the continuity of the earth circuit.

BOXES and CONSUMER UNITS

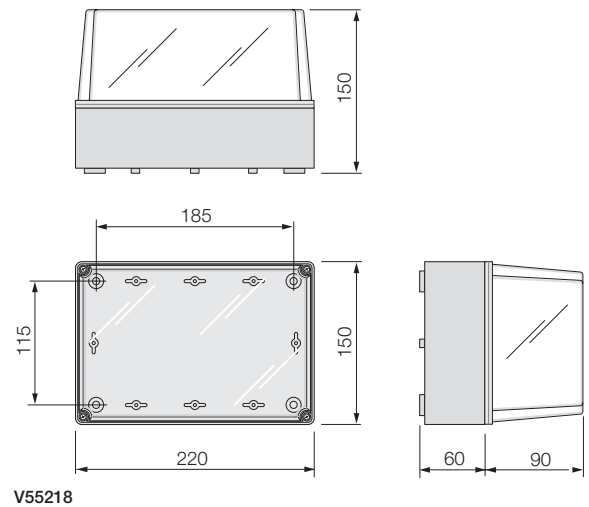
Surface mounting junction boxes

Surface mounting junction box with undrilled walls and high cover



V55218

IP55, cover with stainless steel screws, RAL 7035 grey



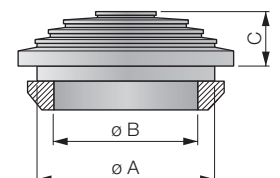
Surface mounting junction boxes

Temperature during installation	Glow Wire Test (GW)	With cable entries			cable max ϕ (in mm)	Undrilled walls and blind cover (IP56)	Undrilled walls and blind high cover (IP55)	Inner dimensions (in mm)
		snap fixing (IP44)	with screws (IP55)	number of cable entries				
-5 °C +60 °C	960 °C	V55001*	---	4	ϕ 20	---	---	ϕ 65x35
		V55002*	---	4	ϕ 20	---	---	ϕ 80x40
		V55003*	---	6	ϕ 20	---	---	80x80x40
		---	V55104*	6	ϕ 25	V55204*	---	100x100x50
		---	V55105*	6	ϕ 25	V55205*	---	120x80x50
-15 °C +60 °C	650 °C	---	V55106	10	ϕ 25	V55206	---	150x110x70
		---	V55107	10	ϕ 32	V55207	---	190x140x70
		---	---	---	---	---	V55218	220x150x150
		---	V55108	12	ϕ 32	V55208	---	240x190x90
		---	V55109	12	ϕ 40	V55209	---	300x220x120
		---	V55110	12	ϕ 40	V55210	---	380x300x120

* For total insulation according to Standard EN 60439-1, insert a screwcap V55900 in every fixing hole, into the provided seat.

Cable entries

Cable entry dimensions (in mm)	V55001	V55002	V55003	V55104	V55105	V55106	V55107	V55108	V55109	V55110
A	23	23	23	29	29	30	38	38	38	40
B	20	20	20	25	25	25	32	32	32	45
C	4	4	6	6	6	10	10	10	10	12



BOXES and CONSUMER UNITS

Flush mounting consumer units

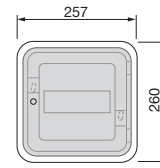
IP40 flush mounting consumer units



V53108
8 modules, delivered with DIN rail (60715 TH35), with transparent door, fumé




V53108.B
8 modules, delivered with DIN rail (60715 TH35), blind white door



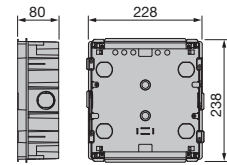
V53108
V53108.B



V53308
Mounting box for masonry - 8 modules, (GW 650 °C)
Dissipated power: 18 W



V53708
Mounting box for hollow walls - 8 modules, (GW 850 °C)
Dissipated power: 18 W



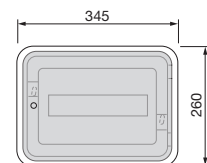
V53308
V53708



V53112
12 modules, delivered with DIN rail (60715 TH35), with transparent door, fumé




V53112.B
12 modules, delivered with DIN rail (60715 TH35), blind white door



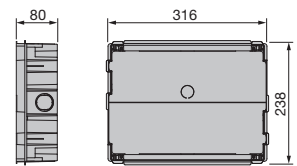
V53112
V53112.B



V53312
Mounting box for masonry - 12 modules, (GW 650 °C)
Dissipated power: 22 W



V53712
Mounting box for hollow walls - 12 modules, (GW 850 °C)
Dissipated power: 22 W



V53312
V53712

IP40 flush mounting consumer units and boxes - Accessories

Consumer units		Boxes		Accessories
Modules	Code	Code for masonry walls	Code for hollow walls	
8	V53108	V53308	V53708	V53561 Terminal block for 8 modules
12	V53112	V53312	V53712	V53562 Terminal block for 12, 24 and 36 modules
24	V53124	V53324	V53724	V53572 Dividing screen for 24 and 36 modules
36	V53136	V53336	V53736	V53582 Pipe clamp flange for 12, 24 and 36 modules
54	V53154	V53354	V53754	V53563 Terminal block for 54 and 72 modules
72	V53172	V53372	V53772	V53573 Dividing screen for 54 and 72 modules V53583 Pipe clamp flange for 54 and 72 modules

V53597
Lock with key

V53599
Blank strip

V53595
Joint plate

V53552...
Terminal block with screw

BOXES and CONSUMER UNITS

Flush mounting consumer units

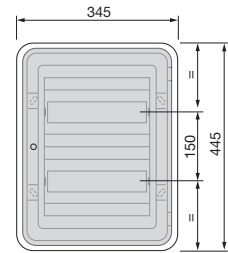
IP40 flush mounting consumer units



V53124
24 modules, delivered with DIN rail (60715 TH35), with transparent door, fumé



V53124.B
24 modules, delivered with DIN rail (60715 TH35), blind white door



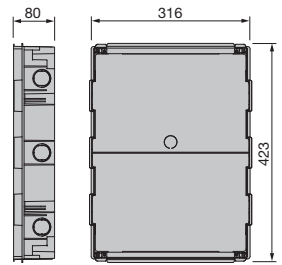
V53124
V53124.B



V53324
Mounting box for masonry - 24 modules, (GW 650 °C) Dissipated power: 40 W



V53724
Mounting box for hollow walls - 24 modules, (GW 850 °C) Dissipated power: 40 W



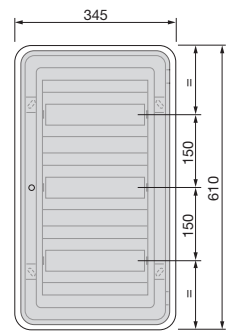
V53324
V53724



V53136
36 modules, delivered with DIN rail (60715 TH35), with transparent door, fumé



V53136.B
36 modules, delivered with DIN rail (60715 TH35), blind white door



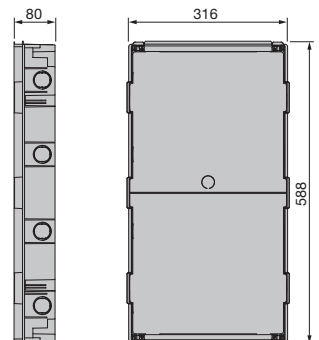
V53136
V53136.B



V53336
Mounting box for masonry - 36 modules, (GW 650 °C) Dissipated power: 50 W



V53736
Mounting box for hollow walls - 36 modules, (GW 850 °C) Dissipated power: 50 W



V53336
V53736

BOXES and CONSUMER UNITS

Flush mounting consumer units

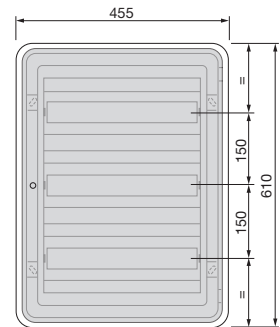
IP40 flush mounting consumer units




V53154
54 modules, delivered with DIN rail (60715 TH35), with transparent door, fumé




V53154.B
54 modules, delivered with DIN rail (60715 TH35), blind white door



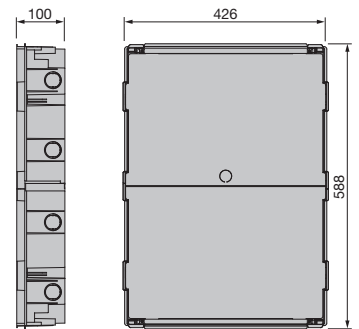
V53154
V53154.B



V53354
Mounting box for masonry - 54 modules, (GW 650 °C)
Dissipated power: 63 W



V53754
Mounting box for hollow walls - 54 modules, (GW 850 °C)
Dissipated power: 63 W



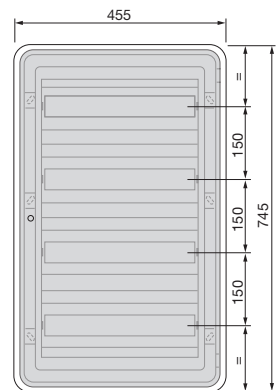
V53354
V53754




V53172
72 modules, delivered with DIN rail (60715 TH35), with transparent door, fumé




V53172.B
72 modules, delivered with DIN rail (60715 TH35), blind white door



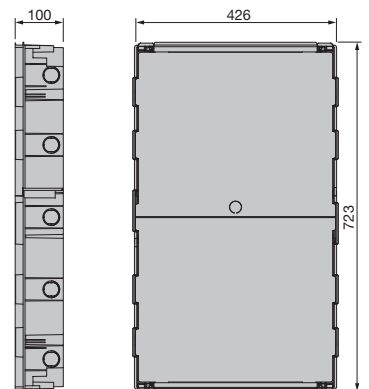
V53172
V53172.B



V53372
Mounting box for masonry - 72 modules, (GW 650 °C)
Dissipated power: 82 W



V53772
Mounting box for hollow walls - 72 modules, (GW 850 °C)
Dissipated power: 82 W



V53372
V53772

BOXES and CONSUMER UNITS

Accessories for flush mounting consumer units

Accessories for IP40 flush mounting consumer units



V53572
12-module removable dividing screen for 24- and 36-module consumer units, to fix to the box, yellow



V53573
18-module removable dividing screen for 54- and 72-module consumer units, to fix to the box, yellow



V53595
Joint plate for consumer unit boxes, for horizontal installation, yellow



V53582
12-module removable pipe clamp flange useful for 12-, 24- and 36-module consumer units vertical installation, to fix to the box, yellow



V53583
18-module removable pipe clamp flange useful for 54- and 72-module consumer units vertical installation, to fix to the box, yellow



V53597
Metal lock with key. Supplied with 2 keys



V53599
Blank strip for consumer unit, 500 mm length, white



V53598
Blank module 4 modules DIN consumer unit, white



03310.S
Frame for DIN devices, occupies 8 17,5 mm modules

Terminal block holder for IP40 flush mounting consumer units



V53561
Terminal block holder for 8-module consumer units, to fix to the box, grey



V53562
Terminal block holder for 12-, 24- and 36-module consumer units, to fix to the box, grey



V53563
Terminal block holder for 54- and 72-module consumer units, to fix to the box, grey



V53552
Screw terminal block with 6 holes for consumer unit, to insert cable conduits from 1,5 mm² to 16 mm² diameter, snap fixing to the terminal block support, blue



V53552.V
Screw terminal block with 6 holes for consumer unit, to insert cable conduits from 1,5 mm² to 16 mm² diameter, snap fixing to the terminal block support, green

BOXES and CONSUMER UNITS

Flush mounting consumer units

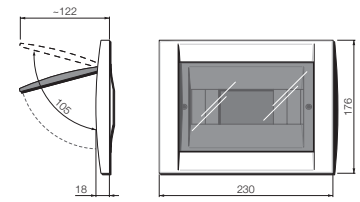
Idea IP40 flush mounting consumer units with horizontally hinged door



Δ V53008.G
8 modules, with transparent door,
delivered with DIN rail (60715 TH35),
Idea grey

Δ V53008.B
Idea white
Δ V53008.N
Black

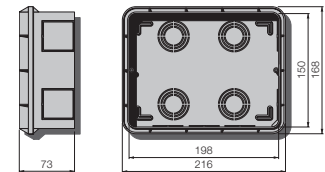
Δ V53008.Z
White
Δ V53008.V23
Metallized anthracite



V53008...



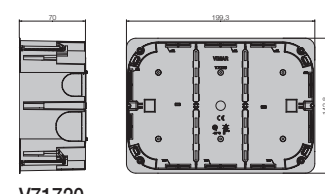
Δ V53908
Mounting box for 8-module consumer
unit V53008..., light blue



V53908



V71720
Multifunction mounting box (GW 850 °C)
for hollow walls, light blue

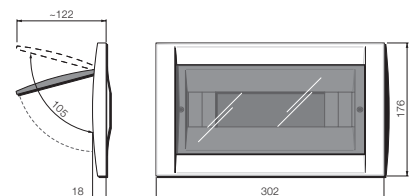


V71720



Δ V53012.G
12 modules, with transparent door,
delivered with DIN rail (60715 TH35),
Idea grey

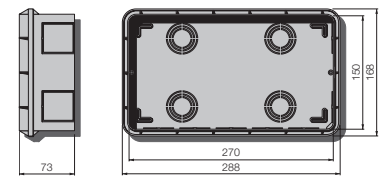
Δ V53012.N
Black
Δ V53012.V23
Metallized anthracite



V53012...



Δ V53912
Mounting box for 12-module consumer
unit V53012..., light blue



V53912

Idea supports on DIN (60715 TH35) rail installation



16726
1-module, occupies 2 17,5 mm
modules, RAL 7035 grey



16727
2-module, occupies 3,5 17,5
mm modules, RAL 7035 grey

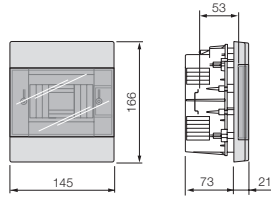


Example of installation

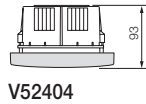
BOXES and CONSUMER UNITS

Flush mounting consumer units

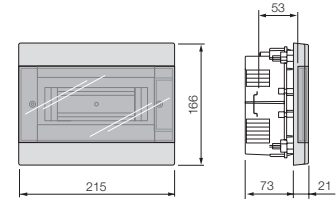
IP40 flush mounting consumer units with vertically hinged door



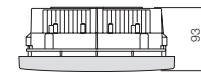
V52404
4 modules, delivered with DIN rail (60715 TH35), RAL 9003 white, with transparent door, fumé.
Dissipated power: 14 W



V52404



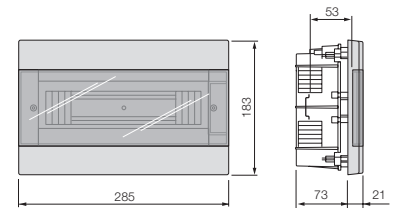
V52408
8 modules, delivered with DIN rail (60715 TH35), RAL 9003 white, with transparent door, fumé.
Dissipated power: 19 W



V52408



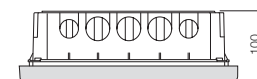
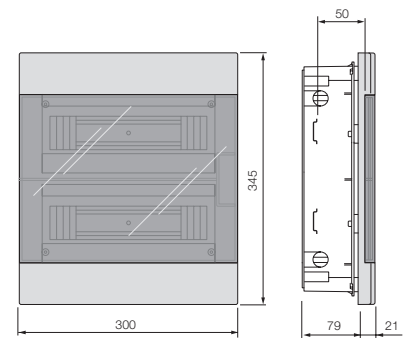
V52412
12 modules, delivered with DIN rail (60715 TH35), RAL 9003 white, with transparent door, fumé.
Dissipated power: 28 W



V52412



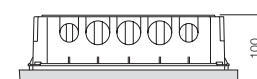
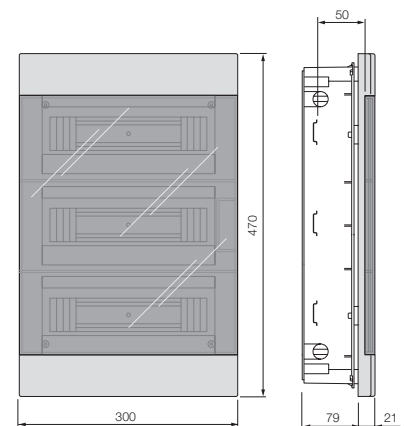
V52424
24 modules, delivered with DIN rail (60715 TH35), RAL 9003 white, with transparent door, fumé.
Dissipated power: 58 W



V52424



V52436
36 modules, delivered with DIN rail (60715 TH35), RAL 9003 white, with transparent door, fumé.
Dissipated power: 68 W



V52436

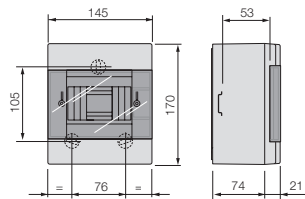
BOXES and CONSUMER UNITS

Surface mounting consumer units

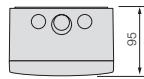
IP40 surface mounting consumer units



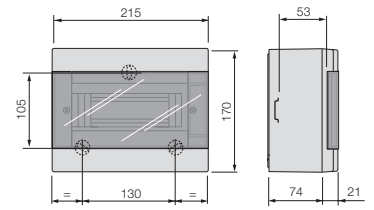
V50405
5 (4+1) modules, top and bottom knockouts, with DIN rail (60715 TH35), RAL 7035 grey, with transparent door, fumé. Dissipated power: 9 W



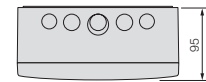
V50405



V50408
8 modules, top and bottom knockouts, with DIN rail (60715 TH35), RAL 7035 grey, with transparent door, fumé. Dissipated power: 12 W



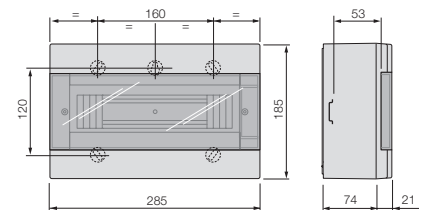
V50408



V50412
12 (12+1) modules, top and bottom knockouts, with DIN rail (60715 TH35), RAL 7035 grey, with transparent door, fumé. Dissipated power: 18 W



V50312
12 (12+1) modules, undrilled walls, with DIN rail (60715 TH35), RAL 7035 grey. Dissipated power: 19 W



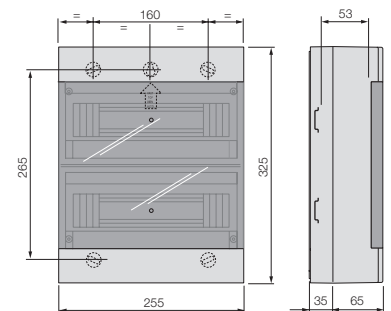
V50312
V50412



V50424
24 modules, top and bottom knockouts, with DIN rail (60715 TH35), RAL 7035 grey, with transparent door, fumé. Dissipated power: 31 W



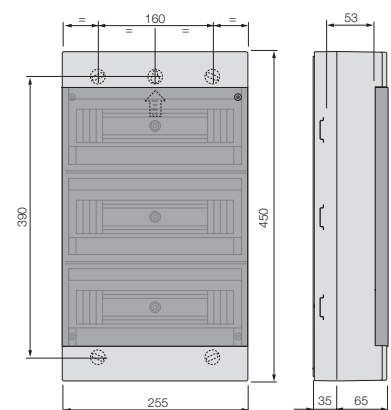
V50324
24 modules, undrilled walls, with DIN rail (60715 TH35), RAL 7035 grey. Dissipated power: 37 W



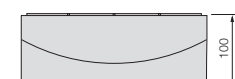
V50324
V50424



V50436
36 modules, top and bottom knockouts, with DIN rail (60715 TH35), RAL 7035 grey, with transparent door, fumé. Dissipated power: 37 W



V50436



BOXES and CONSUMER UNITS

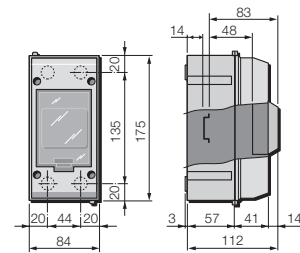
Surface mounting consumer units

IP55 surface mounting consumer units with horizontally hinged door



V51003

3 (1+2) modules, with screwcaps for double insulation, with DIN rail (60715 TH35), RAL 7035 grey, with transparent door, fumé. Dissipated power: 9 W

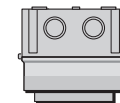
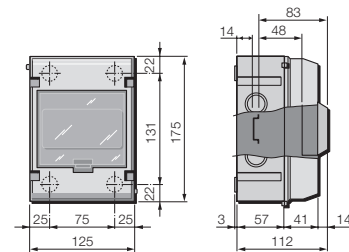


V51003



V51005

5 (4+1) modules, with screwcaps for double insulation, with DIN rail (60715 TH35), RAL 7035 grey, with transparent door, fumé. Pre-set for 2 supports for earth terminal blocks V51853. Dissipated power: 12 W


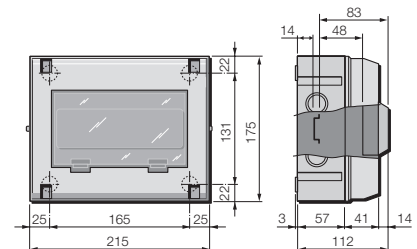


V51005



V51008

8 modules, with screwcaps for double insulation, with DIN rail (60715 TH35), RAL 7035 grey, with transparent door, fumé. Dissipated power: 21 W

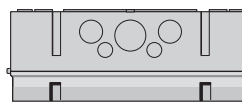
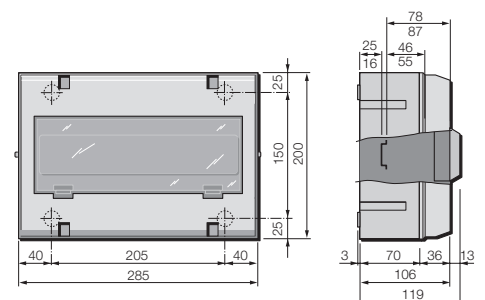


V51008



V51012

12+1 modules, with screwcaps for double insulation, with DIN rail (60715 TH35), RAL 7035 grey, with transparent door, fumé. Dissipated power: 26 W



V51012

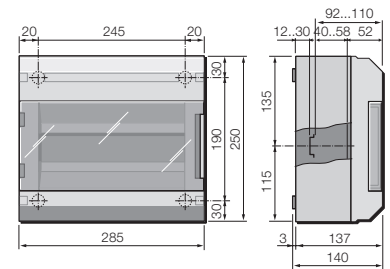
BOXES and CONSUMER UNITS

Surface mounting consumer units

IP55 surface mounting consumer units with vertically hinged door



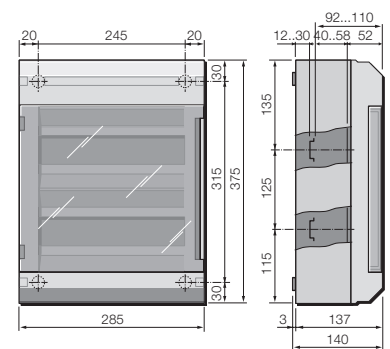
V51112
12 modules, with adjustable DIN rail (60715 TH35) to accommodate non-standard products, RAL 7035 grey, with transparent door and screwcaps for double insulation. Dissipated power: 21 W



V51112



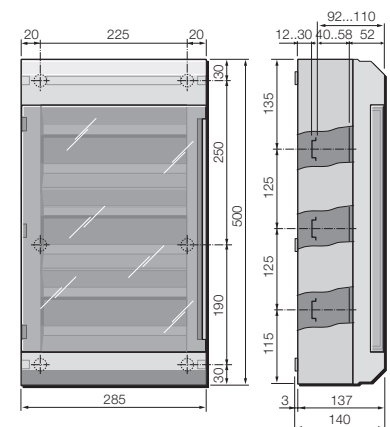
V51124
24 modules, with adjustable DIN rail (60715 TH35) to accommodate non-standard products, RAL 7035 grey, with transparent door and screwcaps for double insulation. Dissipated power: 27 W



V51124



V51136
36 modules, with adjustable DIN rail (60715 TH35) to accommodate non-standard products, RAL 7035 grey, with transparent door and screwcaps for double insulation. Dissipated power: 32 W



V51136

BOXES and CONSUMER UNITS

Surface mounting consumer units

Supports on DIN (60715 TH35) rail installation



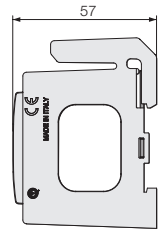
V51921
1-module, occupies 1,5 17,5 mm modules, RAL 7035 grey.
Provided with isolating lining



V51922
2-module, occupies 3 17,5 mm modules, RAL 7035 grey.
Provided with isolating lining



V51923
3-module, occupies 4 17,5 mm modules, RAL 7035 grey.
Provided with isolating lining



V51921
V51922
V51923

Brass earth terminal blocks, with fixing screws



V51808
2 \varnothing 6 mm terminals
+ 6 \varnothing 4 mm terminals



V51810
2 \varnothing 6 mm terminals
+ 8 \varnothing 4 mm terminals

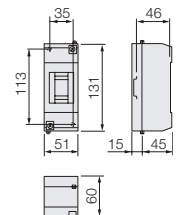


V51816
4 \varnothing 6 mm terminals
+ 13 \varnothing 4 mm terminals

IP40 surface mounting cover



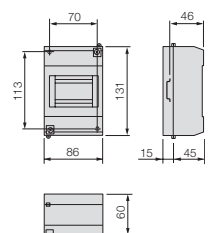
V50002
2 (1+1) modules,
RAL 7035 grey.
Dissipated power: 5 W



V50002



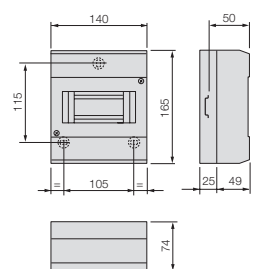
V50004
4 (3+1) modules,
RAL 7035 grey.
Dissipated power: 7 W



V50004



V50006
6 (4+2) modules,
RAL 7035 grey.
Dissipated power: 12 W



V50006

BOXES and CONSUMER UNITS

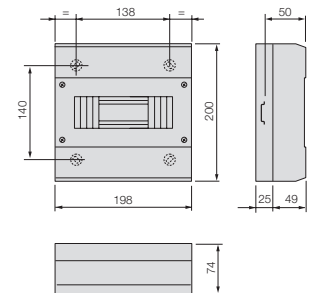
Surface mounting consumer units

IP40 surface mounting cover
















V50008

8 (4+4) modules,
RAL 7035 grey.
Dissipated power: 21 W



V50008

Number and type of knockouts on surface consumer units and cover													
Article	ø opening (mm)	19	20	23	29	37	16 or 25	20 or 32	25 or 32	32 or 40	23 or 29	29 or 37	Knockout positions
		PG cut-outs	11	13,5	16	21	29	---	---	---	---	16 or 21	
V50002	front and back	---	---	n 2	---	---	---	---	---	---	---	---	
V50004	sides	---	---	n 2	---	---	---	---	---	---	---	---	
V50006	front and back	---	---	---	---	---	---	n 6	---	---	---	---	
	sides	---	---	---	---	---	---	n 4	---	---	---	---	
V50008	front and back	---	---	---	---	---	---	n 4	---	n 2	---	---	
	sides	---	---	---	---	---	---	n 4	---	---	---	---	
V50405	front and back	---	n 4	---	---	---	---	---	---	---	n 2	---	
	sides	---	---	---	---	---	---	---	---	---	---	---	
V50408	front and back	---	n 4	n 4	---	---	---	---	---	---	n 2	---	
	sides	---	---	---	---	---	---	---	---	---	---	---	
V50412	front and back	---	n 8	---	---	---	---	---	---	---	n 4	n 2	
	sides	---	---	---	---	---	---	---	---	---	---	---	
V50424	front and back	---	---	---	---	---	n 4	n 4	n 2	---	---	---	
	sides	---	---	---	---	---	---	---	---	---	---	---	
V50436	front and back	---	---	---	---	---	n 4	n 4	n 2	---	n 4	---	
	sides	---	---	---	---	---	---	---	---	---	---	---	
V51003	front and back	---	---	---	---	---	---	---	---	---	n 2	---	
	sides	---	---	---	---	---	---	---	---	---	---	---	
V51005	front and back	---	---	---	---	---	---	---	---	---	n 4	---	
	sides	---	---	---	---	---	---	---	---	---	n 4	---	
V51008	front and back	---	---	---	---	---	---	---	---	---	n 6	---	
	sides	---	---	---	---	---	---	---	---	---	n 4	---	
V51012	front and back	n 4	---	---	n 4	n 2	---	---	---	---	---	---	
	sides	---	---	---	---	---	---	---	---	---	---	---	
V51112	front and back	---	---	---	---	---	---	---	---	---	n 8	n 2	
	sides	---	---	n 4	---	---	---	---	---	---	---	---	

Note. No knockouts on surface consumer units without door.

Temperature control and energy management

from page 106

Temperature control in the service sector

from page 108

Access control for service sector applications

from page 110

Data distribution and multimediality in the service sector

from page 112



Plug&Play basic home automation system

from page 114

Temperature control and energy management

80 m² apartment with devices for temperature control and energy monitoring via touchscreen timer thermostats.

Thermostats and timer-thermostats with intuitive controls and highly sensitive capacitive touchscreen displays are used to control the temperature easily and completely, displaying consumption and helping energy savings using energy meters for DIN rails and system operation hour metering. The example illustrates a traditional temperature control system (with zone valves and a condensation boiler), which also has a photovoltaic system producing renewable electricity.

- Three 02955.3 touchscreen timer thermostats are installed, connected to three 02960 energy measuring modules that measure the energy produced by the photovoltaic panels, the energy consumed by the appliances and electrical loads connected to the same line as well as the energy exchanged with the mains for operating the system.
- The values of instantaneous power and cumulative energy (and the voltage values) are shown individually on the displays of the touchscreen timer thermostats in the living room, in the kitchen

and on the electrical cabinet; the timer thermostat in the kitchen can also have an acoustic warning enabled that on exceeding the contractual power usage threshold warns the user about the exchange meter probably cutting off power due to excess draw from the mains. All the devices are provided with the **Ecometer function** that ensures a more rational use of energy in the building for greater energy and economics savings.

- A touchscreen thermostat 02950 is installed in the bedroom, connected to an 19432 NTC probe for measuring the bathroom temperature.
- In one of the bedrooms there is a second electronic touchscreen thermostat (02950) connected to the NTC wire sensor 02965.1 for measuring the external temperature.
- A control in the entrance enables, via the configurable multifunction inputs of the devices, centralized control of the set-points of the various zones (switching on in comfort mode or nighttime reduction).



Touchscreen electronic timer-thermostat with **Ecometer** function; it enables viewing the energy produced.



Power meter with built-in current sensor.



Touchscreen electronic thermostat; it enables viewing also the temperature measured by the sensor installed in another room.



Electronic temperature sensor.



How to do it:

Visit the website www.vimar.com, section "Support / Video tutorials / HVAC", to watch the video tutorial:

"3-module flush mounting touch timer-thermostat Code 02955 - Climate Control";

"3-module flush-mounting touch timer-thermostat Code 02955 - Supplementary Functions";

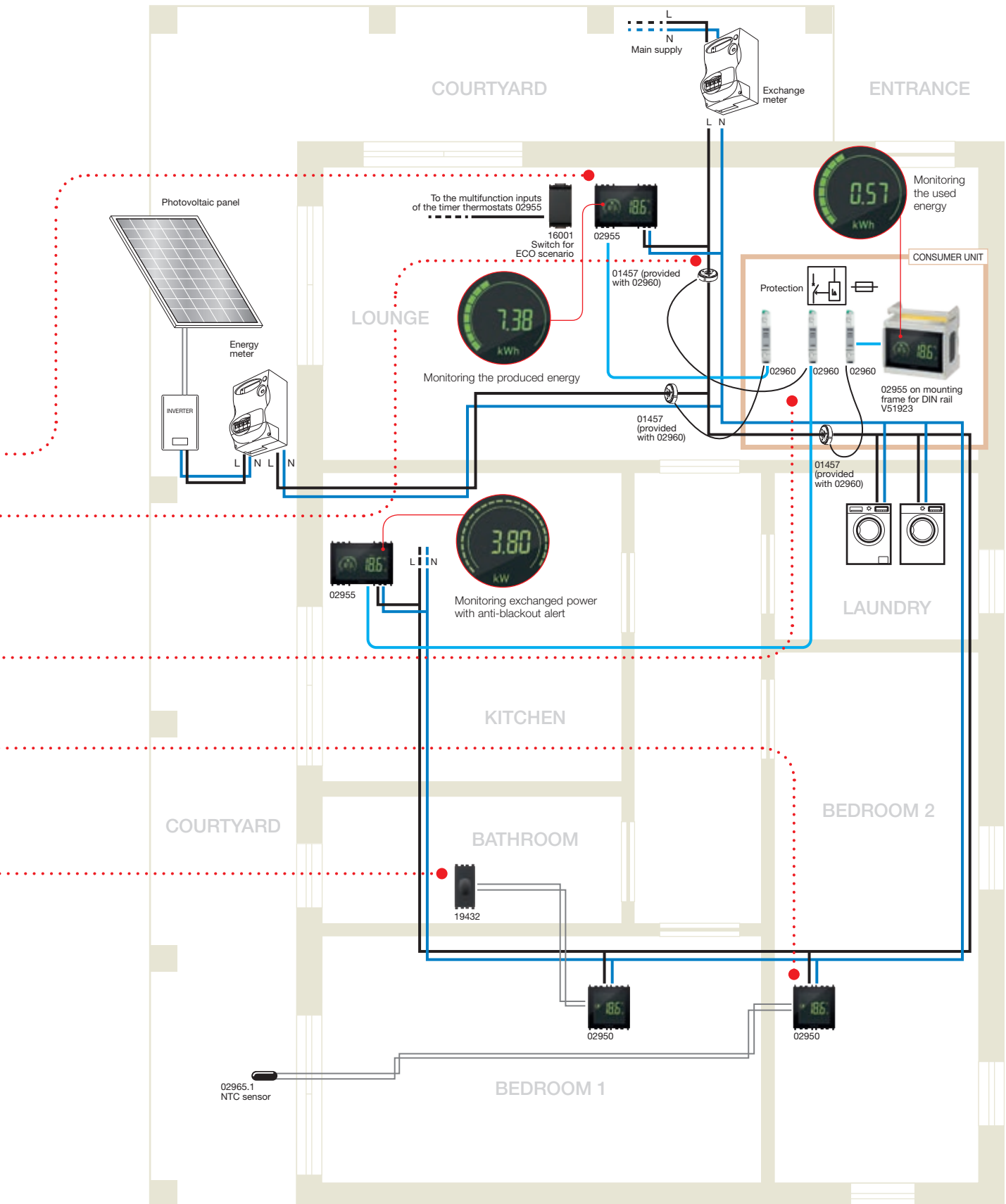
"3-module flush mounting touch timer-thermostat Code 02955 - Energy Management".



INSTALLATION EXAMPLES

Temperature control and energy management

Typical system: 80 m² apartment with devices for temperature control and energy monitoring via touchscreen timer thermostats.



Temperature control in the service sector

School with temperature control devices for activating zone valves and electronic temperature and humidity sensors interfaced with the water temperature control system.

This example illustrates a temperature control system in a school with the possibility of centralized control of the various areas of the building through the zone thermostats with relay output.

The colour backlit capacitive touchscreen thermostats allow **heating/air-conditioning control** with **On/Off** or **PID** actuation. They are equipped with a **multi-function input** that can be configured to activate nighttime reduction mode or control with comfort set-point or to reverse the summer/winter operating mode; they are provided with an external temperature electronic sensor input.

- The touchscreen thermostats (art. 02950) are installed in the administration office, classrooms, multimedia room and library. All the devices in the common areas can be locked by a PIN:

in this way, students can be prevented from accessing device configuration, the operating mode and the temperature range that can be set via the user interface is limited.

- In addition, in the administration office, it is connected to a centralized On/Off control (art. 19001) for general manual shutdown of the system when closing the school or for activating nighttime reduction after class for energy savings. Alternatively a programmable time switch (art. 16582) could be installed for programming the operating times/nighttime reduction.
- In the corridor, bathroom or library there are electronic temperature sensors (art. 19432) and electronic humidity sensors (art. 19433) that, interfaced with the plumbing system, enable keeping the environmental parameters under control.



Touchscreen electronic thermostat and centralized button for activating temperature control in comfort mode.



Electronic temperature sensor.



Touchscreen electronic thermostat; it enables viewing also the temperature measured by the sensor installed in another room.



Electronic active humidity sensor.



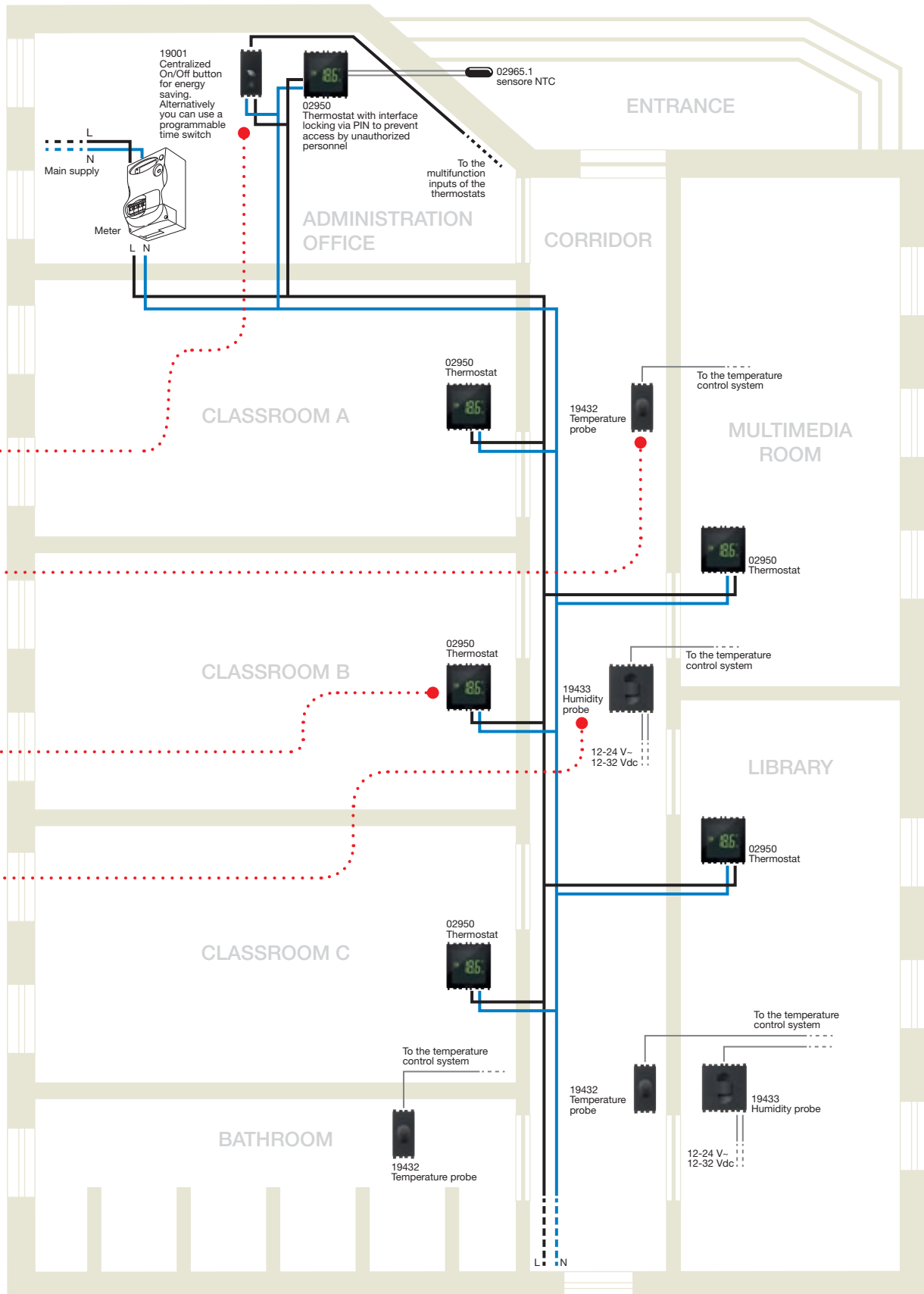
How to do it:

Visit the website www.vimar.com, section "Support / Video tutorials / HVAC", to watch the video tutorial: **"2-module flush mounting touch thermostat Code 02950"**.



Temperature control in the service sector

Example of a system in a school with temperature control devices for activating zone valves and electronic temperature and humidity sensors interfaced with the temperature control system.



Access control for service sector applications

Holiday farm with stand alone access control system.

The **stand-alone access control system** is the standard solution for hospitality facilities (small holiday farms, youth hostels, etc.) requiring limited functions.

In this solution, the doors/electric locks are opened directly by the relay mounted on the reader/programmer.

The relay can operate in 3 different modes:

1. pulse (monostable timed-flash mode): inserting the smart card causes the relay contact to close for approximately 3 seconds;
2. step-step (bistable-toggle mode): inserting the smart card causes the relay contact to switch according to the cyclical contact open/contact closed sequence;

3. as an electronic switch: inserting the smart card causes the relay contact to close; it opens on extracting the smart card (you can choose between opening delayed by 50 seconds or instantaneous)

The example shows:

- smart card readers 16461.B installed outside the rooms that open the door (electrical lock) on inserting the enabled card;
- switches with vertical pocket 16465.B installed inside the rooms that enables the utilities (lights and power sockets) on inserting the smart card provided to the guest.



Switch with vertical pocket with smart card inserted.



Smart card reader.

How to do it:

Access configuration is possible in 2 modes:

1. with no MASTER smart card (1 level): any operation (initialization, encoding, duplication, deletion, code changing, reader synchronization) can be carried out by all the enabled smart cards.
2. with MASTER smart card (2 levels): any operation (initialization, encoding, duplication, deletion, code changing, reader synchronization) needs a smart card coded as a MASTER to be carried out.

The smart card is an electronic key that can save 15 randomly generated codes in 15 separate addresses, at the time of programming, with 4,29 billion combinations for each one of them. By using 4 DIP switches on the back of the reader/programmer, you can select the desired address and configure access to the rooms. This allows the smart card to be paired with 15 different addresses (or accesses). Multiple readers can have the same address and the same code: in this case multiple accesses can be enabled using a single address.

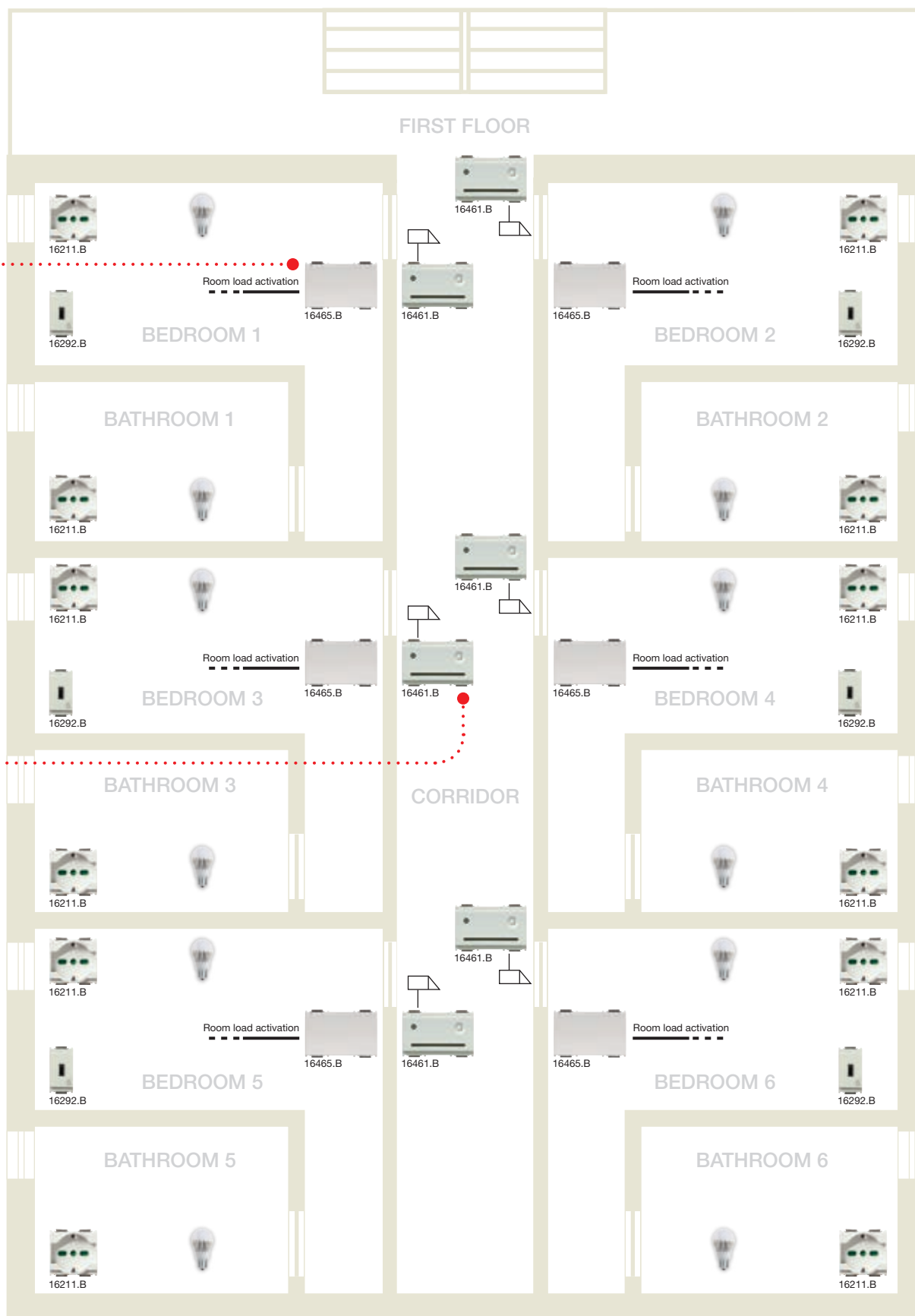


Smart card

For more information, refer to the manual for article 16461.

Access control in tertiary sector

Typical system: holiday farm with stand alone access control system.



Sales department with data distribution system and multimedia ports.

Vimar offers a wide range of signal ports for transferring data, telephone socket outlet, TV, RD, SAT, USB, RCA and HDMI.

Netsafe is the structured cabling system to connect the entire building in a network (Cat. 5e and Cat. 6 shielded or unshielded) entire building.

The example shows a data distribution system and multimedia ports in a commercial facility with three offices, a multimedia room, a meeting room and a reception.

- In the reception there is a data port for PC connection to the network, a telephone socket outlet and a USB socket outlet for charging electronic devices.
- From the reception it is possible to enter into the technical room where there is a Netsafe cabinet containing the patch panels for the distribution of the various data signals and the Wi-Fi access point.
- In the three offices there are from two to four workstations with respective data ports, telephone sockets and HDMI ports.
- Data ports, telephone socket outlet, HDMI, RCA and TV-RD-SAT sockets for the connection of video projector devices and a USB port for charging smartphones and tablets are installed in the multimedia room.
- The meeting room is equipped with data ports and telephone socket outlets to connect laptops.



Telephone socket outlet, data port and HDMI port.



Telephone socket outlet, data port and USB port.



RCA port and HDMI port.



TV-RD-SAT outlet sockets.

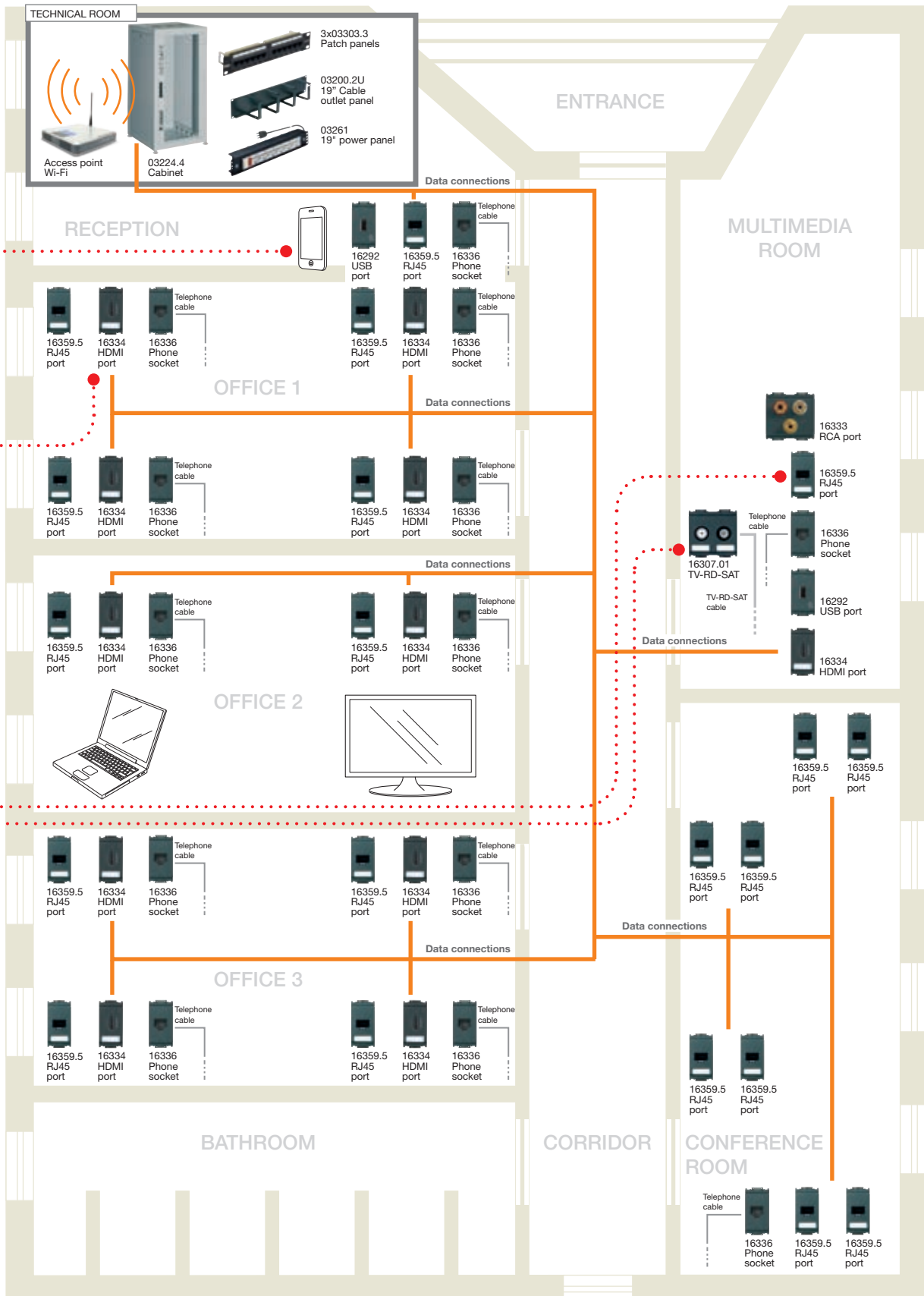
How to do it:

For more details on the installation and configuration of the devices, refer to the documentation available on the website www.vimar.com in the Products section.



Data distribution and multimedia in the service sector

Typical system: sales department with data distribution system and multimedia ports.



Plug&Play basic home automation system

Apartment with a basic home automation system Plug & Play for controlling lights and roller shutters.



Vimar offers smart solutions to enhance the home: preconfigured devices, which do not require any specific programming and make it possible to transform a traditional system into a small home automation system dedicated to controlling lights and roller shutters; they can be installed in "star point" or "distributed" systems, in existing environments or in renovation of residential and small-scale service sectors.

And thanks to their versatility, they can be integrated into the most advanced By-me home automation system. Available for installation on DIN rail (60715 TH35) or flush mounted, these devices have pre-programmed inputs and outputs that activate various lights and roller shutters control functions.

The advantages deriving from the use of the Plug & Play home automation system are many:

- **simplicity of installation:** the devices do not require particular technical expertise, it is necessary to connect the buttons to the inputs and the loads to the outputs.
- **simplicity of activation:** the preconfigured devices make the installer's life simple because they do not require any configuration.;
- **simplicity of maintenance:** quick and carried out at a single point, on the main control unit;

- **Flexibility:** the Plug & Play devices can be applied to existing systems or systems under reconstruction, both in residential and small-scale service sectors;

- **scalability:** these devices are conceived for basic control of lights and roller shutters, but they can also be integrated in the By-me home automation system and thus expand the system functions.

The example shows a typical apartment where an electrical panel installation was carried out with two DIN rail devices (60715 TH35) (art. 01470), the first one configured to control 8 lights (kitchen, corridor, bedrooms and bathroom) and the second to control 4 slat roller shutters (kitchen, bedrooms and bathroom).

In the living room, three flush mounting devices have been installed:

- one art. 01477 for controlling one light, with parallel connection of two buttons;
- one art. 01476 for controlling a slat roller shutter;
- one art. 01475 for controlling roller shutters "UP/DOWN" and "OFF lights, roller shutters DOWN" scenarios.



Switch for light control



Switch for roller shutters UP/DOWN scenarios and switch for Lights OFF and Roller shutters DOWN scenario



How to do it:

Visit the website www.vimar.com, section Support/Video tutorial/Tutorial to watch the video tutorial:

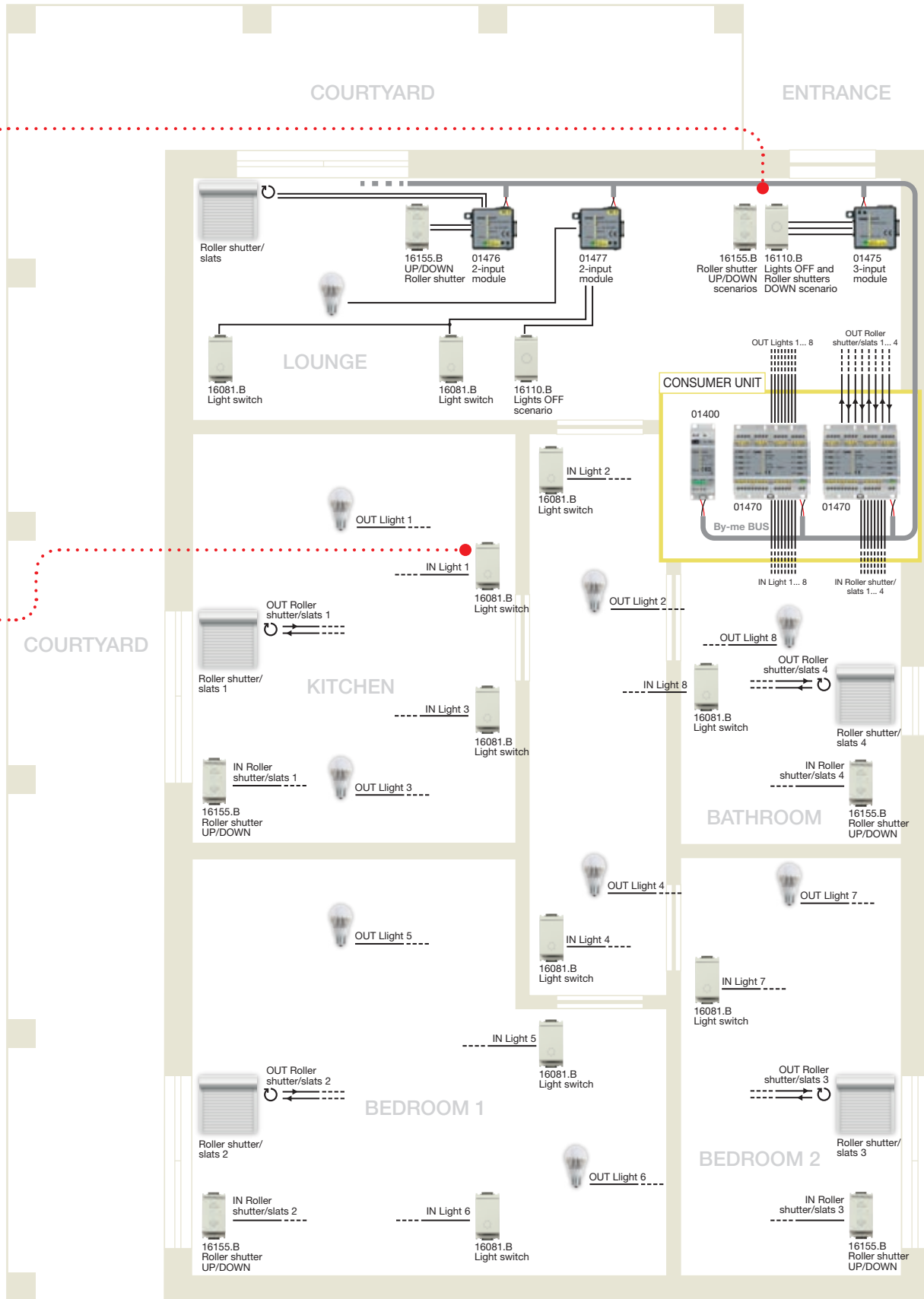
"Plug&Play home automation - Commissioning of devices preconfigured for lights/roller shutters with general OFF scenario".



INSTALLATION EXAMPLES

Plug&Play basic home automation system

Typical system: apartment with Plug & Play basic home automation system for lights and roller shutter control.



B.C18006 EN 1805
8 007352 595132



Viale Vicenza, 14
36063 Marostica VI - Italy
Tel. +39 0424 488 600
Fax +39 0424 488 709
www.vimar.com